







| Assembly code | Assembly description | Assembly image |
|----------------|----------------------|---|
| ASM1746B/0.D10 | Cooking chamber |  |
| ASM1772C/0.D02 | External cover |  |
| ASM3008B/0.D03 | Door |  |
| ASM3069A/0.D07 | Electrical system |  |



ASM1746B/0.D10 - Cooking chamber - FRONT














ASM1746B/0.D10 - Cooking chamber - REAR







| COMPONENT | | | SPARE PART | | | | | | | | | | | | | | | | | | | | | | | | | | |
|-----------|--|---|----------------|------------------------------------|---|------|-------------|-----|-----|----------|--|-------|----|----------|-------------------|-------|----|----------|-------------------------|-------|----|----------|----------------------|-------|----|----------|--------------------|-------|----|
| Code | Description | Image | Code | Description | Kit components | | | | | | | | | | | | | | | | | | | | | | | | |
| 0G1593A | XEBC FAN GUARD SPACER |  | OUTOFPRODUCTIO | ITEM OUT OF PRODUCTION | | | | | | | | | | | | | | | | | | | | | | | | | |
| 0H2551A | XBC/XVC ST.STEEL DRAIN COVER |  | K0H2551A | DRAIN COVER KIT | <table border="1"> <thead> <tr> <th>Code</th> <th>Description</th> <th>Qty</th> <th>UOM</th> </tr> </thead> <tbody> <tr> <td>0H2551A0</td> <td>XBC/XVC ST.STEEL DRAIN COVER</td> <td>1.000</td> <td>PC</td> </tr> </tbody> </table> | Code | Description | Qty | UOM | 0H2551A0 | XBC/XVC ST.STEEL DRAIN COVER | 1.000 | PC | | | | | | | | | | | | | | | | |
| Code | Description | Qty | UOM | | | | | | | | | | | | | | | | | | | | | | | | | | |
| 0H2551A0 | XBC/XVC ST.STEEL DRAIN COVER | 1.000 | PC | | | | | | | | | | | | | | | | | | | | | | | | | | |
| 0H2730A | ZINC PLATED MUFFLE SUPPORT BRACKET |  | 0H2730A1 | ZINC PLATED MUFFLE SUPPORT BRACKET | | | | | | | | | | | | | | | | | | | | | | | | | |
| 0H7320A | MM VENTURI PIPE SUPPORT |  | 0H7320A0 | MM VENTURI PIPE SUPPORT | | | | | | | | | | | | | | | | | | | | | | | | | |
| PE1710B | MOTOR REVOLUTION AND DIRECTION SENSO |  | KPE1710B | MOTOR REVOLUTIONS SENSOR KIT | <table border="1"> <thead> <tr> <th>Code</th> <th>Description</th> <th>Qty</th> <th>UOM</th> </tr> </thead> <tbody> <tr> <td>CE1119A0</td> <td>AMP MODU2 4P 4XAWG22 L1500 RAST 4P CABLE</td> <td>1.000</td> <td>PC</td> </tr> <tr> <td>PE1040A0</td> <td>RAST MOTOR SENSOR</td> <td>1.000</td> <td>PC</td> </tr> <tr> <td>VE1550A0</td> <td>5X3 MM NEODYMIUM MAGNET</td> <td>1.000</td> <td>PC</td> </tr> <tr> <td>VI1966A0</td> <td>M4X14 FLATHEAD SCREW</td> <td>1.000</td> <td>PC</td> </tr> <tr> <td>VM1635A0</td> <td>MAGNET HOLDING DIS</td> <td>1.000</td> <td>PC</td> </tr> </tbody> </table> | Code | Description | Qty | UOM | CE1119A0 | AMP MODU2 4P 4XAWG22 L1500 RAST 4P CABLE | 1.000 | PC | PE1040A0 | RAST MOTOR SENSOR | 1.000 | PC | VE1550A0 | 5X3 MM NEODYMIUM MAGNET | 1.000 | PC | VI1966A0 | M4X14 FLATHEAD SCREW | 1.000 | PC | VM1635A0 | MAGNET HOLDING DIS | 1.000 | PC |
| Code | Description | Qty | UOM | | | | | | | | | | | | | | | | | | | | | | | | | | |
| CE1119A0 | AMP MODU2 4P 4XAWG22 L1500 RAST 4P CABLE | 1.000 | PC | | | | | | | | | | | | | | | | | | | | | | | | | | |
| PE1040A0 | RAST MOTOR SENSOR | 1.000 | PC | | | | | | | | | | | | | | | | | | | | | | | | | | |
| VE1550A0 | 5X3 MM NEODYMIUM MAGNET | 1.000 | PC | | | | | | | | | | | | | | | | | | | | | | | | | | |
| VI1966A0 | M4X14 FLATHEAD SCREW | 1.000 | PC | | | | | | | | | | | | | | | | | | | | | | | | | | |
| VM1635A0 | MAGNET HOLDING DIS | 1.000 | PC | | | | | | | | | | | | | | | | | | | | | | | | | | |





| COMPONENT | | | SPARE PART | | | | | | | | | | | | | | | | | | | | | | | | | | |
|-----------|--|---|------------|---|--|------|-------------|-----|-----|----------|--|-------|----|----------|--|-------|----|----------|--|-------|----|----------|--------------------------------------|-------|----|----------|-----------------------|-------|----|
| Code | Description | Image | Code | Description | Kit components | | | | | | | | | | | | | | | | | | | | | | | | |
| VE1550A | 5X3 MM NEODYMIUM MAGNET |  | KPE1710B | MOTOR REVOLUTIONS SENSOR KIT | <table border="1"> <thead> <tr> <th>Code</th> <th>Description</th> <th>Qty</th> <th>UOM</th> </tr> </thead> <tbody> <tr> <td>CE1119A0</td> <td>AMPMODU2 4P 4XAWG22 L1500 RAST 4P CABLE</td> <td>1.000</td> <td>PC</td> </tr> <tr> <td>PE1040A0</td> <td>RAST MOTOR SENSOR</td> <td>1.000</td> <td>PC</td> </tr> <tr> <td>VE1550A0</td> <td>5X3 MM NEODYMIUM MAGNET</td> <td>1.000</td> <td>PC</td> </tr> <tr> <td>VI1966A0</td> <td>M4X14 FLATHEAD SCREW</td> <td>1.000</td> <td>PC</td> </tr> <tr> <td>VM1635A0</td> <td>MAGNET HOLDING DIS</td> <td>1.000</td> <td>PC</td> </tr> </tbody> </table> | Code | Description | Qty | UOM | CE1119A0 | AMPMODU2 4P 4XAWG22 L1500 RAST 4P CABLE | 1.000 | PC | PE1040A0 | RAST MOTOR SENSOR | 1.000 | PC | VE1550A0 | 5X3 MM NEODYMIUM MAGNET | 1.000 | PC | VI1966A0 | M4X14 FLATHEAD SCREW | 1.000 | PC | VM1635A0 | MAGNET HOLDING DIS | 1.000 | PC |
| Code | Description | Qty | UOM | | | | | | | | | | | | | | | | | | | | | | | | | | |
| CE1119A0 | AMPMODU2 4P 4XAWG22 L1500 RAST 4P CABLE | 1.000 | PC | | | | | | | | | | | | | | | | | | | | | | | | | | |
| PE1040A0 | RAST MOTOR SENSOR | 1.000 | PC | | | | | | | | | | | | | | | | | | | | | | | | | | |
| VE1550A0 | 5X3 MM NEODYMIUM MAGNET | 1.000 | PC | | | | | | | | | | | | | | | | | | | | | | | | | | |
| VI1966A0 | M4X14 FLATHEAD SCREW | 1.000 | PC | | | | | | | | | | | | | | | | | | | | | | | | | | |
| VM1635A0 | MAGNET HOLDING DIS | 1.000 | PC | | | | | | | | | | | | | | | | | | | | | | | | | | |
| GN1672A | BREAKING ELEMENT GASKET |  | KGN1672A | 71x19 HEATING ELEMENT GASKET 5 PCS KIT | <table border="1"> <thead> <tr> <th>Code</th> <th>Description</th> <th>Qty</th> <th>UOM</th> </tr> </thead> <tbody> <tr> <td>GN1672A1</td> <td>BREAKING ELEMENT GASKET</td> <td>5.000</td> <td>PC</td> </tr> </tbody> </table> | Code | Description | Qty | UOM | GN1672A1 | BREAKING ELEMENT GASKET | 5.000 | PC | | | | | | | | | | | | | | | | |
| Code | Description | Qty | UOM | | | | | | | | | | | | | | | | | | | | | | | | | | |
| GN1672A1 | BREAKING ELEMENT GASKET | 5.000 | PC | | | | | | | | | | | | | | | | | | | | | | | | | | |
| RS1215B | 1 TURN 147W 105V FLAT ELEMENT |  | KRS1034A | MM 147W MOTOR BRAKING ELEMENT KIT | <table border="1"> <thead> <tr> <th>Code</th> <th>Description</th> <th>Qty</th> <th>UOM</th> </tr> </thead> <tbody> <tr> <td>GN1672A1</td> <td>BREAKING ELEMENT GASKET</td> <td>1.000</td> <td>PC</td> </tr> <tr> <td>RS1034A0</td> <td>1 TURN 147W 105V FLAT ELEMENT</td> <td>1.000</td> <td>PC</td> </tr> <tr> <td>SL1045A0</td> <td>S57 BLACK SILICONE - 80ml CARTRIDGE</td> <td>1.000</td> <td>PC</td> </tr> <tr> <td>VI1220A1</td> <td>4,2x12 TCB SELF-TAPPIN G SCREW</td> <td>2.000</td> <td>PC</td> </tr> </tbody> </table> | Code | Description | Qty | UOM | GN1672A1 | BREAKING ELEMENT GASKET | 1.000 | PC | RS1034A0 | 1 TURN 147W 105V FLAT ELEMENT | 1.000 | PC | SL1045A0 | S57 BLACK SILICONE - 80ml CARTRIDGE | 1.000 | PC | VI1220A1 | 4,2x12 TCB SELF-TAPPIN G SCREW | 2.000 | PC | | | | |
| Code | Description | Qty | UOM | | | | | | | | | | | | | | | | | | | | | | | | | | |
| GN1672A1 | BREAKING ELEMENT GASKET | 1.000 | PC | | | | | | | | | | | | | | | | | | | | | | | | | | |
| RS1034A0 | 1 TURN 147W 105V FLAT ELEMENT | 1.000 | PC | | | | | | | | | | | | | | | | | | | | | | | | | | |
| SL1045A0 | S57 BLACK SILICONE - 80ml CARTRIDGE | 1.000 | PC | | | | | | | | | | | | | | | | | | | | | | | | | | |
| VI1220A1 | 4,2x12 TCB SELF-TAPPIN G SCREW | 2.000 | PC | | | | | | | | | | | | | | | | | | | | | | | | | | |
| GN1285A | NTC TEMPERATURE PROBE SEALING |  | KTR1106B | MIND.Maps L2000 CHAMBER TEMP. PROBE KIT | <table border="1"> <thead> <tr> <th>Code</th> <th>Description</th> <th>Qty</th> <th>UOM</th> </tr> </thead> <tbody> <tr> <td>GN1285A0</td> <td>NTC TEMPERATUR E PROBE SEALING</td> <td>1.000</td> <td>PC</td> </tr> <tr> <td>SL1045A0</td> <td>S57 BLACK SILICONE - 80ml CARTRIDGE</td> <td>1.000</td> <td>PC</td> </tr> <tr> <td>TR1106B0</td> <td>PT100 L=2000 TEMPERATUR E PROBE</td> <td>1.000</td> <td>PC</td> </tr> </tbody> </table> | Code | Description | Qty | UOM | GN1285A0 | NTC TEMPERATUR E PROBE SEALING | 1.000 | PC | SL1045A0 | S57 BLACK SILICONE - 80ml CARTRIDGE | 1.000 | PC | TR1106B0 | PT100 L=2000 TEMPERATUR E PROBE | 1.000 | PC | | | | | | | | |
| Code | Description | Qty | UOM | | | | | | | | | | | | | | | | | | | | | | | | | | |
| GN1285A0 | NTC TEMPERATUR E PROBE SEALING | 1.000 | PC | | | | | | | | | | | | | | | | | | | | | | | | | | |
| SL1045A0 | S57 BLACK SILICONE - 80ml CARTRIDGE | 1.000 | PC | | | | | | | | | | | | | | | | | | | | | | | | | | |
| TR1106B0 | PT100 L=2000 TEMPERATUR E PROBE | 1.000 | PC | | | | | | | | | | | | | | | | | | | | | | | | | | |





| COMPONENT | | | SPARE PART | | | | | | | | | | | | | | | | | | | | | | | | | | | |
|-----------|--|---|------------|---|---|------|-------------|---|-------|----------|--------------------------------------|--|-------|----------|---|--|-------|----------|---|--------------------------------------|-------|----|----------|---|-------|----|----------|---|-------|----|
| Code | Description | Image | Code | Description | Kit components | | | | | | | | | | | | | | | | | | | | | | | | | |
| GN1285A | NTC TEMPERATURE PROBE SEALING |  | KTR1106B | MIND.Maps L2000 CHAMBER TEMP. PROBE KIT | <table border="1"> <thead> <tr> <th>Code</th> <th>Description</th> <th>Qty</th> <th>UOM</th> </tr> </thead> <tbody> <tr> <td>VI1220A1</td> <td>4,2x12 TCB SELF-TAPPIN G SCREW</td> <td>2.000</td> <td>PC</td> </tr> <tr> <td>VM1464A1</td> <td>CT BT TEMPERATUR E PROBE COVER</td> <td>1.000</td> <td>PC</td> </tr> <tr> <td>VM1465A1</td> <td>CT BT TEMPERATUR E PROBE COVER</td> <td>1.000</td> <td>PC</td> </tr> </tbody> </table> | Code | Description | Qty | UOM | VI1220A1 | 4,2x12 TCB SELF-TAPPIN G SCREW | 2.000 | PC | VM1464A1 | CT BT TEMPERATUR E PROBE COVER | 1.000 | PC | VM1465A1 | CT BT TEMPERATUR E PROBE COVER | 1.000 | PC | | | | | | | | | |
| | | | Code | Description | Qty | UOM | | | | | | | | | | | | | | | | | | | | | | | | |
| | | | VI1220A1 | 4,2x12 TCB SELF-TAPPIN G SCREW | 2.000 | PC | | | | | | | | | | | | | | | | | | | | | | | | |
| VM1464A1 | CT BT TEMPERATUR E PROBE COVER | 1.000 | PC | | | | | | | | | | | | | | | | | | | | | | | | | | | |
| VM1465A1 | CT BT TEMPERATUR E PROBE COVER | 1.000 | PC | | | | | | | | | | | | | | | | | | | | | | | | | | | |
| KTR1106A | 5-5E S. L2000 CHAMBER TEMP. PROBE KIT | <table border="1"> <thead> <tr> <th>Code</th> <th>Description</th> <th>Qty</th> <th>UOM</th> </tr> </thead> <tbody> <tr> <td>GN1285A0</td> <td>NTC TEMPERATUR E PROBE SEALING</td> <td>1.000</td> <td>PC</td> </tr> <tr> <td>SL1045A0</td> <td>S57 BLACK SILICONE - 80ml CARTRIDGE</td> <td>1.000</td> <td>PC</td> </tr> <tr> <td>TR1106A3</td> <td>PT100 L-2000 TEMPERATUR E PROBE</td> <td>1.000</td> <td>PC</td> </tr> <tr> <td>VI1220A1</td> <td>4,2x12 TCB SELF-TAPPIN G SCREW</td> <td>2.000</td> <td>PC</td> </tr> <tr> <td>VM1465A1</td> <td>CT BT TEMPERATUR E PROBE COVER</td> <td>1.000</td> <td>PC</td> </tr> </tbody> </table> | Code | Description | Qty | UOM | GN1285A0 | NTC TEMPERATUR E PROBE SEALING | 1.000 | PC | SL1045A0 | S57 BLACK SILICONE - 80ml CARTRIDGE | 1.000 | PC | TR1106A3 | PT100 L-2000 TEMPERATUR E PROBE | 1.000 | PC | VI1220A1 | 4,2x12 TCB SELF-TAPPIN G SCREW | 2.000 | PC | VM1465A1 | CT BT TEMPERATUR E PROBE COVER | 1.000 | PC | | | | |
| Code | Description | Qty | UOM | | | | | | | | | | | | | | | | | | | | | | | | | | | |
| GN1285A0 | NTC TEMPERATUR E PROBE SEALING | 1.000 | PC | | | | | | | | | | | | | | | | | | | | | | | | | | | |
| SL1045A0 | S57 BLACK SILICONE - 80ml CARTRIDGE | 1.000 | PC | | | | | | | | | | | | | | | | | | | | | | | | | | | |
| TR1106A3 | PT100 L-2000 TEMPERATUR E PROBE | 1.000 | PC | | | | | | | | | | | | | | | | | | | | | | | | | | | |
| VI1220A1 | 4,2x12 TCB SELF-TAPPIN G SCREW | 2.000 | PC | | | | | | | | | | | | | | | | | | | | | | | | | | | |
| VM1465A1 | CT BT TEMPERATUR E PROBE COVER | 1.000 | PC | | | | | | | | | | | | | | | | | | | | | | | | | | | |
| KTR1105A | PT100 L1000 TEMPERATURE PROBE KIT | <table border="1"> <thead> <tr> <th>Code</th> <th>Description</th> <th>Qty</th> <th>UOM</th> </tr> </thead> <tbody> <tr> <td>GN1120A1</td> <td>NTC TEMPERATUR E PROBE SEAL</td> <td>1.000</td> <td>PC</td> </tr> <tr> <td>GN1285A0</td> <td>NTC TEMPERATUR E PROBE SEALING</td> <td>1.000</td> <td>PC</td> </tr> <tr> <td>SL1045A0</td> <td>S57 BLACK SILICONE - 80ml CARTRIDGE</td> <td>1.000</td> <td>PC</td> </tr> <tr> <td>TR1105A4</td> <td>L1000 PT100 TEMPERATUR E PROBE</td> <td>1.000</td> <td>PC</td> </tr> <tr> <td>VI1220A1</td> <td>4,2x12 TCB SELF-TAPPIN G SCREW</td> <td>2.000</td> <td>PC</td> </tr> <tr> <td>VM1464A1</td> <td>CT BT TEMPERATUR E PROBE COVER</td> <td>1.000</td> <td>PC</td> </tr> </tbody> </table> | Code | Description | Qty | UOM | GN1120A1 | NTC TEMPERATUR E PROBE SEAL | 1.000 | PC | GN1285A0 | NTC TEMPERATUR E PROBE SEALING | 1.000 | PC | SL1045A0 | S57 BLACK SILICONE - 80ml CARTRIDGE | 1.000 | PC | TR1105A4 | L1000 PT100 TEMPERATUR E PROBE | 1.000 | PC | VI1220A1 | 4,2x12 TCB SELF-TAPPIN G SCREW | 2.000 | PC | VM1464A1 | CT BT TEMPERATUR E PROBE COVER | 1.000 | PC |
| Code | Description | Qty | UOM | | | | | | | | | | | | | | | | | | | | | | | | | | | |
| GN1120A1 | NTC TEMPERATUR E PROBE SEAL | 1.000 | PC | | | | | | | | | | | | | | | | | | | | | | | | | | | |
| GN1285A0 | NTC TEMPERATUR E PROBE SEALING | 1.000 | PC | | | | | | | | | | | | | | | | | | | | | | | | | | | |
| SL1045A0 | S57 BLACK SILICONE - 80ml CARTRIDGE | 1.000 | PC | | | | | | | | | | | | | | | | | | | | | | | | | | | |
| TR1105A4 | L1000 PT100 TEMPERATUR E PROBE | 1.000 | PC | | | | | | | | | | | | | | | | | | | | | | | | | | | |
| VI1220A1 | 4,2x12 TCB SELF-TAPPIN G SCREW | 2.000 | PC | | | | | | | | | | | | | | | | | | | | | | | | | | | |
| VM1464A1 | CT BT TEMPERATUR E PROBE COVER | 1.000 | PC | | | | | | | | | | | | | | | | | | | | | | | | | | | |

| COMPONENT | | | SPARE PART | | | | | | | | | | | | | | | | | | | | | | | | | | | |
|-----------|--|--|------------|---|---|------|-------------|-----------------------------------|-------|----------|---|---|-------|----------|-----------------------|--|-------|----|----------|---|-------|----|----------|--------------------------------------|-------|----|----------|---|-------|----|
| Code | Description | Image | Code | Description | Kit components | | | | | | | | | | | | | | | | | | | | | | | | | |
| GN1285A | NTC TEMPERATURE PROBE SEALING |  | KTR1105A | PT100 L1000 TEMPERATURE PROBE KIT | <table border="1"> <thead> <tr> <th>Code</th> <th>Description</th> <th>Qty</th> <th>UOM</th> </tr> </thead> <tbody> <tr> <td>VM1465A1</td> <td>CT BT TEMPERATUR E PROBE COVER</td> <td>1.000</td> <td>PC</td> </tr> <tr> <td>VM2052A0</td> <td>LM CORE PROBE COVE</td> <td>1.000</td> <td>PC</td> </tr> </tbody> </table> | Code | Description | Qty | UOM | VM1465A1 | CT BT TEMPERATUR E PROBE COVER | 1.000 | PC | VM2052A0 | LM CORE PROBE COVE | 1.000 | PC | | | | | | | | | | | | | |
| | | | Code | Description | Qty | UOM | | | | | | | | | | | | | | | | | | | | | | | | |
| | | | VM1465A1 | CT BT TEMPERATUR E PROBE COVER | 1.000 | PC | | | | | | | | | | | | | | | | | | | | | | | | |
| VM2052A0 | LM CORE PROBE COVE | 1.000 | PC | | | | | | | | | | | | | | | | | | | | | | | | | | | |
| KTR1096A | NTC 150 L=1500 TEMPERATURE PROBE KIT | <table border="1"> <thead> <tr> <th>Code</th> <th>Description</th> <th>Qty</th> <th>UOM</th> </tr> </thead> <tbody> <tr> <td>GN1120A1</td> <td>NTC TEMPERATUR E PROBE SEAL</td> <td>1.000</td> <td>PC</td> </tr> <tr> <td>GN1285A0</td> <td>NTC TEMPERATUR E PROBE SEALING</td> <td>2.000</td> <td>PC</td> </tr> <tr> <td>SL1045A0</td> <td>S57 BLACK SILICONE - 80ml CARTRIDGE</td> <td>1.000</td> <td>PC</td> </tr> <tr> <td>TR1096A0</td> <td>TEMPERATUR E PROBE NTC 150 L=1500</td> <td>1.000</td> <td>PC</td> </tr> <tr> <td>VI1220A1</td> <td>4,2x12 TCB SELF-TAPPIN G SCREW</td> <td>2.000</td> <td>PC</td> </tr> <tr> <td>VM1465A1</td> <td>CT BT TEMPERATUR E PROBE COVER</td> <td>1.000</td> <td>PC</td> </tr> </tbody> </table> | Code | Description | Qty | UOM | GN1120A1 | NTC TEMPERATUR E PROBE SEAL | 1.000 | PC | GN1285A0 | NTC TEMPERATUR E PROBE SEALING | 2.000 | PC | SL1045A0 | S57 BLACK SILICONE - 80ml CARTRIDGE | 1.000 | PC | TR1096A0 | TEMPERATUR E PROBE NTC 150 L=1500 | 1.000 | PC | VI1220A1 | 4,2x12 TCB SELF-TAPPIN G SCREW | 2.000 | PC | VM1465A1 | CT BT TEMPERATUR E PROBE COVER | 1.000 | PC |
| Code | Description | Qty | UOM | | | | | | | | | | | | | | | | | | | | | | | | | | | |
| GN1120A1 | NTC TEMPERATUR E PROBE SEAL | 1.000 | PC | | | | | | | | | | | | | | | | | | | | | | | | | | | |
| GN1285A0 | NTC TEMPERATUR E PROBE SEALING | 2.000 | PC | | | | | | | | | | | | | | | | | | | | | | | | | | | |
| SL1045A0 | S57 BLACK SILICONE - 80ml CARTRIDGE | 1.000 | PC | | | | | | | | | | | | | | | | | | | | | | | | | | | |
| TR1096A0 | TEMPERATUR E PROBE NTC 150 L=1500 | 1.000 | PC | | | | | | | | | | | | | | | | | | | | | | | | | | | |
| VI1220A1 | 4,2x12 TCB SELF-TAPPIN G SCREW | 2.000 | PC | | | | | | | | | | | | | | | | | | | | | | | | | | | |
| VM1465A1 | CT BT TEMPERATUR E PROBE COVER | 1.000 | PC | | | | | | | | | | | | | | | | | | | | | | | | | | | |
| KTR1095A | NTC 150 L=1050 TEMPERATURE PROBE KIT | <table border="1"> <thead> <tr> <th>Code</th> <th>Description</th> <th>Qty</th> <th>UOM</th> </tr> </thead> <tbody> <tr> <td>GN1120A1</td> <td>NTC TEMPERATUR E PROBE SEAL</td> <td>1.000</td> <td>PC</td> </tr> <tr> <td>GN1285A0</td> <td>NTC TEMPERATUR E PROBE SEALING</td> <td>1.000</td> <td>PC</td> </tr> <tr> <td>SL1045A0</td> <td>S57 BLACK SILICONE - 80ml CARTRIDGE</td> <td>1.000</td> <td>PC</td> </tr> <tr> <td>TR1095A0</td> <td>TEMPERATUR E PROBE NTC 150 L=1050</td> <td>1.000</td> <td>PC</td> </tr> <tr> <td>VI1220A1</td> <td>4,2x12 TCB SELF-TAPPIN G SCREW</td> <td>2.000</td> <td>PC</td> </tr> <tr> <td>VM1465A1</td> <td>CT BT TEMPERATUR E PROBE COVER</td> <td>1.000</td> <td>PC</td> </tr> </tbody> </table> | Code | Description | Qty | UOM | GN1120A1 | NTC TEMPERATUR E PROBE SEAL | 1.000 | PC | GN1285A0 | NTC TEMPERATUR E PROBE SEALING | 1.000 | PC | SL1045A0 | S57 BLACK SILICONE - 80ml CARTRIDGE | 1.000 | PC | TR1095A0 | TEMPERATUR E PROBE NTC 150 L=1050 | 1.000 | PC | VI1220A1 | 4,2x12 TCB SELF-TAPPIN G SCREW | 2.000 | PC | VM1465A1 | CT BT TEMPERATUR E PROBE COVER | 1.000 | PC |
| Code | Description | Qty | UOM | | | | | | | | | | | | | | | | | | | | | | | | | | | |
| GN1120A1 | NTC TEMPERATUR E PROBE SEAL | 1.000 | PC | | | | | | | | | | | | | | | | | | | | | | | | | | | |
| GN1285A0 | NTC TEMPERATUR E PROBE SEALING | 1.000 | PC | | | | | | | | | | | | | | | | | | | | | | | | | | | |
| SL1045A0 | S57 BLACK SILICONE - 80ml CARTRIDGE | 1.000 | PC | | | | | | | | | | | | | | | | | | | | | | | | | | | |
| TR1095A0 | TEMPERATUR E PROBE NTC 150 L=1050 | 1.000 | PC | | | | | | | | | | | | | | | | | | | | | | | | | | | |
| VI1220A1 | 4,2x12 TCB SELF-TAPPIN G SCREW | 2.000 | PC | | | | | | | | | | | | | | | | | | | | | | | | | | | |
| VM1465A1 | CT BT TEMPERATUR E PROBE COVER | 1.000 | PC | | | | | | | | | | | | | | | | | | | | | | | | | | | |





| COMPONENT | | | SPARE PART | | | | | | | | | | | | | | | | | | | | | | | | | | | | | | |
|-----------|-------------------------------------|---|------------|---|---|------|-------------|-----|-----|----------|--------------------------------|-------|----|----------|-------------------------------------|-------|----|----------|---------------------------------|-------|----|----------|--------------------------------|-------|----|----------|--------------------------------|-------|----|----------|--------------------------------|-------|----|
| Code | Description | Image | Code | Description | Kit components | | | | | | | | | | | | | | | | | | | | | | | | | | | | |
| GN1285A | NTC TEMPERATURE PROBE SEALING |  | KTR1002A | PT100 L1000 UL TEMPERATURE PROBE KIT | <table border="1"> <thead> <tr> <th>Code</th> <th>Description</th> <th>Qty</th> <th>UOM</th> </tr> </thead> <tbody> <tr> <td>GN1285A0</td> <td>NTC TEMPERATUR E PROBE SEALING</td> <td>2.000</td> <td>PC</td> </tr> <tr> <td>SL1045A0</td> <td>S57 BLACK SILICONE - 80ml CARTRIDGE</td> <td>1.000</td> <td>PC</td> </tr> <tr> <td>TR1002A1</td> <td></td> <td>1.000</td> <td>PC</td> </tr> <tr> <td>VI1220A1</td> <td>4,2x12 TCB SELF-TAPPIN G SCREW</td> <td>2.000</td> <td>PC</td> </tr> <tr> <td>VM1465A1</td> <td>CT BT TEMPERATUR E PROBE COVER</td> <td>1.000</td> <td>PC</td> </tr> </tbody> </table> | Code | Description | Qty | UOM | GN1285A0 | NTC TEMPERATUR E PROBE SEALING | 2.000 | PC | SL1045A0 | S57 BLACK SILICONE - 80ml CARTRIDGE | 1.000 | PC | TR1002A1 | | 1.000 | PC | VI1220A1 | 4,2x12 TCB SELF-TAPPIN G SCREW | 2.000 | PC | VM1465A1 | CT BT TEMPERATUR E PROBE COVER | 1.000 | PC | | | | |
| Code | Description | Qty | UOM | | | | | | | | | | | | | | | | | | | | | | | | | | | | | | |
| GN1285A0 | NTC TEMPERATUR E PROBE SEALING | 2.000 | PC | | | | | | | | | | | | | | | | | | | | | | | | | | | | | | |
| SL1045A0 | S57 BLACK SILICONE - 80ml CARTRIDGE | 1.000 | PC | | | | | | | | | | | | | | | | | | | | | | | | | | | | | | |
| TR1002A1 | | 1.000 | PC | | | | | | | | | | | | | | | | | | | | | | | | | | | | | | |
| VI1220A1 | 4,2x12 TCB SELF-TAPPIN G SCREW | 2.000 | PC | | | | | | | | | | | | | | | | | | | | | | | | | | | | | | |
| VM1465A1 | CT BT TEMPERATUR E PROBE COVER | 1.000 | PC | | | | | | | | | | | | | | | | | | | | | | | | | | | | | | |
| TR1106B | PT100 L=2000 TEMPERATURE PROBE |  | KTR1106B | MIND.Maps L2000 CHAMBER TEMP. PROBE KIT | <table border="1"> <thead> <tr> <th>Code</th> <th>Description</th> <th>Qty</th> <th>UOM</th> </tr> </thead> <tbody> <tr> <td>GN1285A0</td> <td>NTC TEMPERATUR E PROBE SEALING</td> <td>1.000</td> <td>PC</td> </tr> <tr> <td>SL1045A0</td> <td>S57 BLACK SILICONE - 80ml CARTRIDGE</td> <td>1.000</td> <td>PC</td> </tr> <tr> <td>TR1106B0</td> <td>PT100 L=2000 TEMPERATUR E PROBE</td> <td>1.000</td> <td>PC</td> </tr> <tr> <td>VI1220A1</td> <td>4,2x12 TCB SELF-TAPPIN G SCREW</td> <td>2.000</td> <td>PC</td> </tr> <tr> <td>VM1464A1</td> <td>CT BT TEMPERATUR E PROBE COVER</td> <td>1.000</td> <td>PC</td> </tr> <tr> <td>VM1465A1</td> <td>CT BT TEMPERATUR E PROBE COVER</td> <td>1.000</td> <td>PC</td> </tr> </tbody> </table> | Code | Description | Qty | UOM | GN1285A0 | NTC TEMPERATUR E PROBE SEALING | 1.000 | PC | SL1045A0 | S57 BLACK SILICONE - 80ml CARTRIDGE | 1.000 | PC | TR1106B0 | PT100 L=2000 TEMPERATUR E PROBE | 1.000 | PC | VI1220A1 | 4,2x12 TCB SELF-TAPPIN G SCREW | 2.000 | PC | VM1464A1 | CT BT TEMPERATUR E PROBE COVER | 1.000 | PC | VM1465A1 | CT BT TEMPERATUR E PROBE COVER | 1.000 | PC |
| Code | Description | Qty | UOM | | | | | | | | | | | | | | | | | | | | | | | | | | | | | | |
| GN1285A0 | NTC TEMPERATUR E PROBE SEALING | 1.000 | PC | | | | | | | | | | | | | | | | | | | | | | | | | | | | | | |
| SL1045A0 | S57 BLACK SILICONE - 80ml CARTRIDGE | 1.000 | PC | | | | | | | | | | | | | | | | | | | | | | | | | | | | | | |
| TR1106B0 | PT100 L=2000 TEMPERATUR E PROBE | 1.000 | PC | | | | | | | | | | | | | | | | | | | | | | | | | | | | | | |
| VI1220A1 | 4,2x12 TCB SELF-TAPPIN G SCREW | 2.000 | PC | | | | | | | | | | | | | | | | | | | | | | | | | | | | | | |
| VM1464A1 | CT BT TEMPERATUR E PROBE COVER | 1.000 | PC | | | | | | | | | | | | | | | | | | | | | | | | | | | | | | |
| VM1465A1 | CT BT TEMPERATUR E PROBE COVER | 1.000 | PC | | | | | | | | | | | | | | | | | | | | | | | | | | | | | | |
| VM1464A | CT BT TEMPERATURE PROBE COVER |  | KVM1464A | CT BT TEMPERATURE PROBE COVER KIT | <table border="1"> <thead> <tr> <th>Code</th> <th>Description</th> <th>Qty</th> <th>UOM</th> </tr> </thead> <tbody> <tr> <td>VM1464A1</td> <td>CT BT TEMPERATUR E PROBE COVER</td> <td>1.000</td> <td>PC</td> </tr> </tbody> </table> | Code | Description | Qty | UOM | VM1464A1 | CT BT TEMPERATUR E PROBE COVER | 1.000 | PC | | | | | | | | | | | | | | | | | | | | |
| Code | Description | Qty | UOM | | | | | | | | | | | | | | | | | | | | | | | | | | | | | | |
| VM1464A1 | CT BT TEMPERATUR E PROBE COVER | 1.000 | PC | | | | | | | | | | | | | | | | | | | | | | | | | | | | | | |




| COMPONENT | | | SPARE PART | | | | | | | | | | | | | | | | | | | | | | | | | | | | | | | | | | | | | | |
|-----------|---|---|------------|------------------------------------|--|------|-------------|---------------------------|-------|----------|---------------------------|------------------------------------|-------|----------|--------------------------------|-------------------------|-------|----------|------------------------------------|-------------------------------------|-------|----------|-------------------------|---|-------|----------|--------------|--------------------------------|-------|----------|-------------------------------------|-------|----|----------|---|-------|----|----------|--------------------------------|-------|----|
| Code | Description | Image | Code | Description | Kit components | | | | | | | | | | | | | | | | | | | | | | | | | | | | | | | | | | | | |
| SN1002B | L2050 MULTIPOINT CORE PROBE WITHOUT NUT |  | KSN1020B | US MULTIPOINT L2050 CORE PROBE KIT | <table border="1"> <thead> <tr> <th>Code</th> <th>Description</th> <th>Qty</th> <th>UOM</th> </tr> </thead> <tbody> <tr> <td>0H8035A0</td> <td>MM CORE PROBE ACCESS COVE</td> <td>1.000</td> <td>PC</td> </tr> <tr> <td>CE1037A0</td> <td>UL SILICONE GLASS FIBER SHEATH</td> <td>0.700</td> <td>M</td> </tr> <tr> <td>CE1685A0</td> <td>MRT8 P3,81 5 POLES FEMALE TERMINAL</td> <td>1.000</td> <td>PC</td> </tr> <tr> <td>GN1632A0</td> <td>CORE PROBE INLET GASKET</td> <td>1.000</td> <td>PC</td> </tr> <tr> <td>RC1130A0</td> <td>130x2,6 CLAM</td> <td>2.000</td> <td>PC</td> </tr> <tr> <td>SL1045A0</td> <td>S57 BLACK SILICONE - 80ml CARTRIDGE</td> <td>1.000</td> <td>PC</td> </tr> <tr> <td>SN1002B1</td> <td>L2050 MULTIPOINT CORE PROBE WITHOUT NUT</td> <td>1.000</td> <td>PC</td> </tr> <tr> <td>VI1220A1</td> <td>4,2x12 TCB SELF-TAPPIN G SCREW</td> <td>3.000</td> <td>PC</td> </tr> </tbody> </table> | Code | Description | Qty | UOM | 0H8035A0 | MM CORE PROBE ACCESS COVE | 1.000 | PC | CE1037A0 | UL SILICONE GLASS FIBER SHEATH | 0.700 | M | CE1685A0 | MRT8 P3,81 5 POLES FEMALE TERMINAL | 1.000 | PC | GN1632A0 | CORE PROBE INLET GASKET | 1.000 | PC | RC1130A0 | 130x2,6 CLAM | 2.000 | PC | SL1045A0 | S57 BLACK SILICONE - 80ml CARTRIDGE | 1.000 | PC | SN1002B1 | L2050 MULTIPOINT CORE PROBE WITHOUT NUT | 1.000 | PC | VI1220A1 | 4,2x12 TCB SELF-TAPPIN G SCREW | 3.000 | PC |
| | | | Code | Description | Qty | UOM | | | | | | | | | | | | | | | | | | | | | | | | | | | | | | | | | | | |
| 0H8035A0 | MM CORE PROBE ACCESS COVE | 1.000 | PC | | | | | | | | | | | | | | | | | | | | | | | | | | | | | | | | | | | | | | |
| CE1037A0 | UL SILICONE GLASS FIBER SHEATH | 0.700 | M | | | | | | | | | | | | | | | | | | | | | | | | | | | | | | | | | | | | | | |
| CE1685A0 | MRT8 P3,81 5 POLES FEMALE TERMINAL | 1.000 | PC | | | | | | | | | | | | | | | | | | | | | | | | | | | | | | | | | | | | | | |
| GN1632A0 | CORE PROBE INLET GASKET | 1.000 | PC | | | | | | | | | | | | | | | | | | | | | | | | | | | | | | | | | | | | | | |
| RC1130A0 | 130x2,6 CLAM | 2.000 | PC | | | | | | | | | | | | | | | | | | | | | | | | | | | | | | | | | | | | | | |
| SL1045A0 | S57 BLACK SILICONE - 80ml CARTRIDGE | 1.000 | PC | | | | | | | | | | | | | | | | | | | | | | | | | | | | | | | | | | | | | | |
| SN1002B1 | L2050 MULTIPOINT CORE PROBE WITHOUT NUT | 1.000 | PC | | | | | | | | | | | | | | | | | | | | | | | | | | | | | | | | | | | | | | |
| VI1220A1 | 4,2x12 TCB SELF-TAPPIN G SCREW | 3.000 | PC | | | | | | | | | | | | | | | | | | | | | | | | | | | | | | | | | | | | | | |
| KSN1002B | MULTIPOINT CORE PROBE KIT L2050 | <table border="1"> <thead> <tr> <th>Code</th> <th>Description</th> <th>Qty</th> <th>UOM</th> </tr> </thead> <tbody> <tr> <td>0H8035A0</td> <td>MM CORE PROBE ACCESS COVE</td> <td>1.000</td> <td>PC</td> </tr> <tr> <td>CE1685A0</td> <td>MRT8 P3,81 5 POLES FEMALE TERMINAL</td> <td>1.000</td> <td>PC</td> </tr> <tr> <td>GN1632A0</td> <td>CORE PROBE INLET GASKET</td> <td>1.000</td> <td>PC</td> </tr> <tr> <td>SL1045A0</td> <td>S57 BLACK SILICONE - 80ml CARTRIDGE</td> <td>1.000</td> <td>PC</td> </tr> <tr> <td>SN1002B1</td> <td>L2050 MULTIPOINT CORE PROBE WITHOUT NUT</td> <td>1.000</td> <td>PC</td> </tr> <tr> <td>VI1220A1</td> <td>4,2x12 TCB SELF-TAPPIN G SCREW</td> <td>3.000</td> <td>PC</td> </tr> </tbody> </table> | Code | Description | Qty | UOM | 0H8035A0 | MM CORE PROBE ACCESS COVE | 1.000 | PC | CE1685A0 | MRT8 P3,81 5 POLES FEMALE TERMINAL | 1.000 | PC | GN1632A0 | CORE PROBE INLET GASKET | 1.000 | PC | SL1045A0 | S57 BLACK SILICONE - 80ml CARTRIDGE | 1.000 | PC | SN1002B1 | L2050 MULTIPOINT CORE PROBE WITHOUT NUT | 1.000 | PC | VI1220A1 | 4,2x12 TCB SELF-TAPPIN G SCREW | 3.000 | PC | | | | | | | | | | | |
| Code | Description | Qty | UOM | | | | | | | | | | | | | | | | | | | | | | | | | | | | | | | | | | | | | | |
| 0H8035A0 | MM CORE PROBE ACCESS COVE | 1.000 | PC | | | | | | | | | | | | | | | | | | | | | | | | | | | | | | | | | | | | | | |
| CE1685A0 | MRT8 P3,81 5 POLES FEMALE TERMINAL | 1.000 | PC | | | | | | | | | | | | | | | | | | | | | | | | | | | | | | | | | | | | | | |
| GN1632A0 | CORE PROBE INLET GASKET | 1.000 | PC | | | | | | | | | | | | | | | | | | | | | | | | | | | | | | | | | | | | | | |
| SL1045A0 | S57 BLACK SILICONE - 80ml CARTRIDGE | 1.000 | PC | | | | | | | | | | | | | | | | | | | | | | | | | | | | | | | | | | | | | | |
| SN1002B1 | L2050 MULTIPOINT CORE PROBE WITHOUT NUT | 1.000 | PC | | | | | | | | | | | | | | | | | | | | | | | | | | | | | | | | | | | | | | |
| VI1220A1 | 4,2x12 TCB SELF-TAPPIN G SCREW | 3.000 | PC | | | | | | | | | | | | | | | | | | | | | | | | | | | | | | | | | | | | | | |

| COMPONENT | | | SPARE PART | | | | | | | | | | | | | | | | | | | | | | | | | | |
|-----------|---|---|------------|--|---|--|-------------|-----|-----|----------|---|-------|----|----------|--|-------|----|----------|--|-------|----|----------|---|-------|----|----------|--------------------------------------|-------|----|
| Code | Description | Image | Code | Description | Kit components | | | | | | | | | | | | | | | | | | | | | | | | |
| RS1002A | 6750W 230V D230 6 TURNS HEATING ELEMENT |  | KRS1002A | 6750W 230V HEATING ELEMENT KIT | <table border="1"> <thead> <tr> <th>Code</th> <th>Description</th> <th>Qty</th> <th>UOM</th> </tr> </thead> <tbody> <tr> <td>GN1671A0</td> <td>141X22 G8.5 ELEMENT ARMED GASKET</td> <td>1.000</td> <td>PC</td> </tr> <tr> <td>RS1002A1</td> <td>6750W 230V D230 6 TURNS HEATING ELEMENT</td> <td>1.000</td> <td>PC</td> </tr> <tr> <td>SL1045A0</td> <td>S57 BLACK SILICONE - 80ml CARTRIDGE</td> <td>1.000</td> <td>PC</td> </tr> <tr> <td>VI1220A1</td> <td>4,2x12 TCB SELF-TAPPIN G SCREW</td> <td>5.000</td> <td>PC</td> </tr> </tbody> </table> | Code | Description | Qty | UOM | GN1671A0 | 141X22 G8.5 ELEMENT ARMED GASKET | 1.000 | PC | RS1002A1 | 6750W 230V D230 6 TURNS HEATING ELEMENT | 1.000 | PC | SL1045A0 | S57 BLACK SILICONE - 80ml CARTRIDGE | 1.000 | PC | VI1220A1 | 4,2x12 TCB SELF-TAPPIN G SCREW | 5.000 | PC | | | | |
| | | | | | Code | Description | Qty | UOM | | | | | | | | | | | | | | | | | | | | | |
| | | | | | GN1671A0 | 141X22 G8.5 ELEMENT ARMED GASKET | 1.000 | PC | | | | | | | | | | | | | | | | | | | | | |
| | | | | | RS1002A1 | 6750W 230V D230 6 TURNS HEATING ELEMENT | 1.000 | PC | | | | | | | | | | | | | | | | | | | | | |
| SL1045A0 | S57 BLACK SILICONE - 80ml CARTRIDGE | 1.000 | PC | | | | | | | | | | | | | | | | | | | | | | | | | | |
| VI1220A1 | 4,2x12 TCB SELF-TAPPIN G SCREW | 5.000 | PC | | | | | | | | | | | | | | | | | | | | | | | | | | |
| | | | | | | | | | | | | | | | | | | | | | | | | | | | | | |
| | | | | | | | | | | | | | | | | | | | | | | | | | | | | | |
| | | | | | | | | | | | | | | | | | | | | | | | | | | | | | |
| 0H7030A | THERMOSTAT BULB INLET COVER |  | K0H7030A | THERMOSTAT BULB INLET COVER KIT | <table border="1"> <thead> <tr> <th>Code</th> <th>Description</th> <th>Qty</th> <th>UOM</th> </tr> </thead> <tbody> <tr> <td>0H7030A0</td> <td>THERMOSTAT BULB INLET COVER</td> <td>1.000</td> <td>PC</td> </tr> </tbody> </table> | Code | Description | Qty | UOM | 0H7030A0 | THERMOSTAT BULB INLET COVER | 1.000 | PC | | | | | | | | | | | | | | | | |
| | | | | | Code | Description | Qty | UOM | | | | | | | | | | | | | | | | | | | | | |
| 0H7030A0 | THERMOSTAT BULB INLET COVER | 1.000 | PC | | | | | | | | | | | | | | | | | | | | | | | | | | |
| | | | | | | | | | | | | | | | | | | | | | | | | | | | | | |
| GN1531A | THERMOSTAT BULB INLET SEALING |  | KTR1136A | 318°C -0/+24 SAFETY THERMOSTAT KIT | <table border="1"> <thead> <tr> <th>Code</th> <th>Description</th> <th>Qty</th> <th>UOM</th> </tr> </thead> <tbody> <tr> <td>0H7030A0</td> <td>THERMOSTAT BULB INLET COVER</td> <td>1.000</td> <td>PC</td> </tr> <tr> <td>GN1531A0</td> <td>THERMOSTAT BULB INLET SEALING</td> <td>1.000</td> <td>PC</td> </tr> <tr> <td>SL1045A0</td> <td>S57 BLACK SILICONE - 80ml CARTRIDGE</td> <td>1.000</td> <td>PC</td> </tr> <tr> <td>TR1136A0</td> <td>318°C -0/+24 1 POLE SAFETY THERMOSTAT</td> <td>1.000</td> <td>PC</td> </tr> <tr> <td>VI1220A1</td> <td>4,2x12 TCB SELF-TAPPIN G SCREW</td> <td>3.000</td> <td>PC</td> </tr> </tbody> </table> | Code | Description | Qty | UOM | 0H7030A0 | THERMOSTAT BULB INLET COVER | 1.000 | PC | GN1531A0 | THERMOSTAT BULB INLET SEALING | 1.000 | PC | SL1045A0 | S57 BLACK SILICONE - 80ml CARTRIDGE | 1.000 | PC | TR1136A0 | 318°C -0/+24 1 POLE SAFETY THERMOSTAT | 1.000 | PC | VI1220A1 | 4,2x12 TCB SELF-TAPPIN G SCREW | 3.000 | PC |
| | | | | | Code | Description | Qty | UOM | | | | | | | | | | | | | | | | | | | | | |
| | | | | | 0H7030A0 | THERMOSTAT BULB INLET COVER | 1.000 | PC | | | | | | | | | | | | | | | | | | | | | |
| | | | | | GN1531A0 | THERMOSTAT BULB INLET SEALING | 1.000 | PC | | | | | | | | | | | | | | | | | | | | | |
| | | | | | SL1045A0 | S57 BLACK SILICONE - 80ml CARTRIDGE | 1.000 | PC | | | | | | | | | | | | | | | | | | | | | |
| TR1136A0 | 318°C -0/+24 1 POLE SAFETY THERMOSTAT | 1.000 | PC | | | | | | | | | | | | | | | | | | | | | | | | | | |
| VI1220A1 | 4,2x12 TCB SELF-TAPPIN G SCREW | 3.000 | PC | | | | | | | | | | | | | | | | | | | | | | | | | | |
| | | | | | | | | | | | | | | | | | | | | | | | | | | | | | |
| | | | | | | | | | | | | | | | | | | | | | | | | | | | | | |
| | | | | | | | | | | | | | | | | | | | | | | | | | | | | | |
| | | | | | | | | | | | | | | | | | | | | | | | | | | | | | |
| GN1672A | BREAKING ELEMENT GASKET |  | KGN1672A | 71x19 HEATING ELEMENT GASKET 5 PCS KIT | <table border="1"> <thead> <tr> <th>Code</th> <th>Description</th> <th>Qty</th> <th>UOM</th> </tr> </thead> <tbody> <tr> <td>GN1672A1</td> <td>BREAKING ELEMENT GASKET</td> <td>5.000</td> <td>PC</td> </tr> </tbody> </table> | Code | Description | Qty | UOM | GN1672A1 | BREAKING ELEMENT GASKET | 5.000 | PC | | | | | | | | | | | | | | | | |
| | | | | | Code | Description | Qty | UOM | | | | | | | | | | | | | | | | | | | | | |
| GN1672A1 | BREAKING ELEMENT GASKET | 5.000 | PC | | | | | | | | | | | | | | | | | | | | | | | | | | |
| | | | | | | | | | | | | | | | | | | | | | | | | | | | | | |






| COMPONENT | | | SPARE PART | | | | | | | | | | | | | | | | | | | | | | |
|-----------|--|---|------------|---|--|------|-------------|-----|-----|----------|---|-------|----|----------|-------------------------------------|-------|----|----------|--|-------|----|----------|--------------------------------------|-------|----|
| Code | Description | Image | Code | Description | Kit components | | | | | | | | | | | | | | | | | | | | |
| RS1274B | 1 TURN 100W 60V FLAT ELEMENT |  | KRS1036A | MM GAS 100W MOTOR BRAKING ELEMENT KIT | <table border="1"> <thead> <tr> <th>Code</th> <th>Description</th> <th>Qty</th> <th>UOM</th> </tr> </thead> <tbody> <tr> <td>GN1672A1</td> <td>BREAKING ELEMENT GASKET</td> <td>1.000</td> <td>PC</td> </tr> <tr> <td>RS1036A0</td> <td></td> <td>1.000</td> <td>PC</td> </tr> <tr> <td>SL1045A0</td> <td>S57 BLACK SILICONE - 80ml CARTRIDGE</td> <td>1.000</td> <td>PC</td> </tr> <tr> <td>VI1220A1</td> <td>4,2x12 TCB SELF-TAPPIN G SCREW</td> <td>2.000</td> <td>PC</td> </tr> </tbody> </table> | Code | Description | Qty | UOM | GN1672A1 | BREAKING ELEMENT GASKET | 1.000 | PC | RS1036A0 | | 1.000 | PC | SL1045A0 | S57 BLACK SILICONE - 80ml CARTRIDGE | 1.000 | PC | VI1220A1 | 4,2x12 TCB SELF-TAPPIN G SCREW | 2.000 | PC |
| Code | Description | Qty | UOM | | | | | | | | | | | | | | | | | | | | | | |
| GN1672A1 | BREAKING ELEMENT GASKET | 1.000 | PC | | | | | | | | | | | | | | | | | | | | | | |
| RS1036A0 | | 1.000 | PC | | | | | | | | | | | | | | | | | | | | | | |
| SL1045A0 | S57 BLACK SILICONE - 80ml CARTRIDGE | 1.000 | PC | | | | | | | | | | | | | | | | | | | | | | |
| VI1220A1 | 4,2x12 TCB SELF-TAPPIN G SCREW | 2.000 | PC | | | | | | | | | | | | | | | | | | | | | | |
| 0H4305A | ST. STEEL MOTOR SHAFT SEALING DIS |  | K0H4305A | SEALING DISC FOR MOTOR SHAFT KIT | <table border="1"> <thead> <tr> <th>Code</th> <th>Description</th> <th>Qty</th> <th>UOM</th> </tr> </thead> <tbody> <tr> <td>0H4305A1</td> <td>ST. STEEL MOTOR SHAFT SEALING DISC</td> <td>1.000</td> <td>PC</td> </tr> <tr> <td>GN1140A3</td> <td>MOLDED MOTOR HOLDER GASKET</td> <td>1.000</td> <td>PC</td> </tr> <tr> <td>SL1045A0</td> <td>S57 BLACK SILICONE - 80ml CARTRIDGE</td> <td>1.000</td> <td>PC</td> </tr> <tr> <td>VI1220A1</td> <td>4,2x12 TCB SELF-TAPPIN G SCREW</td> <td>3.000</td> <td>PC</td> </tr> </tbody> </table> | Code | Description | Qty | UOM | 0H4305A1 | ST. STEEL MOTOR SHAFT SEALING DISC | 1.000 | PC | GN1140A3 | MOLDED MOTOR HOLDER GASKET | 1.000 | PC | SL1045A0 | S57 BLACK SILICONE - 80ml CARTRIDGE | 1.000 | PC | VI1220A1 | 4,2x12 TCB SELF-TAPPIN G SCREW | 3.000 | PC |
| Code | Description | Qty | UOM | | | | | | | | | | | | | | | | | | | | | | |
| 0H4305A1 | ST. STEEL MOTOR SHAFT SEALING DISC | 1.000 | PC | | | | | | | | | | | | | | | | | | | | | | |
| GN1140A3 | MOLDED MOTOR HOLDER GASKET | 1.000 | PC | | | | | | | | | | | | | | | | | | | | | | |
| SL1045A0 | S57 BLACK SILICONE - 80ml CARTRIDGE | 1.000 | PC | | | | | | | | | | | | | | | | | | | | | | |
| VI1220A1 | 4,2x12 TCB SELF-TAPPIN G SCREW | 3.000 | PC | | | | | | | | | | | | | | | | | | | | | | |
| 0H7170A | MM MOTOR GLASS WOOL PLATE |  | 0H7170A0 | MM MOTOR GLASS WOOL PLATE | | | | | | | | | | | | | | | | | | | | | |
| GN1140A | MOLDED MOTOR HOLDER GASKET |  | KG1140A | 5 PCS. MOTOR HOLDER GASKET KI | <table border="1"> <thead> <tr> <th>Code</th> <th>Description</th> <th>Qty</th> <th>UOM</th> </tr> </thead> <tbody> <tr> <td>GN1140A3</td> <td>MOLDED MOTOR HOLDER GASKET</td> <td>5.000</td> <td>PC</td> </tr> </tbody> </table> | Code | Description | Qty | UOM | GN1140A3 | MOLDED MOTOR HOLDER GASKET | 5.000 | PC | | | | | | | | | | | | |
| Code | Description | Qty | UOM | | | | | | | | | | | | | | | | | | | | | | |
| GN1140A3 | MOLDED MOTOR HOLDER GASKET | 5.000 | PC | | | | | | | | | | | | | | | | | | | | | | |

| COMPONENT | | | SPARE PART | | | | | | | | | | | | | | | | | | | | | | | | | | | | | | | | | | | | | | | |
|-----------|---|--|------------|---|---|------|-------------|------------------------|-------|----------|---|---|-------|----------|-------------------------------------|-------------------------------------|-------|----------|--|--------------------|-------|----------|---|-------------------------------|-------|----------|-----------------------------------|------------------------|-------|----------|---------------------------|--|-------|----|----------|----------------------------|-------|----|----------|-----------------------|-------|----|
| Code | Description | Image | Code | Description | Kit components | | | | | | | | | | | | | | | | | | | | | | | | | | | | | | | | | | | | | |
| MT1012A | 330W 230V MOTOR |  | KVN1130A | LUX ≤08.2017/L.MISS/S.5/ 5E MOTOR KIT | <table border="1"> <thead> <tr> <th>Code</th> <th>Description</th> <th>Qty</th> <th>UOM</th> </tr> </thead> <tbody> <tr> <td>0H4305A1</td> <td>ST. STEEL MOTOR SHAFT SEALING DISC</td> <td>1.000</td> <td>PC</td> </tr> <tr> <td>GN1140A3</td> <td>MOLDED MOTOR HOLDER GASKET</td> <td>1.000</td> <td>PC</td> </tr> <tr> <td>VI1034A0</td> <td>STAINLESS STEEL WASHER 8.4x16x1</td> <td>1.000</td> <td>PC</td> </tr> <tr> <td>VI1256A0</td> <td>M8 DIN 980M ST. STEEL SELF LOCKING NUT</td> <td>1.000</td> <td>PC</td> </tr> <tr> <td>VM2196A0</td> <td>MOTOR NUT FASTENING BUSHING</td> <td>1.000</td> <td>PC</td> </tr> <tr> <td>VN1130A1</td> <td>330W 230V 50/60HZ MOTO</td> <td>1.000</td> <td>PC</td> </tr> </tbody> </table> | Code | Description | Qty | UOM | 0H4305A1 | ST. STEEL MOTOR SHAFT SEALING DISC | 1.000 | PC | GN1140A3 | MOLDED MOTOR HOLDER GASKET | 1.000 | PC | VI1034A0 | STAINLESS STEEL WASHER 8.4x16x1 | 1.000 | PC | VI1256A0 | M8 DIN 980M ST. STEEL SELF LOCKING NUT | 1.000 | PC | VM2196A0 | MOTOR NUT FASTENING BUSHING | 1.000 | PC | VN1130A1 | 330W 230V 50/60HZ MOTO | 1.000 | PC | | | | | | | | | |
| | | | Code | Description | Qty | UOM | | | | | | | | | | | | | | | | | | | | | | | | | | | | | | | | | | | | |
| 0H4305A1 | ST. STEEL MOTOR SHAFT SEALING DISC | 1.000 | PC | | | | | | | | | | | | | | | | | | | | | | | | | | | | | | | | | | | | | | | |
| GN1140A3 | MOLDED MOTOR HOLDER GASKET | 1.000 | PC | | | | | | | | | | | | | | | | | | | | | | | | | | | | | | | | | | | | | | | |
| VI1034A0 | STAINLESS STEEL WASHER 8.4x16x1 | 1.000 | PC | | | | | | | | | | | | | | | | | | | | | | | | | | | | | | | | | | | | | | | |
| VI1256A0 | M8 DIN 980M ST. STEEL SELF LOCKING NUT | 1.000 | PC | | | | | | | | | | | | | | | | | | | | | | | | | | | | | | | | | | | | | | | |
| VM2196A0 | MOTOR NUT FASTENING BUSHING | 1.000 | PC | | | | | | | | | | | | | | | | | | | | | | | | | | | | | | | | | | | | | | | |
| VN1130A1 | 330W 230V 50/60HZ MOTO | 1.000 | PC | | | | | | | | | | | | | | | | | | | | | | | | | | | | | | | | | | | | | | | |
| KMT1012A | LUX >08.2017 / MIND.MAPS 330W MOTOR KIT | <table border="1"> <thead> <tr> <th>Code</th> <th>Description</th> <th>Qty</th> <th>UOM</th> </tr> </thead> <tbody> <tr> <td>0H2842A0</td> <td>MT1012 CENTERING JI</td> <td>1.000</td> <td>PC</td> </tr> <tr> <td>0H4305A1</td> <td>ST. STEEL MOTOR SHAFT SEALING DISC</td> <td>1.000</td> <td>PC</td> </tr> <tr> <td>GN1140A3</td> <td>MOLDED MOTOR HOLDER GASKET</td> <td>1.000</td> <td>PC</td> </tr> <tr> <td>MT1012A0</td> <td>330W 230V MOTOR</td> <td>1.000</td> <td>PC</td> </tr> <tr> <td>VE1550A0</td> <td>5X3 MM NEODYMIUM MAGNET</td> <td>1.000</td> <td>PC</td> </tr> <tr> <td>VI1077A1</td> <td>SCREW M6x12 TE INOX</td> <td>1.000</td> <td>PC</td> </tr> <tr> <td>VI1521A0</td> <td>STAINLESS STEEL WASHER D=6 6592</td> <td>1.000</td> <td>PC</td> </tr> <tr> <td>VI1966A0</td> <td>M4X14 FLATHEAD SCREW</td> <td>1.000</td> <td>PC</td> </tr> <tr> <td>VM1635A0</td> <td>MAGNET HOLDING DIS</td> <td>1.000</td> <td>PC</td> </tr> </tbody> </table> | Code | Description | Qty | UOM | 0H2842A0 | MT1012 CENTERING JI | 1.000 | PC | 0H4305A1 | ST. STEEL MOTOR SHAFT SEALING DISC | 1.000 | PC | GN1140A3 | MOLDED MOTOR HOLDER GASKET | 1.000 | PC | MT1012A0 | 330W 230V MOTOR | 1.000 | PC | VE1550A0 | 5X3 MM NEODYMIUM MAGNET | 1.000 | PC | VI1077A1 | SCREW M6x12 TE INOX | 1.000 | PC | VI1521A0 | STAINLESS STEEL WASHER D=6 6592 | 1.000 | PC | VI1966A0 | M4X14 FLATHEAD SCREW | 1.000 | PC | VM1635A0 | MAGNET HOLDING DIS | 1.000 | PC |
| Code | Description | Qty | UOM | | | | | | | | | | | | | | | | | | | | | | | | | | | | | | | | | | | | | | | |
| 0H2842A0 | MT1012 CENTERING JI | 1.000 | PC | | | | | | | | | | | | | | | | | | | | | | | | | | | | | | | | | | | | | | | |
| 0H4305A1 | ST. STEEL MOTOR SHAFT SEALING DISC | 1.000 | PC | | | | | | | | | | | | | | | | | | | | | | | | | | | | | | | | | | | | | | | |
| GN1140A3 | MOLDED MOTOR HOLDER GASKET | 1.000 | PC | | | | | | | | | | | | | | | | | | | | | | | | | | | | | | | | | | | | | | | |
| MT1012A0 | 330W 230V MOTOR | 1.000 | PC | | | | | | | | | | | | | | | | | | | | | | | | | | | | | | | | | | | | | | | |
| VE1550A0 | 5X3 MM NEODYMIUM MAGNET | 1.000 | PC | | | | | | | | | | | | | | | | | | | | | | | | | | | | | | | | | | | | | | | |
| VI1077A1 | SCREW M6x12 TE INOX | 1.000 | PC | | | | | | | | | | | | | | | | | | | | | | | | | | | | | | | | | | | | | | | |
| VI1521A0 | STAINLESS STEEL WASHER D=6 6592 | 1.000 | PC | | | | | | | | | | | | | | | | | | | | | | | | | | | | | | | | | | | | | | | |
| VI1966A0 | M4X14 FLATHEAD SCREW | 1.000 | PC | | | | | | | | | | | | | | | | | | | | | | | | | | | | | | | | | | | | | | | |
| VM1635A0 | MAGNET HOLDING DIS | 1.000 | PC | | | | | | | | | | | | | | | | | | | | | | | | | | | | | | | | | | | | | | | |


| COMPONENT | | | SPARE PART | | | | | | | | | | | | | | | | | | | | | | | | | | | | | | | | | |
|--|---------------------------------------|---|------------|---|---|--------------------------------------|-------------|-----|----------|----------|------------------------------------|-------|----------|----------|---------------------------------------|-------|----------|----------|-------------------------------------|-------|----------|-----------------------|-------|----|----------|---------------------------------|-------|----|----------|------------------------------------|-------|----|----------|------------------------------------|-------|----|
| Code | Description | Image | Code | Description | Kit components | | | | | | | | | | | | | | | | | | | | | | | | | | | | | | | |
| VN1170B | D195 H80 8 BLADES FAN+RING |  | KVN1184A | D195 H80 8 CONCAVE BLADES FAN KIT | <table border="1"> <thead> <tr> <th>Code</th> <th>Description</th> <th>Qty</th> <th>UOM</th> </tr> </thead> <tbody> <tr> <td>V1122A0</td> <td>A4 316 M6X12 SCREW</td> <td>1.000</td> <td>PC</td> </tr> <tr> <td>V1123A0</td> <td>A4 ST. STEEL FLAT WASHER FOR M6</td> <td>1.000</td> <td>PC</td> </tr> <tr> <td>VN1184A0</td> <td>D195 H80 8 CONCAVE BLADES FAN</td> <td>1.000</td> <td>PC</td> </tr> </tbody> </table> | Code | Description | Qty | UOM | V1122A0 | A4 316 M6X12 SCREW | 1.000 | PC | V1123A0 | A4 ST. STEEL FLAT WASHER FOR M6 | 1.000 | PC | VN1184A0 | D195 H80 8 CONCAVE BLADES FAN | 1.000 | PC | | | | | | | | | | | | | | | |
| | | | | | Code | Description | Qty | UOM | | | | | | | | | | | | | | | | | | | | | | | | | | | | |
| V1122A0 | A4 316 M6X12 SCREW | 1.000 | PC | | | | | | | | | | | | | | | | | | | | | | | | | | | | | | | | | |
| V1123A0 | A4 ST. STEEL FLAT WASHER FOR M6 | 1.000 | PC | | | | | | | | | | | | | | | | | | | | | | | | | | | | | | | | | |
| VN1184A0 | D195 H80 8 CONCAVE BLADES FAN | 1.000 | PC | | | | | | | | | | | | | | | | | | | | | | | | | | | | | | | | | |
| <table border="1"> <thead> <tr> <th>Code</th> <th>Description</th> <th>Qty</th> <th>UOM</th> </tr> </thead> <tbody> <tr> <td>0G1728A1</td> <td>XAVC-10EU-E COMPLETE FAN GUARD</td> <td>1.000</td> <td>PC</td> </tr> <tr> <td>TB4424A0</td> <td>TB4424A0</td> <td>1.000</td> <td>PC</td> </tr> <tr> <td>TB4428A0</td> <td>TB4428A0</td> <td>1.000</td> <td>PC</td> </tr> <tr> <td>TB4431A0</td> <td>TB4431A0</td> <td>1.000</td> <td>PC</td> </tr> <tr> <td>V11220A1</td> <td>4,2x12 TCB G SCREW</td> <td>7.000</td> <td>PC</td> </tr> <tr> <td>VM2332A2</td> <td>STEAM WATER PIPES BUSHING</td> <td>1.000</td> <td>PC</td> </tr> <tr> <td>VP1378A0</td> <td>PEEK UPPER WATER DISTRIBUTOR</td> <td>2.000</td> <td>PC</td> </tr> <tr> <td>VP1379A0</td> <td>PEEK LOWER WATER DISTRIBUTOR</td> <td>2.000</td> <td>PC</td> </tr> </tbody> </table> | Code | Description | Qty | UOM | 0G1728A1 | XAVC-10EU-E COMPLETE FAN GUARD | 1.000 | PC | TB4424A0 | TB4424A0 | 1.000 | PC | TB4428A0 | TB4428A0 | 1.000 | PC | TB4431A0 | TB4431A0 | 1.000 | PC | V11220A1 | 4,2x12 TCB G SCREW | 7.000 | PC | VM2332A2 | STEAM WATER PIPES BUSHING | 1.000 | PC | VP1378A0 | PEEK UPPER WATER DISTRIBUTOR | 2.000 | PC | VP1379A0 | PEEK LOWER WATER DISTRIBUTOR | 2.000 | PC |
| Code | Description | Qty | UOM | | | | | | | | | | | | | | | | | | | | | | | | | | | | | | | | | |
| 0G1728A1 | XAVC-10EU-E COMPLETE FAN GUARD | 1.000 | PC | | | | | | | | | | | | | | | | | | | | | | | | | | | | | | | | | |
| TB4424A0 | TB4424A0 | 1.000 | PC | | | | | | | | | | | | | | | | | | | | | | | | | | | | | | | | | |
| TB4428A0 | TB4428A0 | 1.000 | PC | | | | | | | | | | | | | | | | | | | | | | | | | | | | | | | | | |
| TB4431A0 | TB4431A0 | 1.000 | PC | | | | | | | | | | | | | | | | | | | | | | | | | | | | | | | | | |
| V11220A1 | 4,2x12 TCB G SCREW | 7.000 | PC | | | | | | | | | | | | | | | | | | | | | | | | | | | | | | | | | |
| VM2332A2 | STEAM WATER PIPES BUSHING | 1.000 | PC | | | | | | | | | | | | | | | | | | | | | | | | | | | | | | | | | |
| VP1378A0 | PEEK UPPER WATER DISTRIBUTOR | 2.000 | PC | | | | | | | | | | | | | | | | | | | | | | | | | | | | | | | | | |
| VP1379A0 | PEEK LOWER WATER DISTRIBUTOR | 2.000 | PC | | | | | | | | | | | | | | | | | | | | | | | | | | | | | | | | | |
| 0G1728A | XEBC-10EU-E FAN GUARD WITH FINS |  | K0G1728A | XEBC-10EU-E COMPLETE FAN GUARD KIT | | | | | | | | | | | | | | | | | | | | | | | | | | | | | | | | |
| VP1378A | PEEK UPPER WATER DISTRIBUTOR |  | KVP1378A | STEAM PIPE UPPER+LOWER DISTRIBUTORS KIT | <table border="1"> <thead> <tr> <th>Code</th> <th>Description</th> <th>Qty</th> <th>UOM</th> </tr> </thead> <tbody> <tr> <td>VP1378A0</td> <td>PEEK UPPER WATER DISTRIBUTOR</td> <td>1.000</td> <td>PC</td> </tr> <tr> <td>VP1379A0</td> <td>PEEK LOWER WATER DISTRIBUTOR</td> <td>1.000</td> <td>PC</td> </tr> </tbody> </table> | Code | Description | Qty | UOM | VP1378A0 | PEEK UPPER WATER DISTRIBUTOR | 1.000 | PC | VP1379A0 | PEEK LOWER WATER DISTRIBUTOR | 1.000 | PC | | | | | | | | | | | | | | | | | | | |
| Code | Description | Qty | UOM | | | | | | | | | | | | | | | | | | | | | | | | | | | | | | | | | |
| VP1378A0 | PEEK UPPER WATER DISTRIBUTOR | 1.000 | PC | | | | | | | | | | | | | | | | | | | | | | | | | | | | | | | | | |
| VP1379A0 | PEEK LOWER WATER DISTRIBUTOR | 1.000 | PC | | | | | | | | | | | | | | | | | | | | | | | | | | | | | | | | | |
| VP1379A | PEEK LOWER WATER DISTRIBUTOR |  | KVP1378A | STEAM PIPE UPPER+LOWER DISTRIBUTORS KIT | <table border="1"> <thead> <tr> <th>Code</th> <th>Description</th> <th>Qty</th> <th>UOM</th> </tr> </thead> <tbody> <tr> <td>VP1378A0</td> <td>PEEK UPPER WATER DISTRIBUTOR</td> <td>1.000</td> <td>PC</td> </tr> <tr> <td>VP1379A0</td> <td>PEEK LOWER WATER DISTRIBUTOR</td> <td>1.000</td> <td>PC</td> </tr> </tbody> </table> | Code | Description | Qty | UOM | VP1378A0 | PEEK UPPER WATER DISTRIBUTOR | 1.000 | PC | VP1379A0 | PEEK LOWER WATER DISTRIBUTOR | 1.000 | PC | | | | | | | | | | | | | | | | | | | |
| Code | Description | Qty | UOM | | | | | | | | | | | | | | | | | | | | | | | | | | | | | | | | | |
| VP1378A0 | PEEK UPPER WATER DISTRIBUTOR | 1.000 | PC | | | | | | | | | | | | | | | | | | | | | | | | | | | | | | | | | |
| VP1379A0 | PEEK LOWER WATER DISTRIBUTOR | 1.000 | PC | | | | | | | | | | | | | | | | | | | | | | | | | | | | | | | | | |




| COMPONENT | | | SPARE PART | | | | | | | | | | | | | | |
|-----------|------------------------------|-------|------------|---|---|------|-------------|-----|-----|----------|------------------------------|-------|----|----------|------------------------------|-------|----|
| Code | Description | Image | Code | Description | Kit components | | | | | | | | | | | | |
| TB4424A | TB4424A0 | | TB4424A0 | TB4424A0 | | | | | | | | | | | | | |
| VM2332A | STEAM WATER PIPES BUSHING | | KVM2332A | WATER PIPE BUSHING KIT VM2332A0 | <table border="1"> <thead> <tr> <th>Code</th> <th>Description</th> <th>Qty</th> <th>UOM</th> </tr> </thead> <tbody> <tr> <td>VM2332A2</td> <td>STEAM WATER PIPES BUSHING</td> <td>1.000</td> <td>PC</td> </tr> </tbody> </table> | Code | Description | Qty | UOM | VM2332A2 | STEAM WATER PIPES BUSHING | 1.000 | PC | | | | |
| Code | Description | Qty | UOM | | | | | | | | | | | | | | |
| VM2332A2 | STEAM WATER PIPES BUSHING | 1.000 | PC | | | | | | | | | | | | | | |
| VP1378A | PEEK UPPER WATER DISTRIBUTOR | | KVP1378A | STEAM PIPE UPPER+LOWER DISTRIBUTORS KIT | <table border="1"> <thead> <tr> <th>Code</th> <th>Description</th> <th>Qty</th> <th>UOM</th> </tr> </thead> <tbody> <tr> <td>VP1378A0</td> <td>PEEK UPPER WATER DISTRIBUTOR</td> <td>1.000</td> <td>PC</td> </tr> <tr> <td>VP1379A0</td> <td>PEEK LOWER WATER DISTRIBUTOR</td> <td>1.000</td> <td>PC</td> </tr> </tbody> </table> | Code | Description | Qty | UOM | VP1378A0 | PEEK UPPER WATER DISTRIBUTOR | 1.000 | PC | VP1379A0 | PEEK LOWER WATER DISTRIBUTOR | 1.000 | PC |
| Code | Description | Qty | UOM | | | | | | | | | | | | | | |
| VP1378A0 | PEEK UPPER WATER DISTRIBUTOR | 1.000 | PC | | | | | | | | | | | | | | |
| VP1379A0 | PEEK LOWER WATER DISTRIBUTOR | 1.000 | PC | | | | | | | | | | | | | | |
| VP1379A | PEEK LOWER WATER DISTRIBUTOR | | KVP1378A | STEAM PIPE UPPER+LOWER DISTRIBUTORS KIT | <table border="1"> <thead> <tr> <th>Code</th> <th>Description</th> <th>Qty</th> <th>UOM</th> </tr> </thead> <tbody> <tr> <td>VP1378A0</td> <td>PEEK UPPER WATER DISTRIBUTOR</td> <td>1.000</td> <td>PC</td> </tr> <tr> <td>VP1379A0</td> <td>PEEK LOWER WATER DISTRIBUTOR</td> <td>1.000</td> <td>PC</td> </tr> </tbody> </table> | Code | Description | Qty | UOM | VP1378A0 | PEEK UPPER WATER DISTRIBUTOR | 1.000 | PC | VP1379A0 | PEEK LOWER WATER DISTRIBUTOR | 1.000 | PC |
| Code | Description | Qty | UOM | | | | | | | | | | | | | | |
| VP1378A0 | PEEK UPPER WATER DISTRIBUTOR | 1.000 | PC | | | | | | | | | | | | | | |
| VP1379A0 | PEEK LOWER WATER DISTRIBUTOR | 1.000 | PC | | | | | | | | | | | | | | |
| TB4428A | TB4428A0 | | TB4428A0 | TB4428A0 | | | | | | | | | | | | | |



| COMPONENT | | | SPARE PART | | | | | | | | | | | | | | | | | | | | | | | | | | |
|-----------|---|---|------------------------|---|--|---|--|------------------|-------------|----------|------------------|------------------------|------------------|----------|------------------------|----------|------------------------|----------|-------------------------------|----------|-------------------------------------|-------|----|----------|--|-------|----|----------|--------------------------|
| Code | Description | Image | Code | Description | Kit components | | | | | | | | | | | | | | | | | | | | | | | | |
| TB4431A | TB4431A0 |  | TB4431A0 | TB4431A0 | | | | | | | | | | | | | | | | | | | | | | | | | |
| ASM1844B | Venturi |  | ASM1844B0 | Venturi | | | | | | | | | | | | | | | | | | | | | | | | | |
| GN1544A | AIR INLET GASKET |  | KTB3128A | XECC-1013-E VENTURI COLLECTOR PIPE KI | <table border="1"> <thead> <tr> <th>Code</th> <th>Description</th> <th>Qty</th> <th>UOM</th> </tr> </thead> <tbody> <tr> <td>GN1544A0</td> <td>AIR INLET GASKET</td> <td>1.000</td> <td>PC</td> </tr> <tr> <td>GN1584A0</td> <td>CORNER FITTING D30-D16</td> <td>1.000</td> <td>PC</td> </tr> <tr> <td>TB3128A0</td> <td>XECC-10 VENTURI AIR EXIT PIPE</td> <td>1.000</td> <td>PC</td> </tr> </tbody> </table> | Code | Description | Qty | UOM | GN1544A0 | AIR INLET GASKET | 1.000 | PC | GN1584A0 | CORNER FITTING D30-D16 | 1.000 | PC | TB3128A0 | XECC-10 VENTURI AIR EXIT PIPE | 1.000 | PC | | | | | | | | |
| | | | | | Code | Description | Qty | UOM | | | | | | | | | | | | | | | | | | | | | |
| | | | | | GN1544A0 | AIR INLET GASKET | 1.000 | PC | | | | | | | | | | | | | | | | | | | | | |
| | | | | | GN1584A0 | CORNER FITTING D30-D16 | 1.000 | PC | | | | | | | | | | | | | | | | | | | | | |
| | | | | | TB3128A0 | XECC-10 VENTURI AIR EXIT PIPE | 1.000 | PC | | | | | | | | | | | | | | | | | | | | | |
| | | | | | KTB3074B | XEVC-0711-G VENTURI COLLECTOR PIPE KI | <table border="1"> <thead> <tr> <th>Code</th> <th>Description</th> <th>Qty</th> <th>UOM</th> </tr> </thead> <tbody> <tr> <td>GN1544A0</td> <td>AIR INLET GASKET</td> <td>1.000</td> <td>PC</td> </tr> <tr> <td>GN1584A0</td> <td>CORNER FITTING D30-D16</td> <td>1.000</td> <td>PC</td> </tr> <tr> <td>RC1042A0</td> <td>DOUBLE WIRE SPRING CLAMP D21.5-22.6</td> <td>1.000</td> <td>PC</td> </tr> <tr> <td>TB3074B0</td> <td>XEVC-07EU-G VENTURI COLLECTOR PIPE D30</td> <td>1.000</td> <td>PC</td> </tr> <tr> <td>VM1794A0</td> <td>250x4.8 PA66 BLACK CLAMP</td> <td>1.000</td> <td>PC</td> </tr> </tbody> </table> | Code | Description | Qty | UOM | GN1544A0 | AIR INLET GASKET | 1.000 | PC | GN1584A0 | CORNER FITTING D30-D16 | 1.000 | PC | RC1042A0 | DOUBLE WIRE SPRING CLAMP D21.5-22.6 | 1.000 | PC | TB3074B0 | XEVC-07EU-G VENTURI COLLECTOR PIPE D30 | 1.000 | PC | VM1794A0 | 250x4.8 PA66 BLACK CLAMP |
| | | | Code | Description | | | Qty | UOM | | | | | | | | | | | | | | | | | | | | | |
| | | | GN1544A0 | AIR INLET GASKET | | | 1.000 | PC | | | | | | | | | | | | | | | | | | | | | |
| | | | GN1584A0 | CORNER FITTING D30-D16 | | | 1.000 | PC | | | | | | | | | | | | | | | | | | | | | |
| | | | RC1042A0 | DOUBLE WIRE SPRING CLAMP D21.5-22.6 | | | 1.000 | PC | | | | | | | | | | | | | | | | | | | | | |
| | | | TB3074B0 | XEVC-07EU-G VENTURI COLLECTOR PIPE D30 | | | 1.000 | PC | | | | | | | | | | | | | | | | | | | | | |
| | | | VM1794A0 | 250x4.8 PA66 BLACK CLAMP | 1.000 | PC | | | | | | | | | | | | | | | | | | | | | | | |
| KTB3068B | 10FS/EU/2-G VENTURI COLLECTOR PIPE KI | <table border="1"> <thead> <tr> <th>Code</th> <th>Description</th> <th>Qty</th> <th>UOM</th> </tr> </thead> <tbody> <tr> <td>GN1544A0</td> <td>AIR INLET GASKET</td> <td>2.000</td> <td>PC</td> </tr> <tr> <td>GN1584A0</td> <td>CORNER FITTING D30-D16</td> <td>1.000</td> <td>PC</td> </tr> </tbody> </table> | Code | Description | Qty | UOM | GN1544A0 | AIR INLET GASKET | 2.000 | PC | GN1584A0 | CORNER FITTING D30-D16 | 1.000 | PC | | | | | | | | | | | | | | | |
| | | Code | Description | Qty | UOM | | | | | | | | | | | | | | | | | | | | | | | | |
| | | GN1544A0 | AIR INLET GASKET | 2.000 | PC | | | | | | | | | | | | | | | | | | | | | | | | |
| | | GN1584A0 | CORNER FITTING D30-D16 | 1.000 | PC | | | | | | | | | | | | | | | | | | | | | | | | |




| COMPONENT | | | SPARE PART | | | | | | | | | | | | | | | | | | | | | | | | | | |
|-----------|---|---|--|--|---|--|-------------|---------------------------|-------|----------|--|--|-------|----------|---------------------------|--|-------|----------|--|--------------------------|-------|----------|-----------------------------------|-------|----|----------|--------------------------|-------|----|
| Code | Description | Image | Code | Description | Kit components | | | | | | | | | | | | | | | | | | | | | | | | |
| GN1544A | AIR INLET GASKET |  | KTB3068B | 10FS/EU/2-G VENTURI COLLECTOR PIPE KI | <table border="1"> <thead> <tr> <th>Code</th> <th>Description</th> <th>Qty</th> <th>UOM</th> </tr> </thead> <tbody> <tr> <td>RC1042A0</td> <td>DOUBLE WIRE SPRING CLAMP D21.5-22.6</td> <td>1.000</td> <td>PC</td> </tr> </tbody> </table> | Code | Description | Qty | UOM | RC1042A0 | DOUBLE WIRE SPRING CLAMP D21.5-22.6 | 1.000 | PC | | | | | | | | | | | | | | | | |
| | | | | | Code | Description | Qty | UOM | | | | | | | | | | | | | | | | | | | | | |
| | | | | | RC1042A0 | DOUBLE WIRE SPRING CLAMP D21.5-22.6 | 1.000 | PC | | | | | | | | | | | | | | | | | | | | | |
| | | | <table border="1"> <tbody> <tr> <td>TB3068B0</td> <td>XEBC-10 VENTURI AIR COLLECTOR PIPE D30</td> <td>1.000</td> <td>PC</td> </tr> </tbody> </table> | TB3068B0 | XEBC-10 VENTURI AIR COLLECTOR PIPE D30 | 1.000 | PC | | | | | | | | | | | | | | | | | | | | | | |
| | | | TB3068B0 | XEBC-10 VENTURI AIR COLLECTOR PIPE D30 | 1.000 | PC | | | | | | | | | | | | | | | | | | | | | | | |
| | | | <table border="1"> <tbody> <tr> <td>VM1794A0</td> <td>250x4.8 PA66 BLACK CLAMP</td> <td>1.000</td> <td>PC</td> </tr> </tbody> </table> | VM1794A0 | 250x4.8 PA66 BLACK CLAMP | 1.000 | PC | | | | | | | | | | | | | | | | | | | | | | |
| | | | VM1794A0 | 250x4.8 PA66 BLACK CLAMP | 1.000 | PC | | | | | | | | | | | | | | | | | | | | | | | |
| | | | KTB3019A | 20XX/16XX UPPER VENTURI COLLECT PIPE KIT | <table border="1"> <thead> <tr> <th>Code</th> <th>Description</th> <th>Qty</th> <th>UOM</th> </tr> </thead> <tbody> <tr> <td>GN1544A0</td> <td>AIR INLET GASKET</td> <td>1.000</td> <td>PC</td> </tr> <tr> <td>GN1584A0</td> <td>CORNER FITTING D30-D16</td> <td>1.000</td> <td>PC</td> </tr> <tr> <td>RC1042A0</td> <td>DOUBLE WIRE SPRING CLAMP D21.5-22.6</td> <td>1.000</td> <td>PC</td> </tr> <tr> <td>TB3019A1</td> <td>XEVC-2011 UPPER AIR INLET PIPE D3</td> <td>1.000</td> <td>PC</td> </tr> <tr> <td>VM1794A0</td> <td>250x4.8 PA66 BLACK CLAMP</td> <td>1.000</td> <td>PC</td> </tr> </tbody> </table> | Code | Description | Qty | UOM | GN1544A0 | AIR INLET GASKET | 1.000 | PC | GN1584A0 | CORNER FITTING D30-D16 | 1.000 | PC | RC1042A0 | DOUBLE WIRE SPRING CLAMP D21.5-22.6 | 1.000 | PC | TB3019A1 | XEVC-2011 UPPER AIR INLET PIPE D3 | 1.000 | PC | VM1794A0 | 250x4.8 PA66 BLACK CLAMP | 1.000 | PC |
| | | | | | Code | Description | Qty | UOM | | | | | | | | | | | | | | | | | | | | | |
| | | | | | GN1544A0 | AIR INLET GASKET | 1.000 | PC | | | | | | | | | | | | | | | | | | | | | |
| | | | | | GN1584A0 | CORNER FITTING D30-D16 | 1.000 | PC | | | | | | | | | | | | | | | | | | | | | |
| | | | | | RC1042A0 | DOUBLE WIRE SPRING CLAMP D21.5-22.6 | 1.000 | PC | | | | | | | | | | | | | | | | | | | | | |
| TB3019A1 | XEVC-2011 UPPER AIR INLET PIPE D3 | 1.000 | | | PC | | | | | | | | | | | | | | | | | | | | | | | | |
| VM1794A0 | 250x4.8 PA66 BLACK CLAMP | 1.000 | PC | | | | | | | | | | | | | | | | | | | | | | | | | | |
| KTB2979C | XEBC-10XX-E VENTURI COLLECTOR PIPE KI | <table border="1"> <tbody> <tr> <td>GN1544A0</td> <td>AIR INLET GASKET</td> <td>2.000</td> <td>PC</td> </tr> <tr> <td>GN1584A0</td> <td>CORNER FITTING D30-D16</td> <td>1.000</td> <td>PC</td> </tr> <tr> <td>RC1042A0</td> <td>DOUBLE WIRE SPRING CLAMP D21.5-22.6</td> <td>1.000</td> <td>PC</td> </tr> <tr> <td>TB2979C0</td> <td>XEBC-10 VENTURI AIR COLLECTOR PIPE D30</td> <td>1.000</td> <td>PC</td> </tr> <tr> <td>VM1794A0</td> <td>250x4.8 PA66 BLACK CLAMP</td> <td>1.000</td> <td>PC</td> </tr> </tbody> </table> | GN1544A0 | AIR INLET GASKET | 2.000 | PC | GN1584A0 | CORNER FITTING D30-D16 | 1.000 | PC | RC1042A0 | DOUBLE WIRE SPRING CLAMP D21.5-22.6 | 1.000 | PC | TB2979C0 | XEBC-10 VENTURI AIR COLLECTOR PIPE D30 | 1.000 | PC | VM1794A0 | 250x4.8 PA66 BLACK CLAMP | 1.000 | PC | | | | | | | |
| | | GN1544A0 | AIR INLET GASKET | 2.000 | PC | | | | | | | | | | | | | | | | | | | | | | | | |
| | | GN1584A0 | CORNER FITTING D30-D16 | 1.000 | PC | | | | | | | | | | | | | | | | | | | | | | | | |
| | | RC1042A0 | DOUBLE WIRE SPRING CLAMP D21.5-22.6 | 1.000 | PC | | | | | | | | | | | | | | | | | | | | | | | | |
| | | TB2979C0 | XEBC-10 VENTURI AIR COLLECTOR PIPE D30 | 1.000 | PC | | | | | | | | | | | | | | | | | | | | | | | | |
| VM1794A0 | 250x4.8 PA66 BLACK CLAMP | 1.000 | PC | | | | | | | | | | | | | | | | | | | | | | | | | | |
| KTB2978B | XEBC-06 VENTURI COLLECTOR PIPE KI | <table border="1"> <tbody> <tr> <td>GN1544A0</td> <td>AIR INLET GASKET</td> <td>1.000</td> <td>PC</td> </tr> <tr> <td>GN1584A0</td> <td>CORNER FITTING D30-D16</td> <td>1.000</td> <td>PC</td> </tr> <tr> <td>RC1042A0</td> <td>DOUBLE WIRE SPRING CLAMP D21.5-22.6</td> <td>1.000</td> <td>PC</td> </tr> </tbody> </table> | GN1544A0 | AIR INLET GASKET | 1.000 | PC | GN1584A0 | CORNER FITTING D30-D16 | 1.000 | PC | RC1042A0 | DOUBLE WIRE SPRING CLAMP D21.5-22.6 | 1.000 | PC | | | | | | | | | | | | | | | |
| | | GN1544A0 | AIR INLET GASKET | 1.000 | PC | | | | | | | | | | | | | | | | | | | | | | | | |
| | | GN1584A0 | CORNER FITTING D30-D16 | 1.000 | PC | | | | | | | | | | | | | | | | | | | | | | | | |
| | | RC1042A0 | DOUBLE WIRE SPRING CLAMP D21.5-22.6 | 1.000 | PC | | | | | | | | | | | | | | | | | | | | | | | | |




| COMPONENT | | | SPARE PART | | | | | | | | | | | | | | | | | | |
|-----------|---|--|--------------------------|---|--|--|-------------|--------------------------|-------|----------|--|--------------------------|-------|----------|--------------------------|-------------------------------------|-------|----------|-------------------------------------|-------|----|
| Code | Description | Image | Code | Description | Kit components | | | | | | | | | | | | | | | | |
| GN1544A | AIR INLET GASKET |  | KTB2978B | XEBC-06 VENTURI COLLECTOR PIPE KI | <table border="1"> <thead> <tr> <th>Code</th> <th>Description</th> <th>Qty</th> <th>UOM</th> </tr> </thead> <tbody> <tr> <td>TB2978B0</td> <td>XEBC-06 VENTURI AIR COLLECTOR PIPE D30</td> <td>1.000</td> <td>PC</td> </tr> <tr> <td>VM1794A0</td> <td>250x4.8 PA66 BLACK CLAMP</td> <td>1.000</td> <td>PC</td> </tr> </tbody> </table> | Code | Description | Qty | UOM | TB2978B0 | XEBC-06 VENTURI AIR COLLECTOR PIPE D30 | 1.000 | PC | VM1794A0 | 250x4.8 PA66 BLACK CLAMP | 1.000 | PC | | | | |
| | | | | | Code | Description | Qty | UOM | | | | | | | | | | | | | |
| | | | | | TB2978B0 | XEBC-06 VENTURI AIR COLLECTOR PIPE D30 | 1.000 | PC | | | | | | | | | | | | | |
| | | | | | VM1794A0 | 250x4.8 PA66 BLACK CLAMP | 1.000 | PC | | | | | | | | | | | | | |
| | | | KTB2959B | XEVC-1011-E VENTURI COLLECTOR PIPE KI | <table border="1"> <thead> <tr> <th>Code</th> <th>Description</th> <th>Qty</th> <th>UOM</th> </tr> </thead> <tbody> <tr> <td>GN1544A0</td> <td>AIR INLET GASKET</td> <td>2.000</td> <td>PC</td> </tr> <tr> <td>GN1584A0</td> <td>CORNER FITTING D30-D16</td> <td>1.000</td> <td>PC</td> </tr> <tr> <td>RC1042A0</td> <td>DOUBLE WIRE SPRING CLAMP D21.5-22.6</td> <td>1.000</td> <td>PC</td> </tr> </tbody> </table> | Code | Description | Qty | UOM | GN1544A0 | AIR INLET GASKET | 2.000 | PC | GN1584A0 | CORNER FITTING D30-D16 | 1.000 | PC | RC1042A0 | DOUBLE WIRE SPRING CLAMP D21.5-22.6 | 1.000 | PC |
| | | | | | Code | Description | Qty | UOM | | | | | | | | | | | | | |
| | | | | | GN1544A0 | AIR INLET GASKET | 2.000 | PC | | | | | | | | | | | | | |
| | | | | | GN1584A0 | CORNER FITTING D30-D16 | 1.000 | PC | | | | | | | | | | | | | |
| | | | RC1042A0 | DOUBLE WIRE SPRING CLAMP D21.5-22.6 | 1.000 | PC | | | | | | | | | | | | | | | |
| | | | KTB2958B | XEVC-0711-E VENTURI COLLECTOR PIPE KI | <table border="1"> <thead> <tr> <th>Code</th> <th>Description</th> <th>Qty</th> <th>UOM</th> </tr> </thead> <tbody> <tr> <td>TB2959B0</td> <td>XEVC-1011-E VENTURI PIPE</td> <td>1.000</td> <td>PC</td> </tr> <tr> <td>VM1794A0</td> <td>250x4.8 PA66 BLACK CLAMP</td> <td>1.000</td> <td>PC</td> </tr> </tbody> </table> | Code | Description | Qty | UOM | TB2959B0 | XEVC-1011-E VENTURI PIPE | 1.000 | PC | VM1794A0 | 250x4.8 PA66 BLACK CLAMP | 1.000 | PC | | | | |
| | | | | | Code | Description | Qty | UOM | | | | | | | | | | | | | |
| | | | TB2959B0 | XEVC-1011-E VENTURI PIPE | 1.000 | PC | | | | | | | | | | | | | | | |
| VM1794A0 | 250x4.8 PA66 BLACK CLAMP | 1.000 | PC | | | | | | | | | | | | | | | | | | |
| KTB2957B | 0511/04EU-E VENTURI COLLECTOR PIPE KI | <table border="1"> <thead> <tr> <th>Code</th> <th>Description</th> <th>Qty</th> <th>UOM</th> </tr> </thead> <tbody> <tr> <td>GN1544A0</td> <td>AIR INLET GASKET</td> <td>1.000</td> <td>PC</td> </tr> <tr> <td>GN1584A0</td> <td>CORNER FITTING D30-D16</td> <td>1.000</td> <td>PC</td> </tr> <tr> <td>RC1042A0</td> <td>DOUBLE WIRE SPRING CLAMP D21.5-22.6</td> <td>1.000</td> <td>PC</td> </tr> </tbody> </table> | Code | Description | Qty | UOM | GN1544A0 | AIR INLET GASKET | 1.000 | PC | GN1584A0 | CORNER FITTING D30-D16 | 1.000 | PC | RC1042A0 | DOUBLE WIRE SPRING CLAMP D21.5-22.6 | 1.000 | PC | | | |
| | | Code | Description | Qty | UOM | | | | | | | | | | | | | | | | |
| | | GN1544A0 | AIR INLET GASKET | 1.000 | PC | | | | | | | | | | | | | | | | |
| | | GN1584A0 | CORNER FITTING D30-D16 | 1.000 | PC | | | | | | | | | | | | | | | | |
| RC1042A0 | DOUBLE WIRE SPRING CLAMP D21.5-22.6 | 1.000 | PC | | | | | | | | | | | | | | | | | | |
| KTB2957B | 0511/04EU-E VENTURI COLLECTOR PIPE KI | <table border="1"> <thead> <tr> <th>Code</th> <th>Description</th> <th>Qty</th> <th>UOM</th> </tr> </thead> <tbody> <tr> <td>TB2957B0</td> <td>XEVC-0511-E VENTURI PIPE</td> <td>1.000</td> <td>PC</td> </tr> <tr> <td>VM1794A0</td> <td>250x4.8 PA66 BLACK CLAMP</td> <td>1.000</td> <td>PC</td> </tr> </tbody> </table> | Code | Description | Qty | UOM | TB2957B0 | XEVC-0511-E VENTURI PIPE | 1.000 | PC | VM1794A0 | 250x4.8 PA66 BLACK CLAMP | 1.000 | PC | | | | | | | |
| | | Code | Description | Qty | UOM | | | | | | | | | | | | | | | | |
| | | TB2957B0 | XEVC-0511-E VENTURI PIPE | 1.000 | PC | | | | | | | | | | | | | | | | |
| | | VM1794A0 | 250x4.8 PA66 BLACK CLAMP | 1.000 | PC | | | | | | | | | | | | | | | | |

| COMPONENT | | | SPARE PART | | | | | | | | | | | | | | | | | | | | | | | | | | |
|-----------|---|---|------------------|--|---|------------------------|-------------|------------------|-------|----------|------------------------|------------------------|-------|----------|-------------------------------------|-------------------------------------|-------|----------|-------------------------------------|---------------------------------|-------|----------|-----------------------------|-------|----|----------|--------------------------|-------|----|
| Code | Description | Image | Code | Description | Kit components | | | | | | | | | | | | | | | | | | | | | | | | |
| GN1544A | AIR INLET GASKET |  | KTB2956A | 'EVC-0311-E VENTURI COLLECTOR PIPE KI | <table border="1"> <thead> <tr> <th>Code</th> <th>Description</th> <th>Qty</th> <th>UOM</th> </tr> </thead> <tbody> <tr> <td>GN1544A0</td> <td>AIR INLET GASKET</td> <td>1.000</td> <td>PC</td> </tr> <tr> <td>RC1042A0</td> <td>DOUBLE WIRE SPRING CLAMP D21.5-22.6</td> <td>1.000</td> <td>PC</td> </tr> <tr> <td>TB2956A0</td> <td>XEVC-0311-E VENTURI PIPE</td> <td>1.000</td> <td>PC</td> </tr> </tbody> </table> | Code | Description | Qty | UOM | GN1544A0 | AIR INLET GASKET | 1.000 | PC | RC1042A0 | DOUBLE WIRE SPRING CLAMP D21.5-22.6 | 1.000 | PC | TB2956A0 | XEVC-0311-E VENTURI PIPE | 1.000 | PC | | | | | | | | |
| | | | | | Code | Description | Qty | UOM | | | | | | | | | | | | | | | | | | | | | |
| | | | | | GN1544A0 | AIR INLET GASKET | 1.000 | PC | | | | | | | | | | | | | | | | | | | | | |
| | | | RC1042A0 | DOUBLE WIRE SPRING CLAMP D21.5-22.6 | 1.000 | PC | | | | | | | | | | | | | | | | | | | | | | | |
| | | | TB2956A0 | XEVC-0311-E VENTURI PIPE | 1.000 | PC | | | | | | | | | | | | | | | | | | | | | | | |
| | | | KTB2944A | 20XX/16XX LOWER VENTURI COLLECT PIPE KIT | <table border="1"> <thead> <tr> <th>Code</th> <th>Description</th> <th>Qty</th> <th>UOM</th> </tr> </thead> <tbody> <tr> <td>GN1544A0</td> <td>AIR INLET GASKET</td> <td>2.000</td> <td>PC</td> </tr> <tr> <td>GN1584A0</td> <td>CORNER FITTING D30-D16</td> <td>1.000</td> <td>PC</td> </tr> <tr> <td>RC1042A0</td> <td>DOUBLE WIRE SPRING CLAMP D21.5-22.6</td> <td>1.000</td> <td>PC</td> </tr> <tr> <td>TB2944A1</td> <td>XEVC-2011 AIR INLET PIPE D3</td> <td>1.000</td> <td>PC</td> </tr> <tr> <td>VM1794A0</td> <td>250x4.8 PA66 BLACK CLAMP</td> <td>1.000</td> <td>PC</td> </tr> </tbody> </table> | Code | Description | Qty | UOM | GN1544A0 | AIR INLET GASKET | 2.000 | PC | GN1584A0 | CORNER FITTING D30-D16 | 1.000 | PC | RC1042A0 | DOUBLE WIRE SPRING CLAMP D21.5-22.6 | 1.000 | PC | TB2944A1 | XEVC-2011 AIR INLET PIPE D3 | 1.000 | PC | VM1794A0 | 250x4.8 PA66 BLACK CLAMP | 1.000 | PC |
| | | | | | Code | Description | Qty | UOM | | | | | | | | | | | | | | | | | | | | | |
| | | | | | GN1544A0 | AIR INLET GASKET | 2.000 | PC | | | | | | | | | | | | | | | | | | | | | |
| | | | | | GN1584A0 | CORNER FITTING D30-D16 | 1.000 | PC | | | | | | | | | | | | | | | | | | | | | |
| | | | RC1042A0 | DOUBLE WIRE SPRING CLAMP D21.5-22.6 | 1.000 | PC | | | | | | | | | | | | | | | | | | | | | | | |
| TB2944A1 | XEVC-2011 AIR INLET PIPE D3 | 1.000 | PC | | | | | | | | | | | | | | | | | | | | | | | | | | |
| VM1794A0 | 250x4.8 PA66 BLACK CLAMP | 1.000 | PC | | | | | | | | | | | | | | | | | | | | | | | | | | |
| KTB1323A | XECC-05XX-E VENTURI COLLECTOR PIPE KI | <table border="1"> <thead> <tr> <th>Code</th> <th>Description</th> <th>Qty</th> <th>UOM</th> </tr> </thead> <tbody> <tr> <td>GN1544A0</td> <td>AIR INLET GASKET</td> <td>1.000</td> <td>PC</td> </tr> <tr> <td>GN1584A0</td> <td>CORNER FITTING D30-D16</td> <td>1.000</td> <td>PC</td> </tr> <tr> <td>RC1042A0</td> <td>DOUBLE WIRE SPRING CLAMP D21.5-22.6</td> <td>1.000</td> <td>PC</td> </tr> <tr> <td>TB1323A1</td> <td>XECC-05xx VENTURI AIR EXIT PIPE</td> <td>1.000</td> <td>PC</td> </tr> </tbody> </table> | Code | Description | Qty | UOM | GN1544A0 | AIR INLET GASKET | 1.000 | PC | GN1584A0 | CORNER FITTING D30-D16 | 1.000 | PC | RC1042A0 | DOUBLE WIRE SPRING CLAMP D21.5-22.6 | 1.000 | PC | TB1323A1 | XECC-05xx VENTURI AIR EXIT PIPE | 1.000 | PC | | | | | | | |
| | | Code | Description | Qty | UOM | | | | | | | | | | | | | | | | | | | | | | | | |
| | | GN1544A0 | AIR INLET GASKET | 1.000 | PC | | | | | | | | | | | | | | | | | | | | | | | | |
| GN1584A0 | CORNER FITTING D30-D16 | 1.000 | PC | | | | | | | | | | | | | | | | | | | | | | | | | | |
| RC1042A0 | DOUBLE WIRE SPRING CLAMP D21.5-22.6 | 1.000 | PC | | | | | | | | | | | | | | | | | | | | | | | | | | |
| TB1323A1 | XECC-05xx VENTURI AIR EXIT PIPE | 1.000 | PC | | | | | | | | | | | | | | | | | | | | | | | | | | |
| KG1544A | 5 PCS AIR INLET GASKET KIT | <table border="1"> <thead> <tr> <th>Code</th> <th>Description</th> <th>Qty</th> <th>UOM</th> </tr> </thead> <tbody> <tr> <td>GN1544A0</td> <td>AIR INLET GASKET</td> <td>5.000</td> <td>PC</td> </tr> </tbody> </table> | Code | Description | Qty | UOM | GN1544A0 | AIR INLET GASKET | 5.000 | PC | | | | | | | | | | | | | | | | | | | |
| Code | Description | Qty | UOM | | | | | | | | | | | | | | | | | | | | | | | | | | |
| GN1544A0 | AIR INLET GASKET | 5.000 | PC | | | | | | | | | | | | | | | | | | | | | | | | | | |
| GN1584A | CORNER FITTING D30-D16 |  | KG1584A | D30-D16 CORNER FITTING KIT | <table border="1"> <thead> <tr> <th>Code</th> <th>Description</th> <th>Qty</th> <th>UOM</th> </tr> </thead> <tbody> <tr> <td>GN1584A0</td> <td>CORNER FITTING D30-D16</td> <td>1.000</td> <td>PC</td> </tr> </tbody> </table> | Code | Description | Qty | UOM | GN1584A0 | CORNER FITTING D30-D16 | 1.000 | PC | | | | | | | | | | | | | | | | |
| | | | | | Code | Description | Qty | UOM | | | | | | | | | | | | | | | | | | | | | |
| GN1584A0 | CORNER FITTING D30-D16 | 1.000 | PC | | | | | | | | | | | | | | | | | | | | | | | | | | |
| | | | | | | | | | | | | | | | | | | | | | | | | | | | | | |




| COMPONENT | | | SPARE PART | | | | | | | | | | | | | | | | | | | | | | | | | | |
|-----------|---|---|------------------------------|---|--|------------------------------|-------------|---------------------|-------|----------|---------------------|------------------------------|-------|----------|------------------------------|--|-------|----------|--|---|-------|----------|---|-----------------------------|-------|----------|-----------------------------|-------|----|
| Code | Description | Image | Code | Description | Kit components | | | | | | | | | | | | | | | | | | | | | | | | |
| RC1042A | DOUBLE WIRE SPRING CLAMP D21.5-22.6 |  | KTB3074B | XEVC-0711-G VENTURI COLLECTOR PIPE KI | <table border="1"> <thead> <tr> <th>Code</th> <th>Description</th> <th>Qty</th> <th>UOM</th> </tr> </thead> <tbody> <tr> <td>GN1544A0</td> <td>AIR INLET GASKET</td> <td>1.000</td> <td>PC</td> </tr> <tr> <td>GN1584A0</td> <td>CORNER FITTING D30-D16</td> <td>1.000</td> <td>PC</td> </tr> <tr> <td>RC1042A0</td> <td>DOUBLE WIRE SPRING CLAMP D21.5-22.6</td> <td>1.000</td> <td>PC</td> </tr> <tr> <td>TB3074B0</td> <td>XEVC-07EU-G VENTURI COLLECTOR PIPE D30</td> <td>1.000</td> <td>PC</td> </tr> <tr> <td>VM1794A0</td> <td>250x4.8 PA66 BLACK CLAMP</td> <td>1.000</td> <td>PC</td> </tr> </tbody> </table> | Code | Description | Qty | UOM | GN1544A0 | AIR INLET GASKET | 1.000 | PC | GN1584A0 | CORNER FITTING D30-D16 | 1.000 | PC | RC1042A0 | DOUBLE WIRE SPRING CLAMP D21.5-22.6 | 1.000 | PC | TB3074B0 | XEVC-07EU-G VENTURI COLLECTOR PIPE D30 | 1.000 | PC | VM1794A0 | 250x4.8 PA66 BLACK CLAMP | 1.000 | PC |
| | | | | | Code | Description | Qty | UOM | | | | | | | | | | | | | | | | | | | | | |
| | | | | | GN1544A0 | AIR INLET GASKET | 1.000 | PC | | | | | | | | | | | | | | | | | | | | | |
| | | | | | GN1584A0 | CORNER FITTING D30-D16 | 1.000 | PC | | | | | | | | | | | | | | | | | | | | | |
| | | | RC1042A0 | DOUBLE WIRE SPRING CLAMP D21.5-22.6 | 1.000 | PC | | | | | | | | | | | | | | | | | | | | | | | |
| | | | TB3074B0 | XEVC-07EU-G VENTURI COLLECTOR PIPE D30 | 1.000 | PC | | | | | | | | | | | | | | | | | | | | | | | |
| | | | VM1794A0 | 250x4.8 PA66 BLACK CLAMP | 1.000 | PC | | | | | | | | | | | | | | | | | | | | | | | |
| | | | KTB3068B | 10FS/EU/2-G VENTURI COLLECTOR PIPE KI | <table border="1"> <thead> <tr> <th>Code</th> <th>Description</th> <th>Qty</th> <th>UOM</th> </tr> </thead> <tbody> <tr> <td>GN1544A0</td> <td>AIR INLET GASKET</td> <td>2.000</td> <td>PC</td> </tr> <tr> <td>GN1584A0</td> <td>CORNER FITTING D30-D16</td> <td>1.000</td> <td>PC</td> </tr> <tr> <td>RC1042A0</td> <td>DOUBLE WIRE SPRING CLAMP D21.5-22.6</td> <td>1.000</td> <td>PC</td> </tr> <tr> <td>TB3068B0</td> <td>XEBC-10 VENTURI AIR COLLECTOR PIPE D30</td> <td>1.000</td> <td>PC</td> </tr> <tr> <td>VM1794A0</td> <td>250x4.8 PA66 BLACK CLAMP</td> <td>1.000</td> <td>PC</td> </tr> </tbody> </table> | Code | Description | Qty | UOM | GN1544A0 | AIR INLET GASKET | 2.000 | PC | GN1584A0 | CORNER FITTING D30-D16 | 1.000 | PC | RC1042A0 | DOUBLE WIRE SPRING CLAMP D21.5-22.6 | 1.000 | PC | TB3068B0 | XEBC-10 VENTURI AIR COLLECTOR PIPE D30 | 1.000 | PC | VM1794A0 | 250x4.8 PA66 BLACK CLAMP | 1.000 | PC |
| | | | | | Code | Description | Qty | UOM | | | | | | | | | | | | | | | | | | | | | |
| | | | | | GN1544A0 | AIR INLET GASKET | 2.000 | PC | | | | | | | | | | | | | | | | | | | | | |
| | | | | | GN1584A0 | CORNER FITTING D30-D16 | 1.000 | PC | | | | | | | | | | | | | | | | | | | | | |
| | | | RC1042A0 | DOUBLE WIRE SPRING CLAMP D21.5-22.6 | 1.000 | PC | | | | | | | | | | | | | | | | | | | | | | | |
| TB3068B0 | XEBC-10 VENTURI AIR COLLECTOR PIPE D30 | 1.000 | PC | | | | | | | | | | | | | | | | | | | | | | | | | | |
| VM1794A0 | 250x4.8 PA66 BLACK CLAMP | 1.000 | PC | | | | | | | | | | | | | | | | | | | | | | | | | | |
| KTB3019A | 20XX/16XX UPPER VENTURI COLLECT PIPE KIT | <table border="1"> <thead> <tr> <th>Code</th> <th>Description</th> <th>Qty</th> <th>UOM</th> </tr> </thead> <tbody> <tr> <td>GN1544A0</td> <td>AIR INLET GASKET</td> <td>1.000</td> <td>PC</td> </tr> <tr> <td>GN1584A0</td> <td>CORNER FITTING D30-D16</td> <td>1.000</td> <td>PC</td> </tr> <tr> <td>RC1042A0</td> <td>DOUBLE WIRE SPRING CLAMP D21.5-22.6</td> <td>1.000</td> <td>PC</td> </tr> <tr> <td>TB3019A1</td> <td>XEVC-2011 UPPER AIR INLET PIPE D3</td> <td>1.000</td> <td>PC</td> </tr> <tr> <td>VM1794A0</td> <td>250x4.8 PA66 BLACK CLAMP</td> <td>1.000</td> <td>PC</td> </tr> </tbody> </table> | Code | Description | Qty | UOM | GN1544A0 | AIR INLET GASKET | 1.000 | PC | GN1584A0 | CORNER FITTING D30-D16 | 1.000 | PC | RC1042A0 | DOUBLE WIRE SPRING CLAMP D21.5-22.6 | 1.000 | PC | TB3019A1 | XEVC-2011 UPPER AIR INLET PIPE D3 | 1.000 | PC | VM1794A0 | 250x4.8 PA66 BLACK CLAMP | 1.000 | PC | | | |
| | | Code | Description | Qty | UOM | | | | | | | | | | | | | | | | | | | | | | | | |
| | | GN1544A0 | AIR INLET GASKET | 1.000 | PC | | | | | | | | | | | | | | | | | | | | | | | | |
| | | GN1584A0 | CORNER FITTING D30-D16 | 1.000 | PC | | | | | | | | | | | | | | | | | | | | | | | | |
| RC1042A0 | DOUBLE WIRE SPRING CLAMP D21.5-22.6 | 1.000 | PC | | | | | | | | | | | | | | | | | | | | | | | | | | |
| TB3019A1 | XEVC-2011 UPPER AIR INLET PIPE D3 | 1.000 | PC | | | | | | | | | | | | | | | | | | | | | | | | | | |
| VM1794A0 | 250x4.8 PA66 BLACK CLAMP | 1.000 | PC | | | | | | | | | | | | | | | | | | | | | | | | | | |
| KTB2979C | XEBC-10XX-E VENTURI COLLECTOR PIPE KI | <table border="1"> <thead> <tr> <th>Code</th> <th>Description</th> <th>Qty</th> <th>UOM</th> </tr> </thead> <tbody> <tr> <td>GN1544A0</td> <td>AIR INLET GASKET</td> <td>2.000</td> <td>PC</td> </tr> </tbody> </table> | Code | Description | Qty | UOM | GN1544A0 | AIR INLET GASKET | 2.000 | PC | | | | | | | | | | | | | | | | | | | |
| | | Code | Description | Qty | UOM | | | | | | | | | | | | | | | | | | | | | | | | |
| GN1544A0 | AIR INLET GASKET | 2.000 | PC | | | | | | | | | | | | | | | | | | | | | | | | | | |



| COMPONENT | | | SPARE PART | | | | | | | | | | | | | | | | | | | | | | | | | | |
|-----------|--|--|------------------------------|---|--|--|-------------|---------------------|-------|----------|------------------------------|------------------------------|-------|----------|--|--|-------|----------|---|-----------------------------|-------|----------|---|-----------------------------|-------|----------|-----------------------------|-------|----|
| Code | Description | Image | Code | Description | Kit components | | | | | | | | | | | | | | | | | | | | | | | | |
| RC1042A | DOUBLE WIRE SPRING CLAMP D21.5-22.6 |  | KTB2979C | XEBC-10XX-E VENTURI COLLECTOR PIPE KI | <table border="1"> <thead> <tr> <th>Code</th> <th>Description</th> <th>Qty</th> <th>UOM</th> </tr> </thead> <tbody> <tr> <td>GN1584A0</td> <td>CORNER FITTING D30-D16</td> <td>1.000</td> <td>PC</td> </tr> <tr> <td>RC1042A0</td> <td>DOUBLE WIRE SPRING CLAMP D21.5-22.6</td> <td>1.000</td> <td>PC</td> </tr> <tr> <td>TB2979C0</td> <td>XEBC-10 VENTURI AIR COLLECTOR PIPE D30</td> <td>1.000</td> <td>PC</td> </tr> <tr> <td>VM1794A0</td> <td>250x4.8 PA66 BLACK CLAMP</td> <td>1.000</td> <td>PC</td> </tr> </tbody> </table> | Code | Description | Qty | UOM | GN1584A0 | CORNER FITTING D30-D16 | 1.000 | PC | RC1042A0 | DOUBLE WIRE SPRING CLAMP D21.5-22.6 | 1.000 | PC | TB2979C0 | XEBC-10 VENTURI AIR COLLECTOR PIPE D30 | 1.000 | PC | VM1794A0 | 250x4.8 PA66 BLACK CLAMP | 1.000 | PC | | | | |
| | | | | | Code | Description | Qty | UOM | | | | | | | | | | | | | | | | | | | | | |
| | | | | | GN1584A0 | CORNER FITTING D30-D16 | 1.000 | PC | | | | | | | | | | | | | | | | | | | | | |
| | | | | | RC1042A0 | DOUBLE WIRE SPRING CLAMP D21.5-22.6 | 1.000 | PC | | | | | | | | | | | | | | | | | | | | | |
| | | | TB2979C0 | XEBC-10 VENTURI AIR COLLECTOR PIPE D30 | 1.000 | PC | | | | | | | | | | | | | | | | | | | | | | | |
| | | | VM1794A0 | 250x4.8 PA66 BLACK CLAMP | 1.000 | PC | | | | | | | | | | | | | | | | | | | | | | | |
| | | | KTB2978B | XEBC-06 VENTURI COLLECTOR PIPE KI | <table border="1"> <thead> <tr> <th>Code</th> <th>Description</th> <th>Qty</th> <th>UOM</th> </tr> </thead> <tbody> <tr> <td>GN1544A0</td> <td>AIR INLET GASKET</td> <td>1.000</td> <td>PC</td> </tr> <tr> <td>GN1584A0</td> <td>CORNER FITTING D30-D16</td> <td>1.000</td> <td>PC</td> </tr> <tr> <td>RC1042A0</td> <td>DOUBLE WIRE SPRING CLAMP D21.5-22.6</td> <td>1.000</td> <td>PC</td> </tr> <tr> <td>TB2978B0</td> <td>XEBC-06 VENTURI AIR COLLECTOR PIPE D30</td> <td>1.000</td> <td>PC</td> </tr> <tr> <td>VM1794A0</td> <td>250x4.8 PA66 BLACK CLAMP</td> <td>1.000</td> <td>PC</td> </tr> </tbody> </table> | Code | Description | Qty | UOM | GN1544A0 | AIR INLET GASKET | 1.000 | PC | GN1584A0 | CORNER FITTING D30-D16 | 1.000 | PC | RC1042A0 | DOUBLE WIRE SPRING CLAMP D21.5-22.6 | 1.000 | PC | TB2978B0 | XEBC-06 VENTURI AIR COLLECTOR PIPE D30 | 1.000 | PC | VM1794A0 | 250x4.8 PA66 BLACK CLAMP | 1.000 | PC |
| | | | | | Code | Description | Qty | UOM | | | | | | | | | | | | | | | | | | | | | |
| | | | | | GN1544A0 | AIR INLET GASKET | 1.000 | PC | | | | | | | | | | | | | | | | | | | | | |
| | | | | | GN1584A0 | CORNER FITTING D30-D16 | 1.000 | PC | | | | | | | | | | | | | | | | | | | | | |
| | | | RC1042A0 | DOUBLE WIRE SPRING CLAMP D21.5-22.6 | 1.000 | PC | | | | | | | | | | | | | | | | | | | | | | | |
| | | | TB2978B0 | XEBC-06 VENTURI AIR COLLECTOR PIPE D30 | 1.000 | PC | | | | | | | | | | | | | | | | | | | | | | | |
| VM1794A0 | 250x4.8 PA66 BLACK CLAMP | 1.000 | PC | | | | | | | | | | | | | | | | | | | | | | | | | | |
| KTB2959B | XEVC-1011-E VENTURI COLLECTOR PIPE KI | <table border="1"> <thead> <tr> <th>Code</th> <th>Description</th> <th>Qty</th> <th>UOM</th> </tr> </thead> <tbody> <tr> <td>GN1544A0</td> <td>AIR INLET GASKET</td> <td>2.000</td> <td>PC</td> </tr> <tr> <td>GN1584A0</td> <td>CORNER FITTING D30-D16</td> <td>1.000</td> <td>PC</td> </tr> <tr> <td>RC1042A0</td> <td>DOUBLE WIRE SPRING CLAMP D21.5-22.6</td> <td>1.000</td> <td>PC</td> </tr> <tr> <td>TB2959B0</td> <td>XEVC-1011-E VENTURI PIPE</td> <td>1.000</td> <td>PC</td> </tr> <tr> <td>VM1794A0</td> <td>250x4.8 PA66 BLACK CLAMP</td> <td>1.000</td> <td>PC</td> </tr> </tbody> </table> | Code | Description | Qty | UOM | GN1544A0 | AIR INLET GASKET | 2.000 | PC | GN1584A0 | CORNER FITTING D30-D16 | 1.000 | PC | RC1042A0 | DOUBLE WIRE SPRING CLAMP D21.5-22.6 | 1.000 | PC | TB2959B0 | XEVC-1011-E VENTURI PIPE | 1.000 | PC | VM1794A0 | 250x4.8 PA66 BLACK CLAMP | 1.000 | PC | | | |
| | | Code | Description | Qty | UOM | | | | | | | | | | | | | | | | | | | | | | | | |
| | | GN1544A0 | AIR INLET GASKET | 2.000 | PC | | | | | | | | | | | | | | | | | | | | | | | | |
| | | GN1584A0 | CORNER FITTING D30-D16 | 1.000 | PC | | | | | | | | | | | | | | | | | | | | | | | | |
| RC1042A0 | DOUBLE WIRE SPRING CLAMP D21.5-22.6 | 1.000 | PC | | | | | | | | | | | | | | | | | | | | | | | | | | |
| TB2959B0 | XEVC-1011-E VENTURI PIPE | 1.000 | PC | | | | | | | | | | | | | | | | | | | | | | | | | | |
| VM1794A0 | 250x4.8 PA66 BLACK CLAMP | 1.000 | PC | | | | | | | | | | | | | | | | | | | | | | | | | | |
| KTB2958B | XEVC-0711-E VENTURI COLLECTOR PIPE KI | <table border="1"> <thead> <tr> <th>Code</th> <th>Description</th> <th>Qty</th> <th>UOM</th> </tr> </thead> <tbody> <tr> <td>GN1544A0</td> <td>AIR INLET GASKET</td> <td>1.000</td> <td>PC</td> </tr> <tr> <td>GN1584A0</td> <td>CORNER FITTING D30-D16</td> <td>1.000</td> <td>PC</td> </tr> </tbody> </table> | Code | Description | Qty | UOM | GN1544A0 | AIR INLET GASKET | 1.000 | PC | GN1584A0 | CORNER FITTING D30-D16 | 1.000 | PC | | | | | | | | | | | | | | | |
| | | Code | Description | Qty | UOM | | | | | | | | | | | | | | | | | | | | | | | | |
| GN1544A0 | AIR INLET GASKET | 1.000 | PC | | | | | | | | | | | | | | | | | | | | | | | | | | |
| GN1584A0 | CORNER FITTING D30-D16 | 1.000 | PC | | | | | | | | | | | | | | | | | | | | | | | | | | |








| COMPONENT | | | SPARE PART | | | | | | | | | | | | | | | | | | | | | | | | |
|-----------|--|---|--|--|--|-------------|-------------|--|---------------------|----------|--|--|------------------------------|----------|-----------------------------|--|--|-------|----------|--------------------------------|-----------------------------|-------|----------|-----------------------------|-----------------------------|-------|----|
| Code | Description | Image | Code | Description | Kit components | | | | | | | | | | | | | | | | | | | | | | |
| RC1042A | DOUBLE WIRE SPRING CLAMP D21.5-22.6 |  | KTB2958B | XEVC-0711-E VENTURI COLLECTOR PIPE KI | <table border="1"> <thead> <tr> <th>Code</th> <th>Description</th> <th>Qty</th> <th>UOM</th> </tr> </thead> <tbody> <tr> <td>RC1042A0</td> <td>DOUBLE WIRE SPRING CLAMP D21.5-22.6</td> <td>1.000</td> <td>PC</td> </tr> <tr> <td>TB2958B0</td> <td>XEVC-0711-E VENTURI PIPE</td> <td>1.000</td> <td>PC</td> </tr> </tbody> </table> | Code | Description | Qty | UOM | RC1042A0 | DOUBLE WIRE SPRING CLAMP D21.5-22.6 | 1.000 | PC | TB2958B0 | XEVC-0711-E VENTURI PIPE | 1.000 | PC | | | | | | | | | | |
| | | | | | Code | Description | Qty | UOM | | | | | | | | | | | | | | | | | | | |
| | | | RC1042A0 | DOUBLE WIRE SPRING CLAMP D21.5-22.6 | 1.000 | PC | | | | | | | | | | | | | | | | | | | | | |
| | | | TB2958B0 | XEVC-0711-E VENTURI PIPE | 1.000 | PC | | | | | | | | | | | | | | | | | | | | | |
| | | | <table border="1"> <thead> <tr> <th>Code</th> <th>Description</th> <th>Qty</th> <th>UOM</th> </tr> </thead> <tbody> <tr> <td>GN1544A0</td> <td>AIR INLET GASKET</td> <td>1.000</td> <td>PC</td> </tr> <tr> <td>GN1584A0</td> <td>CORNER FITTING D30-D16</td> <td>1.000</td> <td>PC</td> </tr> <tr> <td>RC1042A0</td> <td>DOUBLE WIRE SPRING CLAMP D21.5-22.6</td> <td>1.000</td> <td>PC</td> </tr> <tr> <td>TB2957B0</td> <td>XEVC-0511-E VENTURI PIPE</td> <td>1.000</td> <td>PC</td> </tr> <tr> <td>VM1794A0</td> <td>250x4.8 PA66 BLACK CLAMP</td> <td>1.000</td> <td>PC</td> </tr> </tbody> </table> | Code | Description | Qty | UOM | GN1544A0 | AIR INLET GASKET | 1.000 | PC | GN1584A0 | CORNER FITTING D30-D16 | 1.000 | PC | RC1042A0 | DOUBLE WIRE SPRING CLAMP D21.5-22.6 | 1.000 | PC | TB2957B0 | XEVC-0511-E VENTURI PIPE | 1.000 | PC | VM1794A0 | 250x4.8 PA66 BLACK CLAMP | 1.000 | PC |
| | | | Code | Description | Qty | UOM | | | | | | | | | | | | | | | | | | | | | |
| | | | GN1544A0 | AIR INLET GASKET | 1.000 | PC | | | | | | | | | | | | | | | | | | | | | |
| | | | GN1584A0 | CORNER FITTING D30-D16 | 1.000 | PC | | | | | | | | | | | | | | | | | | | | | |
| | | | RC1042A0 | DOUBLE WIRE SPRING CLAMP D21.5-22.6 | 1.000 | PC | | | | | | | | | | | | | | | | | | | | | |
| | | | TB2957B0 | XEVC-0511-E VENTURI PIPE | 1.000 | PC | | | | | | | | | | | | | | | | | | | | | |
| VM1794A0 | 250x4.8 PA66 BLACK CLAMP | 1.000 | PC | | | | | | | | | | | | | | | | | | | | | | | | |
| KTB2957B | 0511/04EU-E VENTURI COLLECTOR PIPE KI | <table border="1"> <thead> <tr> <th>Code</th> <th>Description</th> <th>Qty</th> <th>UOM</th> </tr> </thead> <tbody> <tr> <td>GN1544A0</td> <td>AIR INLET GASKET</td> <td>1.000</td> <td>PC</td> </tr> <tr> <td>GN1584A0</td> <td>CORNER FITTING D30-D16</td> <td>1.000</td> <td>PC</td> </tr> <tr> <td>RC1042A0</td> <td>DOUBLE WIRE SPRING CLAMP D21.5-22.6</td> <td>1.000</td> <td>PC</td> </tr> <tr> <td>TB2957B0</td> <td>XEVC-0511-E VENTURI PIPE</td> <td>1.000</td> <td>PC</td> </tr> <tr> <td>VM1794A0</td> <td>250x4.8 PA66 BLACK CLAMP</td> <td>1.000</td> <td>PC</td> </tr> </tbody> </table> | Code | Description | Qty | UOM | GN1544A0 | AIR INLET GASKET | 1.000 | PC | GN1584A0 | CORNER FITTING D30-D16 | 1.000 | PC | RC1042A0 | DOUBLE WIRE SPRING CLAMP D21.5-22.6 | 1.000 | PC | TB2957B0 | XEVC-0511-E VENTURI PIPE | 1.000 | PC | VM1794A0 | 250x4.8 PA66 BLACK CLAMP | 1.000 | PC | |
| | | Code | Description | Qty | UOM | | | | | | | | | | | | | | | | | | | | | | |
| | | GN1544A0 | AIR INLET GASKET | 1.000 | PC | | | | | | | | | | | | | | | | | | | | | | |
| GN1584A0 | CORNER FITTING D30-D16 | 1.000 | PC | | | | | | | | | | | | | | | | | | | | | | | | |
| RC1042A0 | DOUBLE WIRE SPRING CLAMP D21.5-22.6 | 1.000 | PC | | | | | | | | | | | | | | | | | | | | | | | | |
| TB2957B0 | XEVC-0511-E VENTURI PIPE | 1.000 | PC | | | | | | | | | | | | | | | | | | | | | | | | |
| VM1794A0 | 250x4.8 PA66 BLACK CLAMP | 1.000 | PC | | | | | | | | | | | | | | | | | | | | | | | | |
| KTB2956A | 'EVC-0311-E VENTURI COLLECTOR PIPE KI | <table border="1"> <thead> <tr> <th>Code</th> <th>Description</th> <th>Qty</th> <th>UOM</th> </tr> </thead> <tbody> <tr> <td>GN1544A0</td> <td>AIR INLET GASKET</td> <td>1.000</td> <td>PC</td> </tr> <tr> <td>RC1042A0</td> <td>DOUBLE WIRE SPRING CLAMP D21.5-22.6</td> <td>1.000</td> <td>PC</td> </tr> <tr> <td>TB2956A0</td> <td>XEVC-0311-E VENTURI PIPE</td> <td>1.000</td> <td>PC</td> </tr> </tbody> </table> | Code | Description | Qty | UOM | GN1544A0 | AIR INLET GASKET | 1.000 | PC | RC1042A0 | DOUBLE WIRE SPRING CLAMP D21.5-22.6 | 1.000 | PC | TB2956A0 | XEVC-0311-E VENTURI PIPE | 1.000 | PC | | | | | | | | | |
| | | Code | Description | Qty | UOM | | | | | | | | | | | | | | | | | | | | | | |
| | | GN1544A0 | AIR INLET GASKET | 1.000 | PC | | | | | | | | | | | | | | | | | | | | | | |
| RC1042A0 | DOUBLE WIRE SPRING CLAMP D21.5-22.6 | 1.000 | PC | | | | | | | | | | | | | | | | | | | | | | | | |
| TB2956A0 | XEVC-0311-E VENTURI PIPE | 1.000 | PC | | | | | | | | | | | | | | | | | | | | | | | | |
| KTB2944A | 20XX/16XX LOWER VENTURI COLLECT PIPE KIT | <table border="1"> <thead> <tr> <th>Code</th> <th>Description</th> <th>Qty</th> <th>UOM</th> </tr> </thead> <tbody> <tr> <td>GN1544A0</td> <td>AIR INLET GASKET</td> <td>2.000</td> <td>PC</td> </tr> <tr> <td>GN1584A0</td> <td>CORNER FITTING D30-D16</td> <td>1.000</td> <td>PC</td> </tr> <tr> <td>RC1042A0</td> <td>DOUBLE WIRE SPRING CLAMP D21.5-22.6</td> <td>1.000</td> <td>PC</td> </tr> <tr> <td>TB2944A1</td> <td>XEVC-2011 AIR INLET PIPE D3</td> <td>1.000</td> <td>PC</td> </tr> <tr> <td>VM1794A0</td> <td>250x4.8 PA66 BLACK CLAMP</td> <td>1.000</td> <td>PC</td> </tr> </tbody> </table> | Code | Description | Qty | UOM | GN1544A0 | AIR INLET GASKET | 2.000 | PC | GN1584A0 | CORNER FITTING D30-D16 | 1.000 | PC | RC1042A0 | DOUBLE WIRE SPRING CLAMP D21.5-22.6 | 1.000 | PC | TB2944A1 | XEVC-2011 AIR INLET PIPE D3 | 1.000 | PC | VM1794A0 | 250x4.8 PA66 BLACK CLAMP | 1.000 | PC | |
| | | Code | Description | Qty | UOM | | | | | | | | | | | | | | | | | | | | | | |
| | | GN1544A0 | AIR INLET GASKET | 2.000 | PC | | | | | | | | | | | | | | | | | | | | | | |
| | | GN1584A0 | CORNER FITTING D30-D16 | 1.000 | PC | | | | | | | | | | | | | | | | | | | | | | |
| | | RC1042A0 | DOUBLE WIRE SPRING CLAMP D21.5-22.6 | 1.000 | PC | | | | | | | | | | | | | | | | | | | | | | |
| | | TB2944A1 | XEVC-2011 AIR INLET PIPE D3 | 1.000 | PC | | | | | | | | | | | | | | | | | | | | | | |
| VM1794A0 | 250x4.8 PA66 BLACK CLAMP | 1.000 | PC | | | | | | | | | | | | | | | | | | | | | | | | |
| KRC1042A | 10PCS CLAMP BIFIL SPRING D21.5-22.6 KIT | <table border="1"> <thead> <tr> <th>Code</th> <th>Description</th> <th>Qty</th> <th>UOM</th> </tr> </thead> <tbody> <tr> <td>RC1042A0</td> <td>DOUBLE WIRE SPRING CLAMP D21.5-22.6</td> <td>10.000</td> <td>PC</td> </tr> </tbody> </table> | Code | Description | Qty | UOM | RC1042A0 | DOUBLE WIRE SPRING CLAMP D21.5-22.6 | 10.000 | PC | | | | | | | | | | | | | | | | | |
| | | Code | Description | Qty | UOM | | | | | | | | | | | | | | | | | | | | | | |
| RC1042A0 | DOUBLE WIRE SPRING CLAMP D21.5-22.6 | 10.000 | PC | | | | | | | | | | | | | | | | | | | | | | | | |


| COMPONENT | | | SPARE PART | | | | | | | | | | | | | | | | | | | |
|-----------|--|--|------------|--|--|------|-------------|--|---------|----------|------------|--|-------|----------|--|--------------------------------|-------|----------|----------|-------|-------|----|
| Code | Description | Image | Code | Description | Kit components | | | | | | | | | | | | | | | | | |
| RC1378A | HOSE CLAMP |  | KVM2379A | MM 200V VENTURI ACTUATOR SYSTEM KIT | <table border="1"> <thead> <tr> <th>Code</th> <th>Description</th> <th>Qty</th> <th>UOM</th> </tr> </thead> <tbody> <tr> <td>RC1378A0</td> <td>HOSE CLAMP</td> <td>3.000</td> <td>PC</td> </tr> <tr> <td>TB1520A0</td> <td>Int. Ø=38 TH=4 DRAIN BLACK RUBBER PIPE</td> <td>0.120</td> <td>M</td> </tr> <tr> <td>VM2379A1</td> <td></td> <td>1.000</td> <td>PC</td> </tr> </tbody> </table> | Code | Description | Qty | UOM | RC1378A0 | HOSE CLAMP | 3.000 | PC | TB1520A0 | Int. Ø=38 TH=4 DRAIN BLACK RUBBER PIPE | 0.120 | M | VM2379A1 | | 1.000 | PC | |
| | | | Code | Description | Qty | UOM | | | | | | | | | | | | | | | | |
| | | | RC1378A0 | HOSE CLAMP | 3.000 | PC | | | | | | | | | | | | | | | | |
| | | | TB1520A0 | Int. Ø=38 TH=4 DRAIN BLACK RUBBER PIPE | 0.120 | M | | | | | | | | | | | | | | | | |
| VM2379A1 | | 1.000 | PC | | | | | | | | | | | | | | | | | | | |
| KVM2378A | MM 240V VENTURI ACTUATOR SYSTEM KIT | <table border="1"> <thead> <tr> <th>Code</th> <th>Description</th> <th>Qty</th> <th>UOM</th> </tr> </thead> <tbody> <tr> <td>RC1378A0</td> <td>HOSE CLAMP</td> <td>3.000</td> <td>PC</td> </tr> <tr> <td>TB1520A0</td> <td>Int. Ø=38 TH=4 DRAIN BLACK RUBBER PIPE</td> <td>0.120</td> <td>M</td> </tr> <tr> <td>VM2378A1</td> <td></td> <td>1.000</td> <td>PC</td> </tr> </tbody> </table> | Code | Description | Qty | UOM | RC1378A0 | HOSE CLAMP | 3.000 | PC | TB1520A0 | Int. Ø=38 TH=4 DRAIN BLACK RUBBER PIPE | 0.120 | M | VM2378A1 | | 1.000 | PC | | | | |
| Code | Description | Qty | UOM | | | | | | | | | | | | | | | | | | | |
| RC1378A0 | HOSE CLAMP | 3.000 | PC | | | | | | | | | | | | | | | | | | | |
| TB1520A0 | Int. Ø=38 TH=4 DRAIN BLACK RUBBER PIPE | 0.120 | M | | | | | | | | | | | | | | | | | | | |
| VM2378A1 | | 1.000 | PC | | | | | | | | | | | | | | | | | | | |
| KVM2377A | MM 220 V VENTURI ACTUATOR SYSTEM KIT | <table border="1"> <thead> <tr> <th>Code</th> <th>Description</th> <th>Qty</th> <th>UOM</th> </tr> </thead> <tbody> <tr> <td>RC1378A0</td> <td>HOSE CLAMP</td> <td>3.000</td> <td>PC</td> </tr> <tr> <td>TB1520A0</td> <td>Int. Ø=38 TH=4 DRAIN BLACK RUBBER PIPE</td> <td>0.120</td> <td>M</td> </tr> <tr> <td>VM2377A1</td> <td>220 V 50/60 HZ EUR VENTURI SET</td> <td>1.000</td> <td>PC</td> </tr> </tbody> </table> | Code | Description | Qty | UOM | RC1378A0 | HOSE CLAMP | 3.000 | PC | TB1520A0 | Int. Ø=38 TH=4 DRAIN BLACK RUBBER PIPE | 0.120 | M | VM2377A1 | 220 V 50/60 HZ EUR VENTURI SET | 1.000 | PC | | | | |
| Code | Description | Qty | UOM | | | | | | | | | | | | | | | | | | | |
| RC1378A0 | HOSE CLAMP | 3.000 | PC | | | | | | | | | | | | | | | | | | | |
| TB1520A0 | Int. Ø=38 TH=4 DRAIN BLACK RUBBER PIPE | 0.120 | M | | | | | | | | | | | | | | | | | | | |
| VM2377A1 | 220 V 50/60 HZ EUR VENTURI SET | 1.000 | PC | | | | | | | | | | | | | | | | | | | |
| KVE1140A | S.5/5E JAPAN VERSION VENTURI COIL KIT | <table border="1"> <thead> <tr> <th>Code</th> <th>Description</th> <th>Qty</th> <th>UOM</th> </tr> </thead> <tbody> <tr> <td>RC1378A0</td> <td>HOSE CLAMP</td> <td>2.000</td> <td>PC</td> </tr> <tr> <td>TB1520A0</td> <td>Int. Ø=38 TH=4 DRAIN BLACK RUBBER PIPE</td> <td>0.050</td> <td>M</td> </tr> <tr> <td>VI1220A1</td> <td>4,2x12 TCB SELF-TAPPIN G SCREW</td> <td>1.000</td> <td>PC</td> </tr> <tr> <td>VM2632A0</td> <td></td> <td>1.000</td> <td>PC</td> </tr> </tbody> </table> | Code | Description | Qty | UOM | RC1378A0 | HOSE CLAMP | 2.000 | PC | TB1520A0 | Int. Ø=38 TH=4 DRAIN BLACK RUBBER PIPE | 0.050 | M | VI1220A1 | 4,2x12 TCB SELF-TAPPIN G SCREW | 1.000 | PC | VM2632A0 | | 1.000 | PC |
| Code | Description | Qty | UOM | | | | | | | | | | | | | | | | | | | |
| RC1378A0 | HOSE CLAMP | 2.000 | PC | | | | | | | | | | | | | | | | | | | |
| TB1520A0 | Int. Ø=38 TH=4 DRAIN BLACK RUBBER PIPE | 0.050 | M | | | | | | | | | | | | | | | | | | | |
| VI1220A1 | 4,2x12 TCB SELF-TAPPIN G SCREW | 1.000 | PC | | | | | | | | | | | | | | | | | | | |
| VM2632A0 | | 1.000 | PC | | | | | | | | | | | | | | | | | | | |
| TB1956A | TB1520A-GREY SILICONE PIPE L=0,04M |  | KVE1014A | US VERSION SERIES 5 VENTURI COIL KIT | <table border="1"> <thead> <tr> <th>Code</th> <th>Description</th> <th>Qty</th> <th>UOM</th> </tr> </thead> <tbody> <tr> <td>RC1378A0</td> <td>HOSE CLAMP</td> <td>2.000</td> <td>PC</td> </tr> <tr> <td>TB1520A0</td> <td>Int. Ø=38 TH=4 DRAIN BLACK RUBBER PIPE</td> <td>0.050</td> <td>M</td> </tr> <tr> <td>VM2633A0</td> <td></td> <td>1.000</td> <td>PC</td> </tr> </tbody> </table> | Code | Description | Qty | UOM | RC1378A0 | HOSE CLAMP | 2.000 | PC | TB1520A0 | Int. Ø=38 TH=4 DRAIN BLACK RUBBER PIPE | 0.050 | M | VM2633A0 | | 1.000 | PC | |
| | | | Code | Description | Qty | UOM | | | | | | | | | | | | | | | | |
| | | | RC1378A0 | HOSE CLAMP | 2.000 | PC | | | | | | | | | | | | | | | | |
| TB1520A0 | Int. Ø=38 TH=4 DRAIN BLACK RUBBER PIPE | 0.050 | M | | | | | | | | | | | | | | | | | | | |
| VM2633A0 | | 1.000 | PC | | | | | | | | | | | | | | | | | | | |
| KRC1378A | HOSE CLAMP 10 PCS KIT | <table border="1"> <thead> <tr> <th>Code</th> <th>Description</th> <th>Qty</th> <th>UOM</th> </tr> </thead> <tbody> <tr> <td>RC1378A0</td> <td>HOSE CLAMP</td> <td>10.000</td> <td>PC</td> </tr> </tbody> </table> | Code | Description | Qty | UOM | RC1378A0 | HOSE CLAMP | 10.000 | PC | | | | | | | | | | | | |
| Code | Description | Qty | UOM | | | | | | | | | | | | | | | | | | | |
| RC1378A0 | HOSE CLAMP | 10.000 | PC | | | | | | | | | | | | | | | | | | | |
| KTB1002A | BLACK TUBE KIT EPDM 240MT TB1520A | <table border="1"> <thead> <tr> <th>Code</th> <th>Description</th> <th>Qty</th> <th>UOM</th> </tr> </thead> <tbody> <tr> <td>TB1520A0</td> <td>Int. Ø=38 TH=4 DRAIN BLACK RUBBER PIPE</td> <td>240.000</td> <td>M</td> </tr> </tbody> </table> | Code | Description | Qty | UOM | TB1520A0 | Int. Ø=38 TH=4 DRAIN BLACK RUBBER PIPE | 240.000 | M | | | | | | | | | | | | |
| Code | Description | Qty | UOM | | | | | | | | | | | | | | | | | | | |
| TB1520A0 | Int. Ø=38 TH=4 DRAIN BLACK RUBBER PIPE | 240.000 | M | | | | | | | | | | | | | | | | | | | |
| KTB1001A | BLACK TUBE KIT EPDM 10MT TB1520 | <table border="1"> <thead> <tr> <th>Code</th> <th>Description</th> <th>Qty</th> <th>UOM</th> </tr> </thead> <tbody> <tr> <td>TB1520A0</td> <td>Int. Ø=38 TH=4 DRAIN BLACK RUBBER PIPE</td> <td>10.000</td> <td>M</td> </tr> <tr> <td>VM1794A0</td> <td>250x4,8 PA66 BLACK CLAMP</td> <td>3.000</td> <td>PC</td> </tr> </tbody> </table> | Code | Description | Qty | UOM | TB1520A0 | Int. Ø=38 TH=4 DRAIN BLACK RUBBER PIPE | 10.000 | M | VM1794A0 | 250x4,8 PA66 BLACK CLAMP | 3.000 | PC | | | | | | | | |
| Code | Description | Qty | UOM | | | | | | | | | | | | | | | | | | | |
| TB1520A0 | Int. Ø=38 TH=4 DRAIN BLACK RUBBER PIPE | 10.000 | M | | | | | | | | | | | | | | | | | | | |
| VM1794A0 | 250x4,8 PA66 BLACK CLAMP | 3.000 | PC | | | | | | | | | | | | | | | | | | | |

| COMPONENT | | | SPARE PART | | | | | | | | | | | | | | | | | | | | | | | | | | |
|-----------|---|---|------------|--|--|---|-------------|-----|-----|----------|---|-------|----|----------|--|-------|----|----------|--|-------|----|----------|---|-------|----|----------|-----------------------------|-------|----|
| Code | Description | Image | Code | Description | Kit components | | | | | | | | | | | | | | | | | | | | | | | | |
| TB1956A | TB1520A-GREY SILICONE PIPE L=0,04M |  | KTB1000A | EPDM BLACK TUBE TB1520A 2MT KIT | <table border="1"> <thead> <tr> <th>Code</th> <th>Description</th> <th>Qty</th> <th>UOM</th> </tr> </thead> <tbody> <tr> <td>RC1055A0</td> <td>Ø25-40 H12 STAINLESS STEEL PIPE CLIP</td> <td>2.000</td> <td>PC</td> </tr> <tr> <td>TB1520A0</td> <td>Int. Ø=38 TH=4 DRAIN BLACK RUBBER PIPE</td> <td>2.000</td> <td>M</td> </tr> </tbody> </table> | Code | Description | Qty | UOM | RC1055A0 | Ø25-40 H12 STAINLESS STEEL PIPE CLIP | 2.000 | PC | TB1520A0 | Int. Ø=38 TH=4 DRAIN BLACK RUBBER PIPE | 2.000 | M | | | | | | | | | | | | |
| | | | | | Code | Description | Qty | UOM | | | | | | | | | | | | | | | | | | | | | |
| RC1055A0 | Ø25-40 H12 STAINLESS STEEL PIPE CLIP | 2.000 | PC | | | | | | | | | | | | | | | | | | | | | | | | | | |
| TB1520A0 | Int. Ø=38 TH=4 DRAIN BLACK RUBBER PIPE | 2.000 | M | | | | | | | | | | | | | | | | | | | | | | | | | | |
| TB2603A | TB1520A0- VENTURI FAN 0,12M |  | KTB2603A | VENTURI-COOLING FAN CONNECT. KIT TB1520A | <table border="1"> <thead> <tr> <th>Code</th> <th>Description</th> <th>Qty</th> <th>UOM</th> </tr> </thead> <tbody> <tr> <td>TB1520A0</td> <td>Int. Ø=38 TH=4 DRAIN BLACK RUBBER PIPE</td> <td>0.120</td> <td>M</td> </tr> </tbody> </table> | Code | Description | Qty | UOM | TB1520A0 | Int. Ø=38 TH=4 DRAIN BLACK RUBBER PIPE | 0.120 | M | | | | | | | | | | | | | | | | |
| Code | Description | Qty | UOM | | | | | | | | | | | | | | | | | | | | | | | | | | |
| TB1520A0 | Int. Ø=38 TH=4 DRAIN BLACK RUBBER PIPE | 0.120 | M | | | | | | | | | | | | | | | | | | | | | | | | | | |
| TB2979C | XEBC-10 VENTURI AIR COLLECTOR PIPE D30 |  | KTB2979C | XEBC-10XX-E VENTURI COLLECTOR PIPE KI | <table border="1"> <thead> <tr> <th>Code</th> <th>Description</th> <th>Qty</th> <th>UOM</th> </tr> </thead> <tbody> <tr> <td>GN1544A0</td> <td>AIR INLET GASKET</td> <td>2.000</td> <td>PC</td> </tr> <tr> <td>GN1584A0</td> <td>CORNER FITTING D30-D16</td> <td>1.000</td> <td>PC</td> </tr> <tr> <td>RC1042A0</td> <td>DOUBLE WIRE SPRING CLAMP D21.5-22.6</td> <td>1.000</td> <td>PC</td> </tr> <tr> <td>TB2979C0</td> <td>XEBC-10 VENTURI AIR COLLECTOR PIPE D30</td> <td>1.000</td> <td>PC</td> </tr> <tr> <td>VM1794A0</td> <td>250x4.8 PA66 BLACK CLAMP</td> <td>1.000</td> <td>PC</td> </tr> </tbody> </table> | Code | Description | Qty | UOM | GN1544A0 | AIR INLET GASKET | 2.000 | PC | GN1584A0 | CORNER FITTING D30-D16 | 1.000 | PC | RC1042A0 | DOUBLE WIRE SPRING CLAMP D21.5-22.6 | 1.000 | PC | TB2979C0 | XEBC-10 VENTURI AIR COLLECTOR PIPE D30 | 1.000 | PC | VM1794A0 | 250x4.8 PA66 BLACK CLAMP | 1.000 | PC |
| | | | | | Code | Description | Qty | UOM | | | | | | | | | | | | | | | | | | | | | |
| | | | | | GN1544A0 | AIR INLET GASKET | 2.000 | PC | | | | | | | | | | | | | | | | | | | | | |
| | | | | | GN1584A0 | CORNER FITTING D30-D16 | 1.000 | PC | | | | | | | | | | | | | | | | | | | | | |
| | | | | | RC1042A0 | DOUBLE WIRE SPRING CLAMP D21.5-22.6 | 1.000 | PC | | | | | | | | | | | | | | | | | | | | | |
| | | | | | TB2979C0 | XEBC-10 VENTURI AIR COLLECTOR PIPE D30 | 1.000 | PC | | | | | | | | | | | | | | | | | | | | | |
| VM1794A0 | 250x4.8 PA66 BLACK CLAMP | 1.000 | PC | | | | | | | | | | | | | | | | | | | | | | | | | | |
| VM2377A | 220 V 50/60 HZ EUR VENTURI SET |  | KVM2377A | MM 220 V VENTURI ACTUATOR SYSTEM KIT | <table border="1"> <thead> <tr> <th>Code</th> <th>Description</th> <th>Qty</th> <th>UOM</th> </tr> </thead> <tbody> <tr> <td>RC1378A0</td> <td>HOSE CLAMP</td> <td>3.000</td> <td>PC</td> </tr> <tr> <td>TB1520A0</td> <td>Int. Ø=38 TH=4 DRAIN BLACK RUBBER PIPE</td> <td>0.120</td> <td>M</td> </tr> <tr> <td>VM2377A1</td> <td>220 V 50/60 HZ EUR VENTURI SET</td> <td>1.000</td> <td>PC</td> </tr> </tbody> </table> | Code | Description | Qty | UOM | RC1378A0 | HOSE CLAMP | 3.000 | PC | TB1520A0 | Int. Ø=38 TH=4 DRAIN BLACK RUBBER PIPE | 0.120 | M | VM2377A1 | 220 V 50/60 HZ EUR VENTURI SET | 1.000 | PC | | | | | | | | |
| Code | Description | Qty | UOM | | | | | | | | | | | | | | | | | | | | | | | | | | |
| RC1378A0 | HOSE CLAMP | 3.000 | PC | | | | | | | | | | | | | | | | | | | | | | | | | | |
| TB1520A0 | Int. Ø=38 TH=4 DRAIN BLACK RUBBER PIPE | 0.120 | M | | | | | | | | | | | | | | | | | | | | | | | | | | |
| VM2377A1 | 220 V 50/60 HZ EUR VENTURI SET | 1.000 | PC | | | | | | | | | | | | | | | | | | | | | | | | | | |




| COMPONENT | | | SPARE PART | | | | | | | | | | | | | | |
|-----------|---|---|------------|---|--|------|-------------|-----|-----|----------|---|--------|----|----------|-----------------------------|-------|----|
| Code | Description | Image | Code | Description | Kit components | | | | | | | | | | | | |
| VL1127A | 6mm BARBED T-SHAPED FITTING |  | KVL1127A | 6mm BARBED T-SHAPED FITTING 10 PCS KIT | <table border="1"> <thead> <tr> <th>Code</th> <th>Description</th> <th>Qty</th> <th>UOM</th> </tr> </thead> <tbody> <tr> <td>VL1127A1</td> <td>6mm BARBED T-SHAPED FITTING</td> <td>10.000</td> <td>PC</td> </tr> </tbody> </table> | Code | Description | Qty | UOM | VL1127A1 | 6mm BARBED T-SHAPED FITTING | 10.000 | PC | | | | |
| Code | Description | Qty | UOM | | | | | | | | | | | | | | |
| VL1127A1 | 6mm BARBED T-SHAPED FITTING | 10.000 | PC | | | | | | | | | | | | | | |
| TB3253A | TB3131A-T SHAPED EXT HUM PIPE CONNECTION |  | KTB3131A | WHITE-BLACK 6X12 STEAM PIPE 3M KIT | <table border="1"> <thead> <tr> <th>Code</th> <th>Description</th> <th>Qty</th> <th>UOM</th> </tr> </thead> <tbody> <tr> <td>TB3131A0</td> <td>WHITE-BLACK EPDM TEXTILE BRAID HOSE 6x12</td> <td>3.000</td> <td>M</td> </tr> <tr> <td>VM1794A0</td> <td>250x4.8 PA66 BLACK CLAMP</td> <td>1.000</td> <td>PC</td> </tr> </tbody> </table> | Code | Description | Qty | UOM | TB3131A0 | WHITE-BLACK EPDM TEXTILE BRAID HOSE 6x12 | 3.000 | M | VM1794A0 | 250x4.8 PA66 BLACK CLAMP | 1.000 | PC |
| Code | Description | Qty | UOM | | | | | | | | | | | | | | |
| TB3131A0 | WHITE-BLACK EPDM TEXTILE BRAID HOSE 6x12 | 3.000 | M | | | | | | | | | | | | | | |
| VM1794A0 | 250x4.8 PA66 BLACK CLAMP | 1.000 | PC | | | | | | | | | | | | | | |
| RC1170A | M14 H=7 CH=22 STAINLESS STEEL NUT |  | KRC1170A | M14 H8 CH22 NUT - 10 PCS. KIT | <table border="1"> <thead> <tr> <th>Code</th> <th>Description</th> <th>Qty</th> <th>UOM</th> </tr> </thead> <tbody> <tr> <td>RC1170A1</td> <td>M14 H=7 CH=22 STAINLESS STEEL NUT</td> <td>10.000</td> <td>PC</td> </tr> </tbody> </table> | Code | Description | Qty | UOM | RC1170A1 | M14 H=7 CH=22 STAINLESS STEEL NUT | 10.000 | PC | | | | |
| Code | Description | Qty | UOM | | | | | | | | | | | | | | |
| RC1170A1 | M14 H=7 CH=22 STAINLESS STEEL NUT | 10.000 | PC | | | | | | | | | | | | | | |
| TB2937B | XEBC EXTERNAL WATER PIPE D10+CONNECTION |  | TB2937B0 | XEBC EXTERNAL WATER PIPE D10+CONNECTION | | | | | | | | | | | | | |
| 0H8035A | MM CORE PROBE ACCESS COVER |  | 0H8035A0 | MM CORE PROBE ACCESS COVER | | | | | | | | | | | | | |




| COMPONENT | | | SPARE PART | | | | | | | | | | | | | | | | | | | | | | | | | | |
|-----------|---|---|------------|---|--|------|-------------|-----------------------------|-------|----------|-----------------------------|-------------------------|-------|----------|-------------------------|-------------------------------------|-------|----------|-------------------------------------|---------------------------------------|-------|----------|--------------------------------------|--------------------------------|-------|----------|--------------------------------|-------|----|
| Code | Description | Image | Code | Description | Kit components | | | | | | | | | | | | | | | | | | | | | | | | |
| GN1632A | CORE PROBE INLET GASKET |  | KSN1050B | BIG-L L3200 SINGLE POINT CORE PROBE KIT | <table border="1"> <thead> <tr> <th>Code</th> <th>Description</th> <th>Qty</th> <th>UOM</th> </tr> </thead> <tbody> <tr> <td>0H7030A0</td> <td>THERMOSTAT BULB INLET COVER</td> <td>1.000</td> <td>PC</td> </tr> <tr> <td>GN1632A0</td> <td>CORE PROBE INLET GASKET</td> <td>1.000</td> <td>PC</td> </tr> <tr> <td>SL1045A0</td> <td>S57 BLACK SILICONE - 80ml CARTRIDGE</td> <td>1.000</td> <td>PC</td> </tr> <tr> <td>SN1050B0</td> <td>L3200 STRAIGHT MONO.POINT CORE PROBE</td> <td>1.000</td> <td>PC</td> </tr> <tr> <td>VI1220A1</td> <td>4,2x12 TCB SELF-TAPPIN G SCREW</td> <td>3.000</td> <td>PC</td> </tr> </tbody> </table> | Code | Description | Qty | UOM | 0H7030A0 | THERMOSTAT BULB INLET COVER | 1.000 | PC | GN1632A0 | CORE PROBE INLET GASKET | 1.000 | PC | SL1045A0 | S57 BLACK SILICONE - 80ml CARTRIDGE | 1.000 | PC | SN1050B0 | L3200 STRAIGHT MONO.POINT CORE PROBE | 1.000 | PC | VI1220A1 | 4,2x12 TCB SELF-TAPPIN G SCREW | 3.000 | PC |
| | | | Code | Description | Qty | UOM | | | | | | | | | | | | | | | | | | | | | | | |
| | | | 0H7030A0 | THERMOSTAT BULB INLET COVER | 1.000 | PC | | | | | | | | | | | | | | | | | | | | | | | |
| GN1632A0 | CORE PROBE INLET GASKET | 1.000 | PC | | | | | | | | | | | | | | | | | | | | | | | | | | |
| SL1045A0 | S57 BLACK SILICONE - 80ml CARTRIDGE | 1.000 | PC | | | | | | | | | | | | | | | | | | | | | | | | | | |
| SN1050B0 | L3200 STRAIGHT MONO.POINT CORE PROBE | 1.000 | PC | | | | | | | | | | | | | | | | | | | | | | | | | | |
| VI1220A1 | 4,2x12 TCB SELF-TAPPIN G SCREW | 3.000 | PC | | | | | | | | | | | | | | | | | | | | | | | | | | |
| KSN1050A | SINGLE POINT CORE PROBE KIT L3200 BIG-L | <table border="1"> <thead> <tr> <th>Code</th> <th>Description</th> <th>Qty</th> <th>UOM</th> </tr> </thead> <tbody> <tr> <td>0H7030A0</td> <td>THERMOSTAT BULB INLET COVER</td> <td>1.000</td> <td>PC</td> </tr> <tr> <td>GN1632A0</td> <td>CORE PROBE INLET GASKET</td> <td>1.000</td> <td>PC</td> </tr> <tr> <td>SL1045A0</td> <td>S57 BLACK SILICONE - 80ml CARTRIDGE</td> <td>1.000</td> <td>PC</td> </tr> <tr> <td>SN1050A1</td> <td>L3200 PEEK MULTI.POINT CORE PROBE</td> <td>1.000</td> <td>PC</td> </tr> <tr> <td>VI1220A1</td> <td>4,2x12 TCB SELF-TAPPIN G SCREW</td> <td>3.000</td> <td>PC</td> </tr> </tbody> </table> | Code | Description | Qty | UOM | 0H7030A0 | THERMOSTAT BULB INLET COVER | 1.000 | PC | GN1632A0 | CORE PROBE INLET GASKET | 1.000 | PC | SL1045A0 | S57 BLACK SILICONE - 80ml CARTRIDGE | 1.000 | PC | SN1050A1 | L3200 PEEK MULTI.POINT CORE PROBE | 1.000 | PC | VI1220A1 | 4,2x12 TCB SELF-TAPPIN G SCREW | 3.000 | PC | | | |
| Code | Description | Qty | UOM | | | | | | | | | | | | | | | | | | | | | | | | | | |
| 0H7030A0 | THERMOSTAT BULB INLET COVER | 1.000 | PC | | | | | | | | | | | | | | | | | | | | | | | | | | |
| GN1632A0 | CORE PROBE INLET GASKET | 1.000 | PC | | | | | | | | | | | | | | | | | | | | | | | | | | |
| SL1045A0 | S57 BLACK SILICONE - 80ml CARTRIDGE | 1.000 | PC | | | | | | | | | | | | | | | | | | | | | | | | | | |
| SN1050A1 | L3200 PEEK MULTI.POINT CORE PROBE | 1.000 | PC | | | | | | | | | | | | | | | | | | | | | | | | | | |
| VI1220A1 | 4,2x12 TCB SELF-TAPPIN G SCREW | 3.000 | PC | | | | | | | | | | | | | | | | | | | | | | | | | | |
| KSN1049B | MULTIPOINT CORE PROBE KIT L3200 | <table border="1"> <thead> <tr> <th>Code</th> <th>Description</th> <th>Qty</th> <th>UOM</th> </tr> </thead> <tbody> <tr> <td>0H8035A0</td> <td>MM CORE PROBE ACCESS COVE</td> <td>1.000</td> <td>PC</td> </tr> <tr> <td>GN1632A0</td> <td>CORE PROBE INLET GASKET</td> <td>1.000</td> <td>PC</td> </tr> <tr> <td>SL1045A0</td> <td>S57 BLACK SILICONE - 80ml CARTRIDGE</td> <td>1.000</td> <td>PC</td> </tr> <tr> <td>SN1049B0</td> <td>L3200 STRAIGHT MULTI.POINT CORE PROBE</td> <td>1.000</td> <td>PC</td> </tr> <tr> <td>VI1220A1</td> <td>4,2x12 TCB SELF-TAPPIN G SCREW</td> <td>3.000</td> <td>PC</td> </tr> </tbody> </table> | Code | Description | Qty | UOM | 0H8035A0 | MM CORE PROBE ACCESS COVE | 1.000 | PC | GN1632A0 | CORE PROBE INLET GASKET | 1.000 | PC | SL1045A0 | S57 BLACK SILICONE - 80ml CARTRIDGE | 1.000 | PC | SN1049B0 | L3200 STRAIGHT MULTI.POINT CORE PROBE | 1.000 | PC | VI1220A1 | 4,2x12 TCB SELF-TAPPIN G SCREW | 3.000 | PC | | | |
| Code | Description | Qty | UOM | | | | | | | | | | | | | | | | | | | | | | | | | | |
| 0H8035A0 | MM CORE PROBE ACCESS COVE | 1.000 | PC | | | | | | | | | | | | | | | | | | | | | | | | | | |
| GN1632A0 | CORE PROBE INLET GASKET | 1.000 | PC | | | | | | | | | | | | | | | | | | | | | | | | | | |
| SL1045A0 | S57 BLACK SILICONE - 80ml CARTRIDGE | 1.000 | PC | | | | | | | | | | | | | | | | | | | | | | | | | | |
| SN1049B0 | L3200 STRAIGHT MULTI.POINT CORE PROBE | 1.000 | PC | | | | | | | | | | | | | | | | | | | | | | | | | | |
| VI1220A1 | 4,2x12 TCB SELF-TAPPIN G SCREW | 3.000 | PC | | | | | | | | | | | | | | | | | | | | | | | | | | |




| COMPONENT | | | SPARE PART | | | | | | | | | | | | | | | | | | | | | | | | | | |
|-----------|--|--|------------|-----------------------------------|--|------|-------------|-----------------------------|-------|----------|-----------------------------|-------------------------|-------|----------|-------------------------|-------------------------------------|-------|----------|-------------------------------------|--|-------|----------|--|--------------------------------|-------|----------|--------------------------------|-------|----|
| Code | Description | Image | Code | Description | Kit components | | | | | | | | | | | | | | | | | | | | | | | | |
| GN1632A | CORE PROBE INLET GASKET |  | KSN1032A | SINGLE POINT CORE PROBE KIT L2750 | <table border="1"> <thead> <tr> <th>Code</th> <th>Description</th> <th>Qty</th> <th>UOM</th> </tr> </thead> <tbody> <tr> <td>0H7030A0</td> <td>THERMOSTAT BULB INLET COVER</td> <td>1.000</td> <td>PC</td> </tr> <tr> <td>GN1632A0</td> <td>CORE PROBE INLET GASKET</td> <td>1.000</td> <td>PC</td> </tr> <tr> <td>SL1045A0</td> <td>S57 BLACK SILICONE - 80ml CARTRIDGE</td> <td>1.000</td> <td>PC</td> </tr> <tr> <td>SN1032A0</td> <td>L2750 MULTI.Point CORE PROBE WITHOUT NUT</td> <td>1.000</td> <td>PC</td> </tr> <tr> <td>VI1220A1</td> <td>4,2x12 TCB SELF-TAPPIN G SCREW</td> <td>3.000</td> <td>PC</td> </tr> </tbody> </table> | Code | Description | Qty | UOM | 0H7030A0 | THERMOSTAT BULB INLET COVER | 1.000 | PC | GN1632A0 | CORE PROBE INLET GASKET | 1.000 | PC | SL1045A0 | S57 BLACK SILICONE - 80ml CARTRIDGE | 1.000 | PC | SN1032A0 | L2750 MULTI.Point CORE PROBE WITHOUT NUT | 1.000 | PC | VI1220A1 | 4,2x12 TCB SELF-TAPPIN G SCREW | 3.000 | PC |
| | | | Code | Description | Qty | UOM | | | | | | | | | | | | | | | | | | | | | | | |
| | | | 0H7030A0 | THERMOSTAT BULB INLET COVER | 1.000 | PC | | | | | | | | | | | | | | | | | | | | | | | |
| | | | GN1632A0 | CORE PROBE INLET GASKET | 1.000 | PC | | | | | | | | | | | | | | | | | | | | | | | |
| SL1045A0 | S57 BLACK SILICONE - 80ml CARTRIDGE | 1.000 | PC | | | | | | | | | | | | | | | | | | | | | | | | | | |
| SN1032A0 | L2750 MULTI.Point CORE PROBE WITHOUT NUT | 1.000 | PC | | | | | | | | | | | | | | | | | | | | | | | | | | |
| VI1220A1 | 4,2x12 TCB SELF-TAPPIN G SCREW | 3.000 | PC | | | | | | | | | | | | | | | | | | | | | | | | | | |
| KSN1031A | SINGLE POINT CORE PROBE KIT L2000 | <table border="1"> <thead> <tr> <th>Code</th> <th>Description</th> <th>Qty</th> <th>UOM</th> </tr> </thead> <tbody> <tr> <td>0H7030A0</td> <td>THERMOSTAT BULB INLET COVER</td> <td>1.000</td> <td>PC</td> </tr> <tr> <td>GN1632A0</td> <td>CORE PROBE INLET GASKET</td> <td>1.000</td> <td>PC</td> </tr> <tr> <td>SL1045A0</td> <td>S57 BLACK SILICONE - 80ml CARTRIDGE</td> <td>1.000</td> <td>PC</td> </tr> <tr> <td>SN1031A1</td> <td>L2000</td> <td>1.000</td> <td>PC</td> </tr> <tr> <td>VI1220A1</td> <td>4,2x12 TCB SELF-TAPPIN G SCREW</td> <td>3.000</td> <td>PC</td> </tr> </tbody> </table> | Code | Description | Qty | UOM | 0H7030A0 | THERMOSTAT BULB INLET COVER | 1.000 | PC | GN1632A0 | CORE PROBE INLET GASKET | 1.000 | PC | SL1045A0 | S57 BLACK SILICONE - 80ml CARTRIDGE | 1.000 | PC | SN1031A1 | L2000 | 1.000 | PC | VI1220A1 | 4,2x12 TCB SELF-TAPPIN G SCREW | 3.000 | PC | | | |
| Code | Description | Qty | UOM | | | | | | | | | | | | | | | | | | | | | | | | | | |
| 0H7030A0 | THERMOSTAT BULB INLET COVER | 1.000 | PC | | | | | | | | | | | | | | | | | | | | | | | | | | |
| GN1632A0 | CORE PROBE INLET GASKET | 1.000 | PC | | | | | | | | | | | | | | | | | | | | | | | | | | |
| SL1045A0 | S57 BLACK SILICONE - 80ml CARTRIDGE | 1.000 | PC | | | | | | | | | | | | | | | | | | | | | | | | | | |
| SN1031A1 | L2000 | 1.000 | PC | | | | | | | | | | | | | | | | | | | | | | | | | | |
| VI1220A1 | 4,2x12 TCB SELF-TAPPIN G SCREW | 3.000 | PC | | | | | | | | | | | | | | | | | | | | | | | | | | |
| KSN1030A | SINGLE POINT CORE PROBE KIT L1550 | <table border="1"> <thead> <tr> <th>Code</th> <th>Description</th> <th>Qty</th> <th>UOM</th> </tr> </thead> <tbody> <tr> <td>0H7030A0</td> <td>THERMOSTAT BULB INLET COVER</td> <td>1.000</td> <td>PC</td> </tr> <tr> <td>GN1632A0</td> <td>CORE PROBE INLET GASKET</td> <td>1.000</td> <td>PC</td> </tr> <tr> <td>SL1045A0</td> <td>S57 BLACK SILICONE - 80ml CARTRIDGE</td> <td>1.000</td> <td>PC</td> </tr> <tr> <td>SN1030A1</td> <td>L1550 MONOPOINT CORE PROBE WITHOUT NUT</td> <td>1.000</td> <td>PC</td> </tr> <tr> <td>VI1220A1</td> <td>4,2x12 TCB SELF-TAPPIN G SCREW</td> <td>3.000</td> <td>PC</td> </tr> </tbody> </table> | Code | Description | Qty | UOM | 0H7030A0 | THERMOSTAT BULB INLET COVER | 1.000 | PC | GN1632A0 | CORE PROBE INLET GASKET | 1.000 | PC | SL1045A0 | S57 BLACK SILICONE - 80ml CARTRIDGE | 1.000 | PC | SN1030A1 | L1550 MONOPOINT CORE PROBE WITHOUT NUT | 1.000 | PC | VI1220A1 | 4,2x12 TCB SELF-TAPPIN G SCREW | 3.000 | PC | | | |
| Code | Description | Qty | UOM | | | | | | | | | | | | | | | | | | | | | | | | | | |
| 0H7030A0 | THERMOSTAT BULB INLET COVER | 1.000 | PC | | | | | | | | | | | | | | | | | | | | | | | | | | |
| GN1632A0 | CORE PROBE INLET GASKET | 1.000 | PC | | | | | | | | | | | | | | | | | | | | | | | | | | |
| SL1045A0 | S57 BLACK SILICONE - 80ml CARTRIDGE | 1.000 | PC | | | | | | | | | | | | | | | | | | | | | | | | | | |
| SN1030A1 | L1550 MONOPOINT CORE PROBE WITHOUT NUT | 1.000 | PC | | | | | | | | | | | | | | | | | | | | | | | | | | |
| VI1220A1 | 4,2x12 TCB SELF-TAPPIN G SCREW | 3.000 | PC | | | | | | | | | | | | | | | | | | | | | | | | | | |
| KSN1021B | US MULTI.Point CORE PROBE KIT L2750 | <table border="1"> <thead> <tr> <th>Code</th> <th>Description</th> <th>Qty</th> <th>UOM</th> </tr> </thead> <tbody> <tr> <td>0H8035A0</td> <td>MM CORE PROBE ACCESS COVE</td> <td>1.000</td> <td>PC</td> </tr> </tbody> </table> | Code | Description | Qty | UOM | 0H8035A0 | MM CORE PROBE ACCESS COVE | 1.000 | PC | | | | | | | | | | | | | | | | | | | |
| Code | Description | Qty | UOM | | | | | | | | | | | | | | | | | | | | | | | | | | |
| 0H8035A0 | MM CORE PROBE ACCESS COVE | 1.000 | PC | | | | | | | | | | | | | | | | | | | | | | | | | | |






| COMPONENT | | | SPARE PART | | | | | | | | | | | | | | | | | | | | | | | | | | | | | | | | | | | |
|-----------|---|--|------------|-------------------------------------|---|------|-------------|---------------------------|-------|----------|--------------------------------|--------------------------------|-------|----------|------------------------------------|------------------------------------|-------|----------|-------------------------|-------------------------|-------|----------|--------------|--------------|-------|----------|-------------------------------------|-------------------------------------|-------|----------|---|---|-------|----------|--------------------------------|--------------------------------|-------|----|
| Code | Description | Image | Code | Description | Kit components | | | | | | | | | | | | | | | | | | | | | | | | | | | | | | | | | |
| GN1632A | CORE PROBE INLET GASKET |  | KSN1021B | US MULTI.POINT L2750 CORE PROBE KIT | <table border="1"> <thead> <tr> <th>Code</th> <th>Description</th> <th>Qty</th> <th>UOM</th> </tr> </thead> <tbody> <tr> <td>CE1037A0</td> <td>UL SILICONE GLASS FIBER SHEATH</td> <td>1.500</td> <td>M</td> </tr> <tr> <td>CE1685A0</td> <td>MRT8 P3,81 5 POLES FEMALE TERMINAL</td> <td>1.000</td> <td>PC</td> </tr> <tr> <td>GN1632A0</td> <td>CORE PROBE INLET GASKET</td> <td>1.000</td> <td>PC</td> </tr> <tr> <td>RC1130A0</td> <td>130x2,6 CLAM</td> <td>2.000</td> <td>PC</td> </tr> <tr> <td>SL1045A0</td> <td>S57 BLACK SILICONE - 80ml CARTRIDGE</td> <td>1.000</td> <td>PC</td> </tr> <tr> <td>SN1012B1</td> <td>L2750 MULTIPOINT CORE PROBE WITHOUT NUT</td> <td>1.000</td> <td>PC</td> </tr> <tr> <td>VI1220A1</td> <td>4,2x12 TCB SELF-TAPPIN G SCREW</td> <td>3.000</td> <td>PC</td> </tr> </tbody> </table> | Code | Description | Qty | UOM | CE1037A0 | UL SILICONE GLASS FIBER SHEATH | 1.500 | M | CE1685A0 | MRT8 P3,81 5 POLES FEMALE TERMINAL | 1.000 | PC | GN1632A0 | CORE PROBE INLET GASKET | 1.000 | PC | RC1130A0 | 130x2,6 CLAM | 2.000 | PC | SL1045A0 | S57 BLACK SILICONE - 80ml CARTRIDGE | 1.000 | PC | SN1012B1 | L2750 MULTIPOINT CORE PROBE WITHOUT NUT | 1.000 | PC | VI1220A1 | 4,2x12 TCB SELF-TAPPIN G SCREW | 3.000 | PC | |
| | | | Code | Description | Qty | UOM | | | | | | | | | | | | | | | | | | | | | | | | | | | | | | | | |
| | | | CE1037A0 | UL SILICONE GLASS FIBER SHEATH | 1.500 | M | | | | | | | | | | | | | | | | | | | | | | | | | | | | | | | | |
| CE1685A0 | MRT8 P3,81 5 POLES FEMALE TERMINAL | 1.000 | PC | | | | | | | | | | | | | | | | | | | | | | | | | | | | | | | | | | | |
| GN1632A0 | CORE PROBE INLET GASKET | 1.000 | PC | | | | | | | | | | | | | | | | | | | | | | | | | | | | | | | | | | | |
| RC1130A0 | 130x2,6 CLAM | 2.000 | PC | | | | | | | | | | | | | | | | | | | | | | | | | | | | | | | | | | | |
| SL1045A0 | S57 BLACK SILICONE - 80ml CARTRIDGE | 1.000 | PC | | | | | | | | | | | | | | | | | | | | | | | | | | | | | | | | | | | |
| SN1012B1 | L2750 MULTIPOINT CORE PROBE WITHOUT NUT | 1.000 | PC | | | | | | | | | | | | | | | | | | | | | | | | | | | | | | | | | | | |
| VI1220A1 | 4,2x12 TCB SELF-TAPPIN G SCREW | 3.000 | PC | | | | | | | | | | | | | | | | | | | | | | | | | | | | | | | | | | | |
| KSN1020B | US MULTIPOINT L2050 CORE PROBE KIT | <table border="1"> <thead> <tr> <th>Code</th> <th>Description</th> <th>Qty</th> <th>UOM</th> </tr> </thead> <tbody> <tr> <td>0H8035A0</td> <td>MM CORE PROBE ACCESS COVE</td> <td>1.000</td> <td>PC</td> </tr> <tr> <td>CE1037A0</td> <td>UL SILICONE GLASS FIBER SHEATH</td> <td>0.700</td> <td>M</td> </tr> <tr> <td>CE1685A0</td> <td>MRT8 P3,81 5 POLES FEMALE TERMINAL</td> <td>1.000</td> <td>PC</td> </tr> <tr> <td>GN1632A0</td> <td>CORE PROBE INLET GASKET</td> <td>1.000</td> <td>PC</td> </tr> <tr> <td>RC1130A0</td> <td>130x2,6 CLAM</td> <td>2.000</td> <td>PC</td> </tr> <tr> <td>SL1045A0</td> <td>S57 BLACK SILICONE - 80ml CARTRIDGE</td> <td>1.000</td> <td>PC</td> </tr> <tr> <td>SN1002B1</td> <td>L2050 MULTIPOINT CORE PROBE WITHOUT NUT</td> <td>1.000</td> <td>PC</td> </tr> <tr> <td>VI1220A1</td> <td>4,2x12 TCB SELF-TAPPIN G SCREW</td> <td>3.000</td> <td>PC</td> </tr> </tbody> </table> | Code | Description | Qty | UOM | 0H8035A0 | MM CORE PROBE ACCESS COVE | 1.000 | PC | CE1037A0 | UL SILICONE GLASS FIBER SHEATH | 0.700 | M | CE1685A0 | MRT8 P3,81 5 POLES FEMALE TERMINAL | 1.000 | PC | GN1632A0 | CORE PROBE INLET GASKET | 1.000 | PC | RC1130A0 | 130x2,6 CLAM | 2.000 | PC | SL1045A0 | S57 BLACK SILICONE - 80ml CARTRIDGE | 1.000 | PC | SN1002B1 | L2050 MULTIPOINT CORE PROBE WITHOUT NUT | 1.000 | PC | VI1220A1 | 4,2x12 TCB SELF-TAPPIN G SCREW | 3.000 | PC |
| Code | Description | Qty | UOM | | | | | | | | | | | | | | | | | | | | | | | | | | | | | | | | | | | |
| 0H8035A0 | MM CORE PROBE ACCESS COVE | 1.000 | PC | | | | | | | | | | | | | | | | | | | | | | | | | | | | | | | | | | | |
| CE1037A0 | UL SILICONE GLASS FIBER SHEATH | 0.700 | M | | | | | | | | | | | | | | | | | | | | | | | | | | | | | | | | | | | |
| CE1685A0 | MRT8 P3,81 5 POLES FEMALE TERMINAL | 1.000 | PC | | | | | | | | | | | | | | | | | | | | | | | | | | | | | | | | | | | |
| GN1632A0 | CORE PROBE INLET GASKET | 1.000 | PC | | | | | | | | | | | | | | | | | | | | | | | | | | | | | | | | | | | |
| RC1130A0 | 130x2,6 CLAM | 2.000 | PC | | | | | | | | | | | | | | | | | | | | | | | | | | | | | | | | | | | |
| SL1045A0 | S57 BLACK SILICONE - 80ml CARTRIDGE | 1.000 | PC | | | | | | | | | | | | | | | | | | | | | | | | | | | | | | | | | | | |
| SN1002B1 | L2050 MULTIPOINT CORE PROBE WITHOUT NUT | 1.000 | PC | | | | | | | | | | | | | | | | | | | | | | | | | | | | | | | | | | | |
| VI1220A1 | 4,2x12 TCB SELF-TAPPIN G SCREW | 3.000 | PC | | | | | | | | | | | | | | | | | | | | | | | | | | | | | | | | | | | |
| KSN1019B | US MULTI.POINT L1550 CORE PROBE KIT | <table border="1"> <thead> <tr> <th>Code</th> <th>Description</th> <th>Qty</th> <th>UOM</th> </tr> </thead> <tbody> <tr> <td>0H8035A0</td> <td>MM CORE PROBE ACCESS COVE</td> <td>1.000</td> <td>PC</td> </tr> <tr> <td>CE1037A0</td> <td>UL SILICONE GLASS FIBER SHEATH</td> <td>0.600</td> <td>M</td> </tr> </tbody> </table> | Code | Description | Qty | UOM | 0H8035A0 | MM CORE PROBE ACCESS COVE | 1.000 | PC | CE1037A0 | UL SILICONE GLASS FIBER SHEATH | 0.600 | M | | | | | | | | | | | | | | | | | | | | | | | | |
| Code | Description | Qty | UOM | | | | | | | | | | | | | | | | | | | | | | | | | | | | | | | | | | | |
| 0H8035A0 | MM CORE PROBE ACCESS COVE | 1.000 | PC | | | | | | | | | | | | | | | | | | | | | | | | | | | | | | | | | | | |
| CE1037A0 | UL SILICONE GLASS FIBER SHEATH | 0.600 | M | | | | | | | | | | | | | | | | | | | | | | | | | | | | | | | | | | | |







| COMPONENT | | | SPARE PART | | | | | | | | | | | | | | | | | | | | | | | | | | | | | | |
|-----------|---|---|------------|-------------------------------------|--|------|-------------|---------------------------|-------|----------|------------------------------------|------------------------------------|-------|----------|-------------------------|-------------------------|-------|----------|--------------|-------------------------------------|-------|----------|-------------------------------------|---|-------|----------|---|--------------------------------|-------|----------|--------------------------------|-------|----|
| Code | Description | Image | Code | Description | Kit components | | | | | | | | | | | | | | | | | | | | | | | | | | | | |
| GN1632A | CORE PROBE INLET GASKET |  | KSN1019B | US MULTI.POINT L1550 CORE PROBE KIT | <table border="1"> <thead> <tr> <th>Code</th> <th>Description</th> <th>Qty</th> <th>UOM</th> </tr> </thead> <tbody> <tr> <td>CE1685A0</td> <td>MRT8 P3,81 5 POLES FEMALE TERMINAL</td> <td>1.000</td> <td>PC</td> </tr> <tr> <td>GN1632A0</td> <td>CORE PROBE INLET GASKET</td> <td>1.000</td> <td>PC</td> </tr> <tr> <td>RC1130A0</td> <td>130x2,6 CLAM</td> <td>2.000</td> <td>PC</td> </tr> <tr> <td>SL1045A0</td> <td>S57 BLACK SILICONE - 80ml CARTRIDGE</td> <td>1.000</td> <td>PC</td> </tr> <tr> <td>SN1000B1</td> <td>L1550 MULTIPOINT CORE PROBE WITHOUT NUT</td> <td>1.000</td> <td>PC</td> </tr> <tr> <td>VI1220A1</td> <td>4,2x12 TCB SELF-TAPPIN G SCREW</td> <td>3.000</td> <td>PC</td> </tr> </tbody> </table> | Code | Description | Qty | UOM | CE1685A0 | MRT8 P3,81 5 POLES FEMALE TERMINAL | 1.000 | PC | GN1632A0 | CORE PROBE INLET GASKET | 1.000 | PC | RC1130A0 | 130x2,6 CLAM | 2.000 | PC | SL1045A0 | S57 BLACK SILICONE - 80ml CARTRIDGE | 1.000 | PC | SN1000B1 | L1550 MULTIPOINT CORE PROBE WITHOUT NUT | 1.000 | PC | VI1220A1 | 4,2x12 TCB SELF-TAPPIN G SCREW | 3.000 | PC |
| | | | Code | Description | Qty | UOM | | | | | | | | | | | | | | | | | | | | | | | | | | | |
| | | | CE1685A0 | MRT8 P3,81 5 POLES FEMALE TERMINAL | 1.000 | PC | | | | | | | | | | | | | | | | | | | | | | | | | | | |
| GN1632A0 | CORE PROBE INLET GASKET | 1.000 | PC | | | | | | | | | | | | | | | | | | | | | | | | | | | | | | |
| RC1130A0 | 130x2,6 CLAM | 2.000 | PC | | | | | | | | | | | | | | | | | | | | | | | | | | | | | | |
| SL1045A0 | S57 BLACK SILICONE - 80ml CARTRIDGE | 1.000 | PC | | | | | | | | | | | | | | | | | | | | | | | | | | | | | | |
| SN1000B1 | L1550 MULTIPOINT CORE PROBE WITHOUT NUT | 1.000 | PC | | | | | | | | | | | | | | | | | | | | | | | | | | | | | | |
| VI1220A1 | 4,2x12 TCB SELF-TAPPIN G SCREW | 3.000 | PC | | | | | | | | | | | | | | | | | | | | | | | | | | | | | | |
| KSN1012B | MULTIPOINT CORE PROBE KIT L2750 | <table border="1"> <thead> <tr> <th>Code</th> <th>Description</th> <th>Qty</th> <th>UOM</th> </tr> </thead> <tbody> <tr> <td>0H8035A0</td> <td>MM CORE PROBE ACCESS COVE</td> <td>1.000</td> <td>PC</td> </tr> <tr> <td>CE1685A0</td> <td>MRT8 P3,81 5 POLES FEMALE TERMINAL</td> <td>1.000</td> <td>PC</td> </tr> <tr> <td>GN1632A0</td> <td>CORE PROBE INLET GASKET</td> <td>1.000</td> <td>PC</td> </tr> <tr> <td>SL1045A0</td> <td>S57 BLACK SILICONE - 80ml CARTRIDGE</td> <td>1.000</td> <td>PC</td> </tr> <tr> <td>SN1012B1</td> <td>L2750 MULTIPOINT CORE PROBE WITHOUT NUT</td> <td>1.000</td> <td>PC</td> </tr> <tr> <td>VI1220A1</td> <td>4,2x12 TCB SELF-TAPPIN G SCREW</td> <td>3.000</td> <td>PC</td> </tr> </tbody> </table> | Code | Description | Qty | UOM | 0H8035A0 | MM CORE PROBE ACCESS COVE | 1.000 | PC | CE1685A0 | MRT8 P3,81 5 POLES FEMALE TERMINAL | 1.000 | PC | GN1632A0 | CORE PROBE INLET GASKET | 1.000 | PC | SL1045A0 | S57 BLACK SILICONE - 80ml CARTRIDGE | 1.000 | PC | SN1012B1 | L2750 MULTIPOINT CORE PROBE WITHOUT NUT | 1.000 | PC | VI1220A1 | 4,2x12 TCB SELF-TAPPIN G SCREW | 3.000 | PC | | | |
| Code | Description | Qty | UOM | | | | | | | | | | | | | | | | | | | | | | | | | | | | | | |
| 0H8035A0 | MM CORE PROBE ACCESS COVE | 1.000 | PC | | | | | | | | | | | | | | | | | | | | | | | | | | | | | | |
| CE1685A0 | MRT8 P3,81 5 POLES FEMALE TERMINAL | 1.000 | PC | | | | | | | | | | | | | | | | | | | | | | | | | | | | | | |
| GN1632A0 | CORE PROBE INLET GASKET | 1.000 | PC | | | | | | | | | | | | | | | | | | | | | | | | | | | | | | |
| SL1045A0 | S57 BLACK SILICONE - 80ml CARTRIDGE | 1.000 | PC | | | | | | | | | | | | | | | | | | | | | | | | | | | | | | |
| SN1012B1 | L2750 MULTIPOINT CORE PROBE WITHOUT NUT | 1.000 | PC | | | | | | | | | | | | | | | | | | | | | | | | | | | | | | |
| VI1220A1 | 4,2x12 TCB SELF-TAPPIN G SCREW | 3.000 | PC | | | | | | | | | | | | | | | | | | | | | | | | | | | | | | |
| KSN1002B | MULTIPOINT CORE PROBE KIT L2050 | <table border="1"> <thead> <tr> <th>Code</th> <th>Description</th> <th>Qty</th> <th>UOM</th> </tr> </thead> <tbody> <tr> <td>0H8035A0</td> <td>MM CORE PROBE ACCESS COVE</td> <td>1.000</td> <td>PC</td> </tr> <tr> <td>CE1685A0</td> <td>MRT8 P3,81 5 POLES FEMALE TERMINAL</td> <td>1.000</td> <td>PC</td> </tr> <tr> <td>GN1632A0</td> <td>CORE PROBE INLET GASKET</td> <td>1.000</td> <td>PC</td> </tr> <tr> <td>SL1045A0</td> <td>S57 BLACK SILICONE - 80ml CARTRIDGE</td> <td>1.000</td> <td>PC</td> </tr> </tbody> </table> | Code | Description | Qty | UOM | 0H8035A0 | MM CORE PROBE ACCESS COVE | 1.000 | PC | CE1685A0 | MRT8 P3,81 5 POLES FEMALE TERMINAL | 1.000 | PC | GN1632A0 | CORE PROBE INLET GASKET | 1.000 | PC | SL1045A0 | S57 BLACK SILICONE - 80ml CARTRIDGE | 1.000 | PC | | | | | | | | | | | |
| Code | Description | Qty | UOM | | | | | | | | | | | | | | | | | | | | | | | | | | | | | | |
| 0H8035A0 | MM CORE PROBE ACCESS COVE | 1.000 | PC | | | | | | | | | | | | | | | | | | | | | | | | | | | | | | |
| CE1685A0 | MRT8 P3,81 5 POLES FEMALE TERMINAL | 1.000 | PC | | | | | | | | | | | | | | | | | | | | | | | | | | | | | | |
| GN1632A0 | CORE PROBE INLET GASKET | 1.000 | PC | | | | | | | | | | | | | | | | | | | | | | | | | | | | | | |
| SL1045A0 | S57 BLACK SILICONE - 80ml CARTRIDGE | 1.000 | PC | | | | | | | | | | | | | | | | | | | | | | | | | | | | | | |



| COMPONENT | | | SPARE PART | | | | | | | | | | | | | | | | | | | | | | | | | | | |
|-----------|--|---|------------|---------------------------------------|---|-----------------------------------|-------------|---------------------------------|-------|----------|--|---|-------|----------|--------------------------------------|----------------------------|-------|----------|---|--|-------|----|----------|--|-------|----|----------|--------------------------------------|-------|----|
| Code | Description | Image | Code | Description | Kit components | | | | | | | | | | | | | | | | | | | | | | | | | |
| GN1632A | CORE PROBE INLET GASKET |  | KSN1002B | MULTIPOINT CORE PROBE KIT L2050 | <table border="1"> <thead> <tr> <th>Code</th> <th>Description</th> <th>Qty</th> <th>UOM</th> </tr> </thead> <tbody> <tr> <td>SN1002B1</td> <td>L2050 MULTIPOINT CORE PROBE WITHOUT NUT</td> <td>1.000</td> <td>PC</td> </tr> <tr> <td>VI1220A1</td> <td>4,2x12 TCB SELF-TAPPIN G SCREW</td> <td>3.000</td> <td>PC</td> </tr> </tbody> </table> | Code | Description | Qty | UOM | SN1002B1 | L2050 MULTIPOINT CORE PROBE WITHOUT NUT | 1.000 | PC | VI1220A1 | 4,2x12 TCB SELF-TAPPIN G SCREW | 3.000 | PC | | | | | | | | | | | | | |
| | | | Code | Description | Qty | UOM | | | | | | | | | | | | | | | | | | | | | | | | |
| SN1002B1 | L2050 MULTIPOINT CORE PROBE WITHOUT NUT | 1.000 | PC | | | | | | | | | | | | | | | | | | | | | | | | | | | |
| VI1220A1 | 4,2x12 TCB SELF-TAPPIN G SCREW | 3.000 | PC | | | | | | | | | | | | | | | | | | | | | | | | | | | |
| KSN1000B | MULTIPOINT CORE PROBE KIT L1550 | <table border="1"> <thead> <tr> <th>Code</th> <th>Description</th> <th>Qty</th> <th>UOM</th> </tr> </thead> <tbody> <tr> <td>0H8035A0</td> <td>MM CORE PROBE ACCESS COVE</td> <td>1.000</td> <td>PC</td> </tr> <tr> <td>CE1685A0</td> <td>MRT8 P3,81 5 POLES FEMALE TERMINAL</td> <td>1.000</td> <td>PC</td> </tr> <tr> <td>GN1632A0</td> <td>CORE PROBE INLET GASKET</td> <td>1.000</td> <td>PC</td> </tr> <tr> <td>SL1045A0</td> <td>S57 BLACK SILICONE - 80ml CARTRIDGE</td> <td>1.000</td> <td>PC</td> </tr> <tr> <td>SN1000B1</td> <td>L1550 MULTIPOINT CORE PROBE WITHOUT NUT</td> <td>1.000</td> <td>PC</td> </tr> <tr> <td>VI1220A1</td> <td>4,2x12 TCB SELF-TAPPIN G SCREW</td> <td>3.000</td> <td>PC</td> </tr> </tbody> </table> | Code | Description | Qty | UOM | 0H8035A0 | MM CORE PROBE ACCESS COVE | 1.000 | PC | CE1685A0 | MRT8 P3,81 5 POLES FEMALE TERMINAL | 1.000 | PC | GN1632A0 | CORE PROBE INLET GASKET | 1.000 | PC | SL1045A0 | S57 BLACK SILICONE - 80ml CARTRIDGE | 1.000 | PC | SN1000B1 | L1550 MULTIPOINT CORE PROBE WITHOUT NUT | 1.000 | PC | VI1220A1 | 4,2x12 TCB SELF-TAPPIN G SCREW | 3.000 | PC |
| Code | Description | Qty | UOM | | | | | | | | | | | | | | | | | | | | | | | | | | | |
| 0H8035A0 | MM CORE PROBE ACCESS COVE | 1.000 | PC | | | | | | | | | | | | | | | | | | | | | | | | | | | |
| CE1685A0 | MRT8 P3,81 5 POLES FEMALE TERMINAL | 1.000 | PC | | | | | | | | | | | | | | | | | | | | | | | | | | | |
| GN1632A0 | CORE PROBE INLET GASKET | 1.000 | PC | | | | | | | | | | | | | | | | | | | | | | | | | | | |
| SL1045A0 | S57 BLACK SILICONE - 80ml CARTRIDGE | 1.000 | PC | | | | | | | | | | | | | | | | | | | | | | | | | | | |
| SN1000B1 | L1550 MULTIPOINT CORE PROBE WITHOUT NUT | 1.000 | PC | | | | | | | | | | | | | | | | | | | | | | | | | | | |
| VI1220A1 | 4,2x12 TCB SELF-TAPPIN G SCREW | 3.000 | PC | | | | | | | | | | | | | | | | | | | | | | | | | | | |
| ASM5867A | Lateral supports |  | ASM5867A0 | Lateral supports | | | | | | | | | | | | | | | | | | | | | | | | | | |
| GN1660A | GN1626A-XEBC-10EU 3180MM GASKET |  | KGN1660A | 10EU-FS/1021/XV100 3G DOOR GASKET KIT | <table border="1"> <thead> <tr> <th>Code</th> <th>Description</th> <th>Qty</th> <th>UOM</th> </tr> </thead> <tbody> <tr> <td>GN1626A0</td> <td>DOUBLE LIP-TYPE FRONT GASKE</td> <td>3.180</td> <td>M</td> </tr> <tr> <td>SL1025A0</td> <td>CLEAR SILICON DOW CORNING 734</td> <td>0.012</td> <td>PC</td> </tr> <tr> <td>VM2277A0</td> <td>DOOR SEAL KIT INTERNAL CONNECTION</td> <td>1.000</td> <td>PC</td> </tr> </tbody> </table> | Code | Description | Qty | UOM | GN1626A0 | DOUBLE LIP-TYPE FRONT GASKE | 3.180 | M | SL1025A0 | CLEAR SILICON DOW CORNING 734 | 0.012 | PC | VM2277A0 | DOOR SEAL KIT INTERNAL CONNECTION | 1.000 | PC | | | | | | | | | |
| | | | | | Code | Description | Qty | UOM | | | | | | | | | | | | | | | | | | | | | | |
| | | | | | GN1626A0 | DOUBLE LIP-TYPE FRONT GASKE | 3.180 | M | | | | | | | | | | | | | | | | | | | | | | |
| SL1025A0 | CLEAR SILICON DOW CORNING 734 | 0.012 | PC | | | | | | | | | | | | | | | | | | | | | | | | | | | |
| VM2277A0 | DOOR SEAL KIT INTERNAL CONNECTION | 1.000 | PC | | | | | | | | | | | | | | | | | | | | | | | | | | | |



| COMPONENT | | | SPARE PART | | | | | | | | | | |
|-----------|--|---|------------|--|---|------|-------------|-----|-----|----------|--|--------|----|
| Code | Description | Image | Code | Description | Kit components | | | | | | | | |
| TB3033A | XEBC-10 CHAMBER CHIMNEY PIPE D50 |  | TB3033A0 | XEBC-10 CHAMBER CHIMNEY PIPE D50 | | | | | | | | | |
| VL1037A | WASHING SYSTEM ROTOR ARM |  | KVL1037A | WASHING SYSTEM ROTOR ARM KIT | <table border="1"> <thead> <tr> <th>Code</th> <th>Description</th> <th>Qty</th> <th>UOM</th> </tr> </thead> <tbody> <tr> <td>VL1037A3</td> <td>WASHING SYSTEM ROTOR ARM</td> <td>1.000</td> <td>PC</td> </tr> </tbody> </table> | Code | Description | Qty | UOM | VL1037A3 | WASHING SYSTEM ROTOR ARM | 1.000 | PC |
| Code | Description | Qty | UOM | | | | | | | | | | |
| VL1037A3 | WASHING SYSTEM ROTOR ARM | 1.000 | PC | | | | | | | | | | |
| VM1820A | LATERAL SUPPORTS M6 FIXING BOLT |  | KVM1820A | THUMB SCREW 10PCS KIT | <table border="1"> <thead> <tr> <th>Code</th> <th>Description</th> <th>Qty</th> <th>UOM</th> </tr> </thead> <tbody> <tr> <td>VM1820A0</td> <td>LATERAL SUPPORTS M6 FIXING BOLT</td> <td>10.000</td> <td>PC</td> </tr> </tbody> </table> | Code | Description | Qty | UOM | VM1820A0 | LATERAL SUPPORTS M6 FIXING BOLT | 10.000 | PC |
| Code | Description | Qty | UOM | | | | | | | | | | |
| VM1820A0 | LATERAL SUPPORTS M6 FIXING BOLT | 10.000 | PC | | | | | | | | | | |
| VM2331A | FAN GUARD-TRAYS HOLDER PIN |  | KVM2331A | FAN GUARD-TRAYS HOLDER PIN 4 PCS KIT | <table border="1"> <thead> <tr> <th>Code</th> <th>Description</th> <th>Qty</th> <th>UOM</th> </tr> </thead> <tbody> <tr> <td>VM2331A0</td> <td>FAN GUARD-TRAY S HOLDER PIN</td> <td>4.000</td> <td>PC</td> </tr> </tbody> </table> | Code | Description | Qty | UOM | VM2331A0 | FAN GUARD-TRAY S HOLDER PIN | 4.000 | PC |
| Code | Description | Qty | UOM | | | | | | | | | | |
| VM2331A0 | FAN GUARD-TRAY S HOLDER PIN | 4.000 | PC | | | | | | | | | | |



ASM1772C/0.D02 - External cover - FRONT













ASM1772C/0.D02 - External cover - REAR





| COMPONENT | | | SPARE PART | | |
|-----------|---------------------------------------|---|------------|---------------------------------------|----------------|
| Code | Description | Image | Code | Description | Kit components |
| 0D2305B | XEBC-04EU-E EXTERNAL TOP COVER |  | 0D2305B1 | XEBC-04EU-E EXTERNAL TOP COVER | |
| 0D2310A | FIANCO SX XEBC-10EU-E |  | 0D2310A2 | FIANCO SX XEBC-10EU-E | |
| 0D2311A | RIGHT SIDE XEBC-10EU-E |  | 0D2311A2 | RIGHT SIDE XEBC-10EU-E | |
| 0E1351C | XEBC EXTERNAL BOTTOM PANEL |  | 0E1351C1 | XEBC EXTERNAL BOTTOM PANEL | |
| 0F1505B | XEBC-10EU-E EXTERNAL BACK PANEL |  | 0F1505B0 | XEBC-10EU-E EXTERNAL BACK PANEL | |







| COMPONENT | | | SPARE PART | | | | | | | | | | | | | | | | | | | | | | |
|-----------|--------------------------------------|---|------------|---|--|------|-------------|-----|-----|----------|--------------------------------------|--------|----|----------|--------------------------------|-------|----|----------|------------------------------|-------|----|----------|-------------------------|-------|----|
| Code | Description | Image | Code | Description | Kit components | | | | | | | | | | | | | | | | | | | | |
| VM1750A | BRASS COMB CLAM |  | KVM1750A | COMB TERMINAL BLOCK KIT | <table border="1"> <thead> <tr> <th>Code</th> <th>Description</th> <th>Qty</th> <th>UOM</th> </tr> </thead> <tbody> <tr> <td>VI1040A0</td> <td>INDENTED INTERNAL WASHER D=6 ZN</td> <td>2.000</td> <td>PC</td> </tr> <tr> <td>VM1750A0</td> <td>BRASS COMB CLAMP</td> <td>1.000</td> <td>PC</td> </tr> </tbody> </table> | Code | Description | Qty | UOM | VI1040A0 | INDENTED INTERNAL WASHER D=6 ZN | 2.000 | PC | VM1750A0 | BRASS COMB CLAMP | 1.000 | PC | | | | | | | | |
| Code | Description | Qty | UOM | | | | | | | | | | | | | | | | | | | | | | |
| VI1040A0 | INDENTED INTERNAL WASHER D=6 ZN | 2.000 | PC | | | | | | | | | | | | | | | | | | | | | | |
| VM1750A0 | BRASS COMB CLAMP | 1.000 | PC | | | | | | | | | | | | | | | | | | | | | | |
| VM1630A | INTERNAL GLASS PUSHING CAP |  | KVM1630A | CAP FOR INTERNAL GLASS 10 PCS KIT | <table border="1"> <thead> <tr> <th>Code</th> <th>Description</th> <th>Qty</th> <th>UOM</th> </tr> </thead> <tbody> <tr> <td>VM1630A1</td> <td>INTERNAL GLASS PUSHING CAP</td> <td>10.000</td> <td>PC</td> </tr> </tbody> </table> | Code | Description | Qty | UOM | VM1630A1 | INTERNAL GLASS PUSHING CAP | 10.000 | PC | | | | | | | | | | | | |
| Code | Description | Qty | UOM | | | | | | | | | | | | | | | | | | | | | | |
| VM1630A1 | INTERNAL GLASS PUSHING CAP | 10.000 | PC | | | | | | | | | | | | | | | | | | | | | | |
| VM2280B | HANDLE LATCH PLATE COVER |  | KVM2280B | VM2280B -M HANDLE LATCH PLATE COVER KIT | <table border="1"> <thead> <tr> <th>Code</th> <th>Description</th> <th>Qty</th> <th>UOM</th> </tr> </thead> <tbody> <tr> <td>VI1074A0</td> <td>4X16 SCREW FOR PLASTIC</td> <td>2.000</td> <td>PC</td> </tr> <tr> <td>VM1630A1</td> <td>INTERNAL GLASS PUSHING CAP</td> <td>2.000</td> <td>PC</td> </tr> <tr> <td>VM2280B0</td> <td>HANDLE LATCH PLATE COVER</td> <td>1.000</td> <td>PC</td> </tr> </tbody> </table> | Code | Description | Qty | UOM | VI1074A0 | 4X16 SCREW FOR PLASTIC | 2.000 | PC | VM1630A1 | INTERNAL GLASS PUSHING CAP | 2.000 | PC | VM2280B0 | HANDLE LATCH PLATE COVER | 1.000 | PC | | | | |
| Code | Description | Qty | UOM | | | | | | | | | | | | | | | | | | | | | | |
| VI1074A0 | 4X16 SCREW FOR PLASTIC | 2.000 | PC | | | | | | | | | | | | | | | | | | | | | | |
| VM1630A1 | INTERNAL GLASS PUSHING CAP | 2.000 | PC | | | | | | | | | | | | | | | | | | | | | | |
| VM2280B0 | HANDLE LATCH PLATE COVER | 1.000 | PC | | | | | | | | | | | | | | | | | | | | | | |
| VP1530A | BT CT RIGHT HANDLE LATCH |  | KVM1190A | CHEFTOP/BAKERTO P DOOR RIGHT LATCH KIT | <table border="1"> <thead> <tr> <th>Code</th> <th>Description</th> <th>Qty</th> <th>UOM</th> </tr> </thead> <tbody> <tr> <td>VI0239A1</td> <td>SELF-TAPPIN G SCREW 4.2X25 TCB+ INOX</td> <td>2.000</td> <td>PC</td> </tr> <tr> <td>VI1220A1</td> <td>4,2x12 TCB SELF-TAPPIN G SCREW</td> <td>2.000</td> <td>PC</td> </tr> <tr> <td>VM1460A0</td> <td>XBC/XVC RIGHT DOOR LATCH CAP</td> <td>1.000</td> <td>PC</td> </tr> <tr> <td>VP1530A0</td> <td>BT CT RIGHT HANDLE LATC</td> <td>1.000</td> <td>PC</td> </tr> </tbody> </table> | Code | Description | Qty | UOM | VI0239A1 | SELF-TAPPIN G SCREW 4.2X25 TCB+ INOX | 2.000 | PC | VI1220A1 | 4,2x12 TCB SELF-TAPPIN G SCREW | 2.000 | PC | VM1460A0 | XBC/XVC RIGHT DOOR LATCH CAP | 1.000 | PC | VP1530A0 | BT CT RIGHT HANDLE LATC | 1.000 | PC |
| Code | Description | Qty | UOM | | | | | | | | | | | | | | | | | | | | | | |
| VI0239A1 | SELF-TAPPIN G SCREW 4.2X25 TCB+ INOX | 2.000 | PC | | | | | | | | | | | | | | | | | | | | | | |
| VI1220A1 | 4,2x12 TCB SELF-TAPPIN G SCREW | 2.000 | PC | | | | | | | | | | | | | | | | | | | | | | |
| VM1460A0 | XBC/XVC RIGHT DOOR LATCH CAP | 1.000 | PC | | | | | | | | | | | | | | | | | | | | | | |
| VP1530A0 | BT CT RIGHT HANDLE LATC | 1.000 | PC | | | | | | | | | | | | | | | | | | | | | | |
| VM1190A | CT BT RIGHT DOOR SPRING LATCH |  | KVM1190A | CHEFTOP/BAKERTO P DOOR RIGHT LATCH KIT | <table border="1"> <thead> <tr> <th>Code</th> <th>Description</th> <th>Qty</th> <th>UOM</th> </tr> </thead> <tbody> <tr> <td>VI0239A1</td> <td>SELF-TAPPIN G SCREW 4.2X25 TCB+ INOX</td> <td>2.000</td> <td>PC</td> </tr> <tr> <td>VI1220A1</td> <td>4,2x12 TCB SELF-TAPPIN G SCREW</td> <td>2.000</td> <td>PC</td> </tr> <tr> <td>VM1460A0</td> <td>XBC/XVC RIGHT DOOR LATCH CAP</td> <td>1.000</td> <td>PC</td> </tr> <tr> <td>VP1530A0</td> <td>BT CT RIGHT HANDLE LATC</td> <td>1.000</td> <td>PC</td> </tr> </tbody> </table> | Code | Description | Qty | UOM | VI0239A1 | SELF-TAPPIN G SCREW 4.2X25 TCB+ INOX | 2.000 | PC | VI1220A1 | 4,2x12 TCB SELF-TAPPIN G SCREW | 2.000 | PC | VM1460A0 | XBC/XVC RIGHT DOOR LATCH CAP | 1.000 | PC | VP1530A0 | BT CT RIGHT HANDLE LATC | 1.000 | PC |
| Code | Description | Qty | UOM | | | | | | | | | | | | | | | | | | | | | | |
| VI0239A1 | SELF-TAPPIN G SCREW 4.2X25 TCB+ INOX | 2.000 | PC | | | | | | | | | | | | | | | | | | | | | | |
| VI1220A1 | 4,2x12 TCB SELF-TAPPIN G SCREW | 2.000 | PC | | | | | | | | | | | | | | | | | | | | | | |
| VM1460A0 | XBC/XVC RIGHT DOOR LATCH CAP | 1.000 | PC | | | | | | | | | | | | | | | | | | | | | | |
| VP1530A0 | BT CT RIGHT HANDLE LATC | 1.000 | PC | | | | | | | | | | | | | | | | | | | | | | |

| COMPONENT | | | SPARE PART | | | | | | | | | | | | | | | | | | | | | | |
|-----------|---|--|------------|---|---|-------------|-------------|---|-------|----------|---|--------------------------------------|-------|----------|--------------------------------------|------------------------------------|-------|----------|------------------------------------|----------------------------|-------|----------|---------------------------|-------|----|
| Code | Description | Image | Code | Description | Kit components | | | | | | | | | | | | | | | | | | | | |
| VM1192A | CT BT DOOR SPRING LATCH BACK COVER |  | KVM1191A | CHEFTOP/BAKERTO P DOOR LEFT LATCH KIT | <table border="1"> <thead> <tr> <th>Code</th> <th>Description</th> <th>Qty</th> <th>UOM</th> </tr> </thead> <tbody> <tr> <td>VI0239A1</td> <td>SELF-TAPPIN G SCREW 4.2X25 TCB+ INOX</td> <td>2.000</td> <td>PC</td> </tr> <tr> <td>VI1220A1</td> <td>4.2x12 TCB SELF-TAPPIN G SCREW</td> <td>2.000</td> <td>PC</td> </tr> <tr> <td>VM1460A0</td> <td>XBC/XVC RIGHT DOOR LATCH CAP</td> <td>1.000</td> <td>PC</td> </tr> <tr> <td>VP1531A0</td> <td>BT CT LEFT HANDLE LATC</td> <td>1.000</td> <td>PC</td> </tr> </tbody> </table> | Code | Description | Qty | UOM | VI0239A1 | SELF-TAPPIN G SCREW 4.2X25 TCB+ INOX | 2.000 | PC | VI1220A1 | 4.2x12 TCB SELF-TAPPIN G SCREW | 2.000 | PC | VM1460A0 | XBC/XVC RIGHT DOOR LATCH CAP | 1.000 | PC | VP1531A0 | BT CT LEFT HANDLE LATC | 1.000 | PC |
| | | | Code | Description | Qty | UOM | | | | | | | | | | | | | | | | | | | |
| VI0239A1 | SELF-TAPPIN G SCREW 4.2X25 TCB+ INOX | 2.000 | PC | | | | | | | | | | | | | | | | | | | | | | |
| VI1220A1 | 4.2x12 TCB SELF-TAPPIN G SCREW | 2.000 | PC | | | | | | | | | | | | | | | | | | | | | | |
| VM1460A0 | XBC/XVC RIGHT DOOR LATCH CAP | 1.000 | PC | | | | | | | | | | | | | | | | | | | | | | |
| VP1531A0 | BT CT LEFT HANDLE LATC | 1.000 | PC | | | | | | | | | | | | | | | | | | | | | | |
| KVM1190A | CHEFTOP/BAKERTO P DOOR RIGHT LATCH KIT | <table border="1"> <thead> <tr> <th>Code</th> <th>Description</th> <th>Qty</th> <th>UOM</th> </tr> </thead> <tbody> <tr> <td>VI0239A1</td> <td>SELF-TAPPIN G SCREW 4.2X25 TCB+ INOX</td> <td>2.000</td> <td>PC</td> </tr> <tr> <td>VI1220A1</td> <td>4.2x12 TCB SELF-TAPPIN G SCREW</td> <td>2.000</td> <td>PC</td> </tr> <tr> <td>VM1460A0</td> <td>XBC/XVC RIGHT DOOR LATCH CAP</td> <td>1.000</td> <td>PC</td> </tr> <tr> <td>VP1530A0</td> <td>BT CT RIGHT HANDLE LATC</td> <td>1.000</td> <td>PC</td> </tr> </tbody> </table> | Code | Description | Qty | UOM | VI0239A1 | SELF-TAPPIN G SCREW 4.2X25 TCB+ INOX | 2.000 | PC | VI1220A1 | 4.2x12 TCB SELF-TAPPIN G SCREW | 2.000 | PC | VM1460A0 | XBC/XVC RIGHT DOOR LATCH CAP | 1.000 | PC | VP1530A0 | BT CT RIGHT HANDLE LATC | 1.000 | PC | | | |
| Code | Description | Qty | UOM | | | | | | | | | | | | | | | | | | | | | | |
| VI0239A1 | SELF-TAPPIN G SCREW 4.2X25 TCB+ INOX | 2.000 | PC | | | | | | | | | | | | | | | | | | | | | | |
| VI1220A1 | 4.2x12 TCB SELF-TAPPIN G SCREW | 2.000 | PC | | | | | | | | | | | | | | | | | | | | | | |
| VM1460A0 | XBC/XVC RIGHT DOOR LATCH CAP | 1.000 | PC | | | | | | | | | | | | | | | | | | | | | | |
| VP1530A0 | BT CT RIGHT HANDLE LATC | 1.000 | PC | | | | | | | | | | | | | | | | | | | | | | |
| VM2281A | DOOR LATCH HOLES COVER |  | KVM2281A | HOLE PLATE COVER KIT | <table border="1"> <thead> <tr> <th>Code</th> <th>Description</th> <th>Qty</th> <th>UOM</th> </tr> </thead> <tbody> <tr> <td>VM2281A0</td> <td>DOOR LATCH HOLES COVER</td> <td>1.000</td> <td>PC</td> </tr> </tbody> </table> | Code | Description | Qty | UOM | VM2281A0 | DOOR LATCH HOLES COVER | 1.000 | PC | | | | | | | | | | | | |
| Code | Description | Qty | UOM | | | | | | | | | | | | | | | | | | | | | | |
| VM2281A0 | DOOR LATCH HOLES COVER | 1.000 | PC | | | | | | | | | | | | | | | | | | | | | | |
| VP1531A | BT CT LEFT HANDLE LATCH |  | KVM1191A | CHEFTOP/BAKERTO P DOOR LEFT LATCH KIT | <table border="1"> <thead> <tr> <th>Code</th> <th>Description</th> <th>Qty</th> <th>UOM</th> </tr> </thead> <tbody> <tr> <td>VI0239A1</td> <td>SELF-TAPPIN G SCREW 4.2X25 TCB+ INOX</td> <td>2.000</td> <td>PC</td> </tr> <tr> <td>VI1220A1</td> <td>4,2x12 TCB SELF-TAPPIN G SCREW</td> <td>2.000</td> <td>PC</td> </tr> <tr> <td>VM1460A0</td> <td>XBC/XVC RIGHT DOOR LATCH CAP</td> <td>1.000</td> <td>PC</td> </tr> <tr> <td>VP1531A0</td> <td>BT CT LEFT HANDLE LATC</td> <td>1.000</td> <td>PC</td> </tr> </tbody> </table> | Code | Description | Qty | UOM | VI0239A1 | SELF-TAPPIN G SCREW 4.2X25 TCB+ INOX | 2.000 | PC | VI1220A1 | 4,2x12 TCB SELF-TAPPIN G SCREW | 2.000 | PC | VM1460A0 | XBC/XVC RIGHT DOOR LATCH CAP | 1.000 | PC | VP1531A0 | BT CT LEFT HANDLE LATC | 1.000 | PC |
| | | | | | Code | Description | Qty | UOM | | | | | | | | | | | | | | | | | |
| VI0239A1 | SELF-TAPPIN G SCREW 4.2X25 TCB+ INOX | 2.000 | PC | | | | | | | | | | | | | | | | | | | | | | |
| VI1220A1 | 4,2x12 TCB SELF-TAPPIN G SCREW | 2.000 | PC | | | | | | | | | | | | | | | | | | | | | | |
| VM1460A0 | XBC/XVC RIGHT DOOR LATCH CAP | 1.000 | PC | | | | | | | | | | | | | | | | | | | | | | |
| VP1531A0 | BT CT LEFT HANDLE LATC | 1.000 | PC | | | | | | | | | | | | | | | | | | | | | | |





| COMPONENT | | | SPARE PART | | | | | | | | | | | | | | | | | | | | | | |
|--|---|---|------------|---|---|---|-------------|-----|----------|--------------------------------------|---|-------|----------|------------------------------------|--------------------------------------|-------|----------|----------------------------|------------------------------------|-------|----|----------|---------------------------|-------|----|
| Code | Description | Image | Code | Description | Kit components | | | | | | | | | | | | | | | | | | | | |
| VM1191A | CT BT LEFT DOOR SPRING LATCH |  | KVM1191A | CHEFTOP/BAKERTO P DOOR LEFT LATCH KIT | <table border="1"> <thead> <tr> <th>Code</th> <th>Description</th> <th>Qty</th> <th>UOM</th> </tr> </thead> <tbody> <tr> <td>VI0239A1</td> <td>SELF-TAPPIN G SCREW 4.2X25 TCB+ INOX</td> <td>2.000</td> <td>PC</td> </tr> <tr> <td>VI1220A1</td> <td>4.2x12 TCB SELF-TAPPIN G SCREW</td> <td>2.000</td> <td>PC</td> </tr> <tr> <td>VM1460A0</td> <td>XBC/XVC RIGHT DOOR LATCH CAP</td> <td>1.000</td> <td>PC</td> </tr> <tr> <td>VP1531A0</td> <td>BT CT LEFT HANDLE LATC</td> <td>1.000</td> <td>PC</td> </tr> </tbody> </table> | Code | Description | Qty | UOM | VI0239A1 | SELF-TAPPIN G SCREW 4.2X25 TCB+ INOX | 2.000 | PC | VI1220A1 | 4.2x12 TCB SELF-TAPPIN G SCREW | 2.000 | PC | VM1460A0 | XBC/XVC RIGHT DOOR LATCH CAP | 1.000 | PC | VP1531A0 | BT CT LEFT HANDLE LATC | 1.000 | PC |
| | | | | | Code | Description | Qty | UOM | | | | | | | | | | | | | | | | | |
| | | | | | VI0239A1 | SELF-TAPPIN G SCREW 4.2X25 TCB+ INOX | 2.000 | PC | | | | | | | | | | | | | | | | | |
| | | | | | VI1220A1 | 4.2x12 TCB SELF-TAPPIN G SCREW | 2.000 | PC | | | | | | | | | | | | | | | | | |
| VM1460A0 | XBC/XVC RIGHT DOOR LATCH CAP | 1.000 | PC | | | | | | | | | | | | | | | | | | | | | | |
| VP1531A0 | BT CT LEFT HANDLE LATC | 1.000 | PC | | | | | | | | | | | | | | | | | | | | | | |
| <table border="1"> <thead> <tr> <th>Code</th> <th>Description</th> <th>Qty</th> <th>UOM</th> </tr> </thead> <tbody> <tr> <td>VI0239A1</td> <td>SELF-TAPPIN G SCREW 4.2X25 TCB+ INOX</td> <td>2.000</td> <td>PC</td> </tr> <tr> <td>VI1220A1</td> <td>4.2x12 TCB SELF-TAPPIN G SCREW</td> <td>2.000</td> <td>PC</td> </tr> <tr> <td>VM1460A0</td> <td>XBC/XVC RIGHT DOOR LATCH CAP</td> <td>1.000</td> <td>PC</td> </tr> <tr> <td>VP1531A0</td> <td>BT CT LEFT HANDLE LATC</td> <td>1.000</td> <td>PC</td> </tr> </tbody> </table> | Code | Description | Qty | UOM | VI0239A1 | SELF-TAPPIN G SCREW 4.2X25 TCB+ INOX | 2.000 | PC | VI1220A1 | 4.2x12 TCB SELF-TAPPIN G SCREW | 2.000 | PC | VM1460A0 | XBC/XVC RIGHT DOOR LATCH CAP | 1.000 | PC | VP1531A0 | BT CT LEFT HANDLE LATC | 1.000 | PC | | | | | |
| Code | Description | Qty | UOM | | | | | | | | | | | | | | | | | | | | | | |
| VI0239A1 | SELF-TAPPIN G SCREW 4.2X25 TCB+ INOX | 2.000 | PC | | | | | | | | | | | | | | | | | | | | | | |
| VI1220A1 | 4.2x12 TCB SELF-TAPPIN G SCREW | 2.000 | PC | | | | | | | | | | | | | | | | | | | | | | |
| VM1460A0 | XBC/XVC RIGHT DOOR LATCH CAP | 1.000 | PC | | | | | | | | | | | | | | | | | | | | | | |
| VP1531A0 | BT CT LEFT HANDLE LATC | 1.000 | PC | | | | | | | | | | | | | | | | | | | | | | |
| <table border="1"> <thead> <tr> <th>Code</th> <th>Description</th> <th>Qty</th> <th>UOM</th> </tr> </thead> <tbody> <tr> <td>VI0239A1</td> <td>SELF-TAPPIN G SCREW 4.2X25 TCB+ INOX</td> <td>2.000</td> <td>PC</td> </tr> <tr> <td>VI1220A1</td> <td>4.2x12 TCB SELF-TAPPIN G SCREW</td> <td>2.000</td> <td>PC</td> </tr> <tr> <td>VM1460A0</td> <td>XBC/XVC RIGHT DOOR LATCH CAP</td> <td>1.000</td> <td>PC</td> </tr> <tr> <td>VP1530A0</td> <td>BT CT RIGHT HANDLE LATC</td> <td>1.000</td> <td>PC</td> </tr> </tbody> </table> | Code | Description | Qty | UOM | VI0239A1 | SELF-TAPPIN G SCREW 4.2X25 TCB+ INOX | 2.000 | PC | VI1220A1 | 4.2x12 TCB SELF-TAPPIN G SCREW | 2.000 | PC | VM1460A0 | XBC/XVC RIGHT DOOR LATCH CAP | 1.000 | PC | VP1530A0 | BT CT RIGHT HANDLE LATC | 1.000 | PC | | | | | |
| Code | Description | Qty | UOM | | | | | | | | | | | | | | | | | | | | | | |
| VI0239A1 | SELF-TAPPIN G SCREW 4.2X25 TCB+ INOX | 2.000 | PC | | | | | | | | | | | | | | | | | | | | | | |
| VI1220A1 | 4.2x12 TCB SELF-TAPPIN G SCREW | 2.000 | PC | | | | | | | | | | | | | | | | | | | | | | |
| VM1460A0 | XBC/XVC RIGHT DOOR LATCH CAP | 1.000 | PC | | | | | | | | | | | | | | | | | | | | | | |
| VP1530A0 | BT CT RIGHT HANDLE LATC | 1.000 | PC | | | | | | | | | | | | | | | | | | | | | | |
| <table border="1"> <thead> <tr> <th>Code</th> <th>Description</th> <th>Qty</th> <th>UOM</th> </tr> </thead> <tbody> <tr> <td>SB1015A3</td> <td>4L COMPLETE DETERGENT TANK</td> <td>1.000</td> <td>PC</td> </tr> </tbody> </table> | Code | Description | Qty | UOM | SB1015A3 | 4L COMPLETE DETERGENT TANK | 1.000 | PC | | | | | | | | | | | | | | | | | |
| Code | Description | Qty | UOM | | | | | | | | | | | | | | | | | | | | | | |
| SB1015A3 | 4L COMPLETE DETERGENT TANK | 1.000 | PC | | | | | | | | | | | | | | | | | | | | | | |
| VM1192A | CT BT DOOR SPRING LATCH BACK COVER |  | KVM1191A | CHEFTOP/BAKERTO P DOOR LEFT LATCH KIT | <table border="1"> <thead> <tr> <th>Code</th> <th>Description</th> <th>Qty</th> <th>UOM</th> </tr> </thead> <tbody> <tr> <td>VI0239A1</td> <td>SELF-TAPPIN G SCREW 4.2X25 TCB+ INOX</td> <td>2.000</td> <td>PC</td> </tr> <tr> <td>VI1220A1</td> <td>4.2x12 TCB SELF-TAPPIN G SCREW</td> <td>2.000</td> <td>PC</td> </tr> <tr> <td>VM1460A0</td> <td>XBC/XVC RIGHT DOOR LATCH CAP</td> <td>1.000</td> <td>PC</td> </tr> <tr> <td>VP1531A0</td> <td>BT CT LEFT HANDLE LATC</td> <td>1.000</td> <td>PC</td> </tr> </tbody> </table> | Code | Description | Qty | UOM | VI0239A1 | SELF-TAPPIN G SCREW 4.2X25 TCB+ INOX | 2.000 | PC | VI1220A1 | 4.2x12 TCB SELF-TAPPIN G SCREW | 2.000 | PC | VM1460A0 | XBC/XVC RIGHT DOOR LATCH CAP | 1.000 | PC | VP1531A0 | BT CT LEFT HANDLE LATC | 1.000 | PC |
| | | | | | Code | Description | Qty | UOM | | | | | | | | | | | | | | | | | |
| | | | | | VI0239A1 | SELF-TAPPIN G SCREW 4.2X25 TCB+ INOX | 2.000 | PC | | | | | | | | | | | | | | | | | |
| | | | | | VI1220A1 | 4.2x12 TCB SELF-TAPPIN G SCREW | 2.000 | PC | | | | | | | | | | | | | | | | | |
| VM1460A0 | XBC/XVC RIGHT DOOR LATCH CAP | 1.000 | PC | | | | | | | | | | | | | | | | | | | | | | |
| VP1531A0 | BT CT LEFT HANDLE LATC | 1.000 | PC | | | | | | | | | | | | | | | | | | | | | | |
| <table border="1"> <thead> <tr> <th>Code</th> <th>Description</th> <th>Qty</th> <th>UOM</th> </tr> </thead> <tbody> <tr> <td>VI0239A1</td> <td>SELF-TAPPIN G SCREW 4.2X25 TCB+ INOX</td> <td>2.000</td> <td>PC</td> </tr> <tr> <td>VI1220A1</td> <td>4.2x12 TCB SELF-TAPPIN G SCREW</td> <td>2.000</td> <td>PC</td> </tr> <tr> <td>VM1460A0</td> <td>XBC/XVC RIGHT DOOR LATCH CAP</td> <td>1.000</td> <td>PC</td> </tr> <tr> <td>VP1530A0</td> <td>BT CT RIGHT HANDLE LATC</td> <td>1.000</td> <td>PC</td> </tr> </tbody> </table> | Code | Description | Qty | UOM | VI0239A1 | SELF-TAPPIN G SCREW 4.2X25 TCB+ INOX | 2.000 | PC | VI1220A1 | 4.2x12 TCB SELF-TAPPIN G SCREW | 2.000 | PC | VM1460A0 | XBC/XVC RIGHT DOOR LATCH CAP | 1.000 | PC | VP1530A0 | BT CT RIGHT HANDLE LATC | 1.000 | PC | | | | | |
| Code | Description | Qty | UOM | | | | | | | | | | | | | | | | | | | | | | |
| VI0239A1 | SELF-TAPPIN G SCREW 4.2X25 TCB+ INOX | 2.000 | PC | | | | | | | | | | | | | | | | | | | | | | |
| VI1220A1 | 4.2x12 TCB SELF-TAPPIN G SCREW | 2.000 | PC | | | | | | | | | | | | | | | | | | | | | | |
| VM1460A0 | XBC/XVC RIGHT DOOR LATCH CAP | 1.000 | PC | | | | | | | | | | | | | | | | | | | | | | |
| VP1530A0 | BT CT RIGHT HANDLE LATC | 1.000 | PC | | | | | | | | | | | | | | | | | | | | | | |
| <table border="1"> <thead> <tr> <th>Code</th> <th>Description</th> <th>Qty</th> <th>UOM</th> </tr> </thead> <tbody> <tr> <td>VI0239A1</td> <td>SELF-TAPPIN G SCREW 4.2X25 TCB+ INOX</td> <td>2.000</td> <td>PC</td> </tr> <tr> <td>VI1220A1</td> <td>4.2x12 TCB SELF-TAPPIN G SCREW</td> <td>2.000</td> <td>PC</td> </tr> <tr> <td>VM1460A0</td> <td>XBC/XVC RIGHT DOOR LATCH CAP</td> <td>1.000</td> <td>PC</td> </tr> <tr> <td>VP1530A0</td> <td>BT CT RIGHT HANDLE LATC</td> <td>1.000</td> <td>PC</td> </tr> </tbody> </table> | Code | Description | Qty | UOM | VI0239A1 | SELF-TAPPIN G SCREW 4.2X25 TCB+ INOX | 2.000 | PC | VI1220A1 | 4.2x12 TCB SELF-TAPPIN G SCREW | 2.000 | PC | VM1460A0 | XBC/XVC RIGHT DOOR LATCH CAP | 1.000 | PC | VP1530A0 | BT CT RIGHT HANDLE LATC | 1.000 | PC | | | | | |
| Code | Description | Qty | UOM | | | | | | | | | | | | | | | | | | | | | | |
| VI0239A1 | SELF-TAPPIN G SCREW 4.2X25 TCB+ INOX | 2.000 | PC | | | | | | | | | | | | | | | | | | | | | | |
| VI1220A1 | 4.2x12 TCB SELF-TAPPIN G SCREW | 2.000 | PC | | | | | | | | | | | | | | | | | | | | | | |
| VM1460A0 | XBC/XVC RIGHT DOOR LATCH CAP | 1.000 | PC | | | | | | | | | | | | | | | | | | | | | | |
| VP1530A0 | BT CT RIGHT HANDLE LATC | 1.000 | PC | | | | | | | | | | | | | | | | | | | | | | |
| <table border="1"> <thead> <tr> <th>Code</th> <th>Description</th> <th>Qty</th> <th>UOM</th> </tr> </thead> <tbody> <tr> <td>SB1015A3</td> <td>4L COMPLETE DETERGENT TANK</td> <td>1.000</td> <td>PC</td> </tr> </tbody> </table> | Code | Description | Qty | UOM | SB1015A3 | 4L COMPLETE DETERGENT TANK | 1.000 | PC | | | | | | | | | | | | | | | | | |
| Code | Description | Qty | UOM | | | | | | | | | | | | | | | | | | | | | | |
| SB1015A3 | 4L COMPLETE DETERGENT TANK | 1.000 | PC | | | | | | | | | | | | | | | | | | | | | | |
| SB1015A | 4L COMPLETE DETERGENT TANK |  | KSB1015A | 4L DETERGENT TANK KIT | <table border="1"> <thead> <tr> <th>Code</th> <th>Description</th> <th>Qty</th> <th>UOM</th> </tr> </thead> <tbody> <tr> <td>SB1015A3</td> <td>4L COMPLETE DETERGENT TANK</td> <td>1.000</td> <td>PC</td> </tr> </tbody> </table> | Code | Description | Qty | UOM | SB1015A3 | 4L COMPLETE DETERGENT TANK | 1.000 | PC | | | | | | | | | | | | |
| | | | | | Code | Description | Qty | UOM | | | | | | | | | | | | | | | | | |
| | | | | | SB1015A3 | 4L COMPLETE DETERGENT TANK | 1.000 | PC | | | | | | | | | | | | | | | | | |
| | | | | | <table border="1"> <thead> <tr> <th>Code</th> <th>Description</th> <th>Qty</th> <th>UOM</th> </tr> </thead> <tbody> <tr> <td>SB1015A3</td> <td>4L COMPLETE DETERGENT TANK</td> <td>1.000</td> <td>PC</td> </tr> </tbody> </table> | Code | Description | Qty | UOM | SB1015A3 | 4L COMPLETE DETERGENT TANK | 1.000 | PC | | | | | | | | | | | | |
| Code | Description | Qty | UOM | | | | | | | | | | | | | | | | | | | | | | |
| SB1015A3 | 4L COMPLETE DETERGENT TANK | 1.000 | PC | | | | | | | | | | | | | | | | | | | | | | |
| <table border="1"> <thead> <tr> <th>Code</th> <th>Description</th> <th>Qty</th> <th>UOM</th> </tr> </thead> <tbody> <tr> <td>SB1015A3</td> <td>4L COMPLETE DETERGENT TANK</td> <td>1.000</td> <td>PC</td> </tr> </tbody> </table> | Code | Description | Qty | UOM | SB1015A3 | 4L COMPLETE DETERGENT TANK | 1.000 | PC | | | | | | | | | | | | | | | | | |
| Code | Description | Qty | UOM | | | | | | | | | | | | | | | | | | | | | | |
| SB1015A3 | 4L COMPLETE DETERGENT TANK | 1.000 | PC | | | | | | | | | | | | | | | | | | | | | | |
| <table border="1"> <thead> <tr> <th>Code</th> <th>Description</th> <th>Qty</th> <th>UOM</th> </tr> </thead> <tbody> <tr> <td>SB1015A3</td> <td>4L COMPLETE DETERGENT TANK</td> <td>1.000</td> <td>PC</td> </tr> </tbody> </table> | Code | Description | Qty | UOM | SB1015A3 | 4L COMPLETE DETERGENT TANK | 1.000 | PC | | | | | | | | | | | | | | | | | |
| Code | Description | Qty | UOM | | | | | | | | | | | | | | | | | | | | | | |
| SB1015A3 | 4L COMPLETE DETERGENT TANK | 1.000 | PC | | | | | | | | | | | | | | | | | | | | | | |

| COMPONENT | | | SPARE PART | | | | | | | | | | | | | | | | | | | | | | |
|-----------|---|---|------------|---|--|------|-------------|-----|-----|----------|--|-------|----|----------|---------------------------------------|-------|----|----------|---|-------|----|----------|---|-------|----|
| Code | Description | Image | Code | Description | Kit components | | | | | | | | | | | | | | | | | | | | |
| VM1118A | DET&Rinse PLUS TANK LEFT GUIDE |  | KVM1118A | DET&RINSE TANK LEFT GUIDE KIT FOR MM | <table border="1"> <thead> <tr> <th>Code</th> <th>Description</th> <th>Qty</th> <th>UOM</th> </tr> </thead> <tbody> <tr> <td>VI1220A1</td> <td>4,2x12 TCB SELF-TAPPIN G SCREW</td> <td>2.000</td> <td>PC</td> </tr> <tr> <td>VM1118A0</td> <td>DET&Rinse PLUS TANK LEFT GUIDE</td> <td>1.000</td> <td>PC</td> </tr> </tbody> </table> | Code | Description | Qty | UOM | VI1220A1 | 4,2x12 TCB SELF-TAPPIN G SCREW | 2.000 | PC | VM1118A0 | DET&Rinse PLUS TANK LEFT GUIDE | 1.000 | PC | | | | | | | | |
| Code | Description | Qty | UOM | | | | | | | | | | | | | | | | | | | | | | |
| VI1220A1 | 4,2x12 TCB SELF-TAPPIN G SCREW | 2.000 | PC | | | | | | | | | | | | | | | | | | | | | | |
| VM1118A0 | DET&Rinse PLUS TANK LEFT GUIDE | 1.000 | PC | | | | | | | | | | | | | | | | | | | | | | |
| VM1119A | DET&Rinse PLUS TANK RIGHT GUIDE |  | KVM1119A | DET&RINSE TANK RIGHT GUIDE KIT FOR MM | <table border="1"> <thead> <tr> <th>Code</th> <th>Description</th> <th>Qty</th> <th>UOM</th> </tr> </thead> <tbody> <tr> <td>VI1220A1</td> <td>4,2x12 TCB SELF-TAPPIN G SCREW</td> <td>2.000</td> <td>PC</td> </tr> <tr> <td>VM1119A0</td> <td>DET&Rinse PLUS TANK RIGHT GUIDE</td> <td>1.000</td> <td>PC</td> </tr> </tbody> </table> | Code | Description | Qty | UOM | VI1220A1 | 4,2x12 TCB SELF-TAPPIN G SCREW | 2.000 | PC | VM1119A0 | DET&Rinse PLUS TANK RIGHT GUIDE | 1.000 | PC | | | | | | | | |
| Code | Description | Qty | UOM | | | | | | | | | | | | | | | | | | | | | | |
| VI1220A1 | 4,2x12 TCB SELF-TAPPIN G SCREW | 2.000 | PC | | | | | | | | | | | | | | | | | | | | | | |
| VM1119A0 | DET&Rinse PLUS TANK RIGHT GUIDE | 1.000 | PC | | | | | | | | | | | | | | | | | | | | | | |
| OH8038A | MM REDUCER SUPPORT PLATE |  | OH8038A0 | MM REDUCER SUPPORT PLATE | | | | | | | | | | | | | | | | | | | | | |
| RC1396A | JG D10-1/4 STRAIGHT END FITTING |  | KVL0014B | ≥2017 MIND.MAPS PRESSURE REDUCER KIT | <table border="1"> <thead> <tr> <th>Code</th> <th>Description</th> <th>Qty</th> <th>UOM</th> </tr> </thead> <tbody> <tr> <td>RC1372A0</td> <td>Ø10M-1/4 M CIL. STRAIGHT FITTING</td> <td>1.000</td> <td>PC</td> </tr> <tr> <td>RC1396A0</td> <td>JG D10-1/4 STRAIGHT END FITTING</td> <td>1.000</td> <td>PC</td> </tr> <tr> <td>VL1014B3</td> <td>VL1014B3</td> <td>1.000</td> <td>PC</td> </tr> <tr> <td>VM1054A0</td> <td>H7.8 PRESSURE REDUCER RING NUT</td> <td>1.000</td> <td>PC</td> </tr> </tbody> </table> | Code | Description | Qty | UOM | RC1372A0 | Ø10M-1/4 M CIL. STRAIGHT FITTING | 1.000 | PC | RC1396A0 | JG D10-1/4 STRAIGHT END FITTING | 1.000 | PC | VL1014B3 | VL1014B3 | 1.000 | PC | VM1054A0 | H7.8 PRESSURE REDUCER RING NUT | 1.000 | PC |
| Code | Description | Qty | UOM | | | | | | | | | | | | | | | | | | | | | | |
| RC1372A0 | Ø10M-1/4 M CIL. STRAIGHT FITTING | 1.000 | PC | | | | | | | | | | | | | | | | | | | | | | |
| RC1396A0 | JG D10-1/4 STRAIGHT END FITTING | 1.000 | PC | | | | | | | | | | | | | | | | | | | | | | |
| VL1014B3 | VL1014B3 | 1.000 | PC | | | | | | | | | | | | | | | | | | | | | | |
| VM1054A0 | H7.8 PRESSURE REDUCER RING NUT | 1.000 | PC | | | | | | | | | | | | | | | | | | | | | | |
| VL1014B | VL1014B3 |  | KVL0020A | PRESS.REDUCER 03-05XX≥OCT18/MM -LUX≥MAR19 | <table border="1"> <thead> <tr> <th>Code</th> <th>Description</th> <th>Qty</th> <th>UOM</th> </tr> </thead> <tbody> <tr> <td>RC1396A0</td> <td>JG D10-1/4 STRAIGHT END FITTING</td> <td>2.000</td> <td>PC</td> </tr> <tr> <td>VL1014B3</td> <td>VL1014B3</td> <td>1.000</td> <td>PC</td> </tr> <tr> <td>VM1054A0</td> <td>H7.8 PRESSURE REDUCER RING NUT</td> <td>1.000</td> <td>PC</td> </tr> </tbody> </table> | Code | Description | Qty | UOM | RC1396A0 | JG D10-1/4 STRAIGHT END FITTING | 2.000 | PC | VL1014B3 | VL1014B3 | 1.000 | PC | VM1054A0 | H7.8 PRESSURE REDUCER RING NUT | 1.000 | PC | | | | |
| Code | Description | Qty | UOM | | | | | | | | | | | | | | | | | | | | | | |
| RC1396A0 | JG D10-1/4 STRAIGHT END FITTING | 2.000 | PC | | | | | | | | | | | | | | | | | | | | | | |
| VL1014B3 | VL1014B3 | 1.000 | PC | | | | | | | | | | | | | | | | | | | | | | |
| VM1054A0 | H7.8 PRESSURE REDUCER RING NUT | 1.000 | PC | | | | | | | | | | | | | | | | | | | | | | |

| COMPONENT | | | SPARE PART | | | | | | | | | | | | | | | | | | | | | | | | | | | |
|-----------|---|--|------------|--|--|------|-------------|---|-------|----------|---|--------------------------|-------|----------|---------------------------------------|--|-------|----------|----------|--|-------|----------|---|--------------------------------------|-------|----|----------|----------|-------|----|
| Code | Description | Image | Code | Description | Kit components | | | | | | | | | | | | | | | | | | | | | | | | | |
| VL1014B | VL1014B3 |  | KVL0014B | ≥2017 MIND.MAPS PRESSURE REDUCER KIT | <table border="1"> <thead> <tr> <th>Code</th> <th>Description</th> <th>Qty</th> <th>UOM</th> </tr> </thead> <tbody> <tr> <td>RC1372A0</td> <td>Ø10M-1/4 M CIL. STRAIGHT FITTING</td> <td>1.000</td> <td>PC</td> </tr> <tr> <td>RC1396A0</td> <td>JG D10-1/4 STRAIGHT END FITTING</td> <td>1.000</td> <td>PC</td> </tr> <tr> <td>VL1014B3</td> <td>VL1014B3</td> <td>1.000</td> <td>PC</td> </tr> <tr> <td>VM1054A0</td> <td>H7.8 PRESSURE REDUCER RING NUT</td> <td>1.000</td> <td>PC</td> </tr> </tbody> </table> | Code | Description | Qty | UOM | RC1372A0 | Ø10M-1/4 M CIL. STRAIGHT FITTING | 1.000 | PC | RC1396A0 | JG D10-1/4 STRAIGHT END FITTING | 1.000 | PC | VL1014B3 | VL1014B3 | 1.000 | PC | VM1054A0 | H7.8 PRESSURE REDUCER RING NUT | 1.000 | PC | | | | | |
| | | | Code | Description | Qty | UOM | | | | | | | | | | | | | | | | | | | | | | | | |
| | | | RC1372A0 | Ø10M-1/4 M CIL. STRAIGHT FITTING | 1.000 | PC | | | | | | | | | | | | | | | | | | | | | | | | |
| RC1396A0 | JG D10-1/4 STRAIGHT END FITTING | 1.000 | PC | | | | | | | | | | | | | | | | | | | | | | | | | | | |
| VL1014B3 | VL1014B3 | 1.000 | PC | | | | | | | | | | | | | | | | | | | | | | | | | | | |
| VM1054A0 | H7.8 PRESSURE REDUCER RING NUT | 1.000 | PC | | | | | | | | | | | | | | | | | | | | | | | | | | | |
| KVL0014A | MM ≤2016 / LUX<2019 PRESSURE REDUCER KIT | <table border="1"> <thead> <tr> <th>Code</th> <th>Description</th> <th>Qty</th> <th>UOM</th> </tr> </thead> <tbody> <tr> <td>RC1372A0</td> <td>Ø10M-1/4 M CIL. STRAIGHT FITTING</td> <td>2.000</td> <td>PC</td> </tr> <tr> <td>VL1014B3</td> <td>VL1014B3</td> <td>1.000</td> <td>PC</td> </tr> <tr> <td>VM1054A0</td> <td>H7.8 PRESSURE REDUCER RING NUT</td> <td>1.000</td> <td>PC</td> </tr> </tbody> </table> | Code | Description | Qty | UOM | RC1372A0 | Ø10M-1/4 M CIL. STRAIGHT FITTING | 2.000 | PC | VL1014B3 | VL1014B3 | 1.000 | PC | VM1054A0 | H7.8 PRESSURE REDUCER RING NUT | 1.000 | PC | | | | | | | | | | | | |
| Code | Description | Qty | UOM | | | | | | | | | | | | | | | | | | | | | | | | | | | |
| RC1372A0 | Ø10M-1/4 M CIL. STRAIGHT FITTING | 2.000 | PC | | | | | | | | | | | | | | | | | | | | | | | | | | | |
| VL1014B3 | VL1014B3 | 1.000 | PC | | | | | | | | | | | | | | | | | | | | | | | | | | | |
| VM1054A0 | H7.8 PRESSURE REDUCER RING NUT | 1.000 | PC | | | | | | | | | | | | | | | | | | | | | | | | | | | |
| KVL0010A | S.4 - 5 WATER PRESSURE REDUCER KIT | <table border="1"> <thead> <tr> <th>Code</th> <th>Description</th> <th>Qty</th> <th>UOM</th> </tr> </thead> <tbody> <tr> <td>EL1210A0</td> <td>D8-BSP1/4 JG STRAIGHT END CONNECTION</td> <td>2.000</td> <td>PC</td> </tr> <tr> <td>VL1014B3</td> <td>VL1014B3</td> <td>1.000</td> <td>PC</td> </tr> </tbody> </table> | Code | Description | Qty | UOM | EL1210A0 | D8-BSP1/4 JG STRAIGHT END CONNECTION | 2.000 | PC | VL1014B3 | VL1014B3 | 1.000 | PC | | | | | | | | | | | | | | | | |
| Code | Description | Qty | UOM | | | | | | | | | | | | | | | | | | | | | | | | | | | |
| EL1210A0 | D8-BSP1/4 JG STRAIGHT END CONNECTION | 2.000 | PC | | | | | | | | | | | | | | | | | | | | | | | | | | | |
| VL1014B3 | VL1014B3 | 1.000 | PC | | | | | | | | | | | | | | | | | | | | | | | | | | | |
| VM1054A | H7.8 PRESSURE REDUCER RING NUT |  | KVM1054A | H7.8 PRESSURE REDUCER DIAL KIT | <table border="1"> <thead> <tr> <th>Code</th> <th>Description</th> <th>Qty</th> <th>UOM</th> </tr> </thead> <tbody> <tr> <td>VM1054A0</td> <td>H7.8 PRESSURE REDUCER RING NUT</td> <td>1.000</td> <td>PC</td> </tr> </tbody> </table> | Code | Description | Qty | UOM | VM1054A0 | H7.8 PRESSURE REDUCER RING NUT | 1.000 | PC | | | | | | | | | | | | | | | | | |
| | | | Code | Description | Qty | UOM | | | | | | | | | | | | | | | | | | | | | | | | |
| VM1054A0 | H7.8 PRESSURE REDUCER RING NUT | 1.000 | PC | | | | | | | | | | | | | | | | | | | | | | | | | | | |
| KVL1117A | EUR MM 2016+LMT FILTER+PRESS. RED. KIT | <table border="1"> <thead> <tr> <th>Code</th> <th>Description</th> <th>Qty</th> <th>UOM</th> </tr> </thead> <tbody> <tr> <td>0H7472A1</td> <td>DISTRIBUTOR SUPPORT PLATE</td> <td>1.000</td> <td>PC</td> </tr> <tr> <td>RC1004A0</td> <td>Ø10-Ø8-8 Y CONNECTION</td> <td>1.000</td> <td>PC</td> </tr> <tr> <td>RC1243A0</td> <td>Ø10F-Ø10M ELBOW CONNECTION + JG END KIT</td> <td>1.000</td> <td>PC</td> </tr> <tr> <td>RC1372A0</td> <td>Ø10M-1/4 M CIL. STRAIGHT FITTING</td> <td>2.000</td> <td>PC</td> </tr> <tr> <td>VH1220A1</td> <td>4,2x12 TCB SELF-TAPPIN G SCREW</td> <td>4.000</td> <td>PC</td> </tr> <tr> <td>VL1014B3</td> <td>VL1014B3</td> <td>1.000</td> <td>PC</td> </tr> </tbody> </table> | Code | Description | Qty | UOM | 0H7472A1 | DISTRIBUTOR SUPPORT PLATE | 1.000 | PC | RC1004A0 | Ø10-Ø8-8 Y CONNECTION | 1.000 | PC | RC1243A0 | Ø10F-Ø10M ELBOW CONNECTION + JG END KIT | 1.000 | PC | RC1372A0 | Ø10M-1/4 M CIL. STRAIGHT FITTING | 2.000 | PC | VH1220A1 | 4,2x12 TCB SELF-TAPPIN G SCREW | 4.000 | PC | VL1014B3 | VL1014B3 | 1.000 | PC |
| Code | Description | Qty | UOM | | | | | | | | | | | | | | | | | | | | | | | | | | | |
| 0H7472A1 | DISTRIBUTOR SUPPORT PLATE | 1.000 | PC | | | | | | | | | | | | | | | | | | | | | | | | | | | |
| RC1004A0 | Ø10-Ø8-8 Y CONNECTION | 1.000 | PC | | | | | | | | | | | | | | | | | | | | | | | | | | | |
| RC1243A0 | Ø10F-Ø10M ELBOW CONNECTION + JG END KIT | 1.000 | PC | | | | | | | | | | | | | | | | | | | | | | | | | | | |
| RC1372A0 | Ø10M-1/4 M CIL. STRAIGHT FITTING | 2.000 | PC | | | | | | | | | | | | | | | | | | | | | | | | | | | |
| VH1220A1 | 4,2x12 TCB SELF-TAPPIN G SCREW | 4.000 | PC | | | | | | | | | | | | | | | | | | | | | | | | | | | |
| VL1014B3 | VL1014B3 | 1.000 | PC | | | | | | | | | | | | | | | | | | | | | | | | | | | |

| COMPONENT | | | SPARE PART | | | | | | | | | | | | | | | | | | | | | | | | | | | | | | | | | | | | | | | | | | | | | | | | | | |
|-----------|--|--|------------|--|---|-------------|-------------|-----|-----|----------|---|--------|----|----------|--------------------------------------|-------|----|----------|--------------------------------|-------|----|----------|---|-------|----|----------|---------------------------------|-------|----|----------|-------------------------|-------|---|----------|-------------------------------|-------|----|----------|--|-------|----|----------|----------|-------|----|----------|-------------------------------------|-------|----|----------|--------------------------------|-------|----|
| Code | Description | Image | Code | Description | Kit components | | | | | | | | | | | | | | | | | | | | | | | | | | | | | | | | | | | | | | | | | | | | | | | | |
| VM1054A | H7.8 PRESSURE REDUCER RING NUT |  | KVL1117A | EUR MM 2016+LMT FILTER+PRESS. RED. KIT | <table border="1"> <thead> <tr> <th>Code</th> <th>Description</th> <th>Qty</th> <th>UOM</th> </tr> </thead> <tbody> <tr> <td>VL1034C0</td> <td>MESH WATER FILTER D10</td> <td>1.000</td> <td>PC</td> </tr> <tr> <td>VL1062C0</td> <td>PRESSURE REDUCER-FILTER LOCKING FORK</td> <td>1.000</td> <td>PC</td> </tr> <tr> <td>VM1054A0</td> <td>H7.8 PRESSURE REDUCER RING NUT</td> <td>1.000</td> <td>PC</td> </tr> </tbody> </table> | Code | Description | Qty | UOM | VL1034C0 | MESH WATER FILTER D10 | 1.000 | PC | VL1062C0 | PRESSURE REDUCER-FILTER LOCKING FORK | 1.000 | PC | VM1054A0 | H7.8 PRESSURE REDUCER RING NUT | 1.000 | PC | | | | | | | | | | | | | | | | | | | | | | | | | | | | | | | | |
| | | | | | Code | Description | Qty | UOM | | | | | | | | | | | | | | | | | | | | | | | | | | | | | | | | | | | | | | | | | | | | | |
| VL1034C0 | MESH WATER FILTER D10 | 1.000 | PC | | | | | | | | | | | | | | | | | | | | | | | | | | | | | | | | | | | | | | | | | | | | | | | | | | |
| VL1062C0 | PRESSURE REDUCER-FILTER LOCKING FORK | 1.000 | PC | | | | | | | | | | | | | | | | | | | | | | | | | | | | | | | | | | | | | | | | | | | | | | | | | | |
| VM1054A0 | H7.8 PRESSURE REDUCER RING NUT | 1.000 | PC | | | | | | | | | | | | | | | | | | | | | | | | | | | | | | | | | | | | | | | | | | | | | | | | | | |
| RC1243A | Ø10F-Ø10M ELBOW CONNECTION + JG END KIT |  | KVL1163A | MINDMAPS INLET CONNECTING PIPE KIT | <table border="1"> <thead> <tr> <th>Code</th> <th>Description</th> <th>Qty</th> <th>UOM</th> </tr> </thead> <tbody> <tr> <td>0H8038A0</td> <td>MM REDUCER SUPPORT PLATE</td> <td>1.000</td> <td>PC</td> </tr> <tr> <td>0H8039A0</td> <td>MM COMPACT REDUCER SUPPORT PLATE</td> <td>1.000</td> <td>PC</td> </tr> <tr> <td>CH1026A0</td> <td>UNOX JOHN GUEST SPANNER D8-D10</td> <td>1.000</td> <td>PC</td> </tr> <tr> <td>RC1243A0</td> <td>Ø10F-Ø10M ELBOW CONNECTION + JG END KIT</td> <td>2.000</td> <td>PC</td> </tr> <tr> <td>RC1396A0</td> <td>JG D10-1/4 STRAIGHT END FITTING</td> <td>2.000</td> <td>PC</td> </tr> <tr> <td>TB2243A0</td> <td>D10 PE TRANSPARENT PIPE</td> <td>1.500</td> <td>M</td> </tr> <tr> <td>VI1220A1</td> <td>4,2x12 TCB SELF-TAPPING SCREW</td> <td>2.000</td> <td>PC</td> </tr> <tr> <td>VI1950A0</td> <td>ST. STEEL 4,2X13 TCB SELF-DRILLING SCREW</td> <td>1.000</td> <td>PC</td> </tr> <tr> <td>VL1014B3</td> <td>VL1014B3</td> <td>1.000</td> <td>PC</td> </tr> <tr> <td>VL1135A1</td> <td>3/4-JG10 CONNECTOR + FILTER AND NRV</td> <td>1.000</td> <td>PC</td> </tr> <tr> <td>VM1054A0</td> <td>H7.8 PRESSURE REDUCER RING NUT</td> <td>1.000</td> <td>PC</td> </tr> </tbody> </table> | Code | Description | Qty | UOM | 0H8038A0 | MM REDUCER SUPPORT PLATE | 1.000 | PC | 0H8039A0 | MM COMPACT REDUCER SUPPORT PLATE | 1.000 | PC | CH1026A0 | UNOX JOHN GUEST SPANNER D8-D10 | 1.000 | PC | RC1243A0 | Ø10F-Ø10M ELBOW CONNECTION + JG END KIT | 2.000 | PC | RC1396A0 | JG D10-1/4 STRAIGHT END FITTING | 2.000 | PC | TB2243A0 | D10 PE TRANSPARENT PIPE | 1.500 | M | VI1220A1 | 4,2x12 TCB SELF-TAPPING SCREW | 2.000 | PC | VI1950A0 | ST. STEEL 4,2X13 TCB SELF-DRILLING SCREW | 1.000 | PC | VL1014B3 | VL1014B3 | 1.000 | PC | VL1135A1 | 3/4-JG10 CONNECTOR + FILTER AND NRV | 1.000 | PC | VM1054A0 | H7.8 PRESSURE REDUCER RING NUT | 1.000 | PC |
| Code | Description | Qty | UOM | | | | | | | | | | | | | | | | | | | | | | | | | | | | | | | | | | | | | | | | | | | | | | | | | | |
| 0H8038A0 | MM REDUCER SUPPORT PLATE | 1.000 | PC | | | | | | | | | | | | | | | | | | | | | | | | | | | | | | | | | | | | | | | | | | | | | | | | | | |
| 0H8039A0 | MM COMPACT REDUCER SUPPORT PLATE | 1.000 | PC | | | | | | | | | | | | | | | | | | | | | | | | | | | | | | | | | | | | | | | | | | | | | | | | | | |
| CH1026A0 | UNOX JOHN GUEST SPANNER D8-D10 | 1.000 | PC | | | | | | | | | | | | | | | | | | | | | | | | | | | | | | | | | | | | | | | | | | | | | | | | | | |
| RC1243A0 | Ø10F-Ø10M ELBOW CONNECTION + JG END KIT | 2.000 | PC | | | | | | | | | | | | | | | | | | | | | | | | | | | | | | | | | | | | | | | | | | | | | | | | | | |
| RC1396A0 | JG D10-1/4 STRAIGHT END FITTING | 2.000 | PC | | | | | | | | | | | | | | | | | | | | | | | | | | | | | | | | | | | | | | | | | | | | | | | | | | |
| TB2243A0 | D10 PE TRANSPARENT PIPE | 1.500 | M | | | | | | | | | | | | | | | | | | | | | | | | | | | | | | | | | | | | | | | | | | | | | | | | | | |
| VI1220A1 | 4,2x12 TCB SELF-TAPPING SCREW | 2.000 | PC | | | | | | | | | | | | | | | | | | | | | | | | | | | | | | | | | | | | | | | | | | | | | | | | | | |
| VI1950A0 | ST. STEEL 4,2X13 TCB SELF-DRILLING SCREW | 1.000 | PC | | | | | | | | | | | | | | | | | | | | | | | | | | | | | | | | | | | | | | | | | | | | | | | | | | |
| VL1014B3 | VL1014B3 | 1.000 | PC | | | | | | | | | | | | | | | | | | | | | | | | | | | | | | | | | | | | | | | | | | | | | | | | | | |
| VL1135A1 | 3/4-JG10 CONNECTOR + FILTER AND NRV | 1.000 | PC | | | | | | | | | | | | | | | | | | | | | | | | | | | | | | | | | | | | | | | | | | | | | | | | | | |
| VM1054A0 | H7.8 PRESSURE REDUCER RING NUT | 1.000 | PC | | | | | | | | | | | | | | | | | | | | | | | | | | | | | | | | | | | | | | | | | | | | | | | | | | |
| | | | KRC1243A | Ø10F-Ø10M ELBOW CONN + JG END 10 PCS KIT | <table border="1"> <thead> <tr> <th>Code</th> <th>Description</th> <th>Qty</th> <th>UOM</th> </tr> </thead> <tbody> <tr> <td>RC1243A0</td> <td>Ø10F-Ø10M ELBOW CONNECTION + JG END KIT</td> <td>10.000</td> <td>PC</td> </tr> </tbody> </table> | Code | Description | Qty | UOM | RC1243A0 | Ø10F-Ø10M ELBOW CONNECTION + JG END KIT | 10.000 | PC | | | | | | | | | | | | | | | | | | | | | | | | | | | | | | | | | | | | | | | | |
| Code | Description | Qty | UOM | | | | | | | | | | | | | | | | | | | | | | | | | | | | | | | | | | | | | | | | | | | | | | | | | | |
| RC1243A0 | Ø10F-Ø10M ELBOW CONNECTION + JG END KIT | 10.000 | PC | | | | | | | | | | | | | | | | | | | | | | | | | | | | | | | | | | | | | | | | | | | | | | | | | | |




| COMPONENT | | | SPARE PART | | | | | | | | | | |
|--|---|---|------------|--|--|--|-------------|-----|-----|----------|---|---------|----|
| Code | Description | Image | Code | Description | Kit components | | | | | | | | |
| TB1099A | TB3130A-D10 WATER CONNECTING PIPE |  | KTB2599A | Ø10 PET WATER PIPE TB2243A0 100M KIT | <table border="1"> <thead> <tr> <th>Code</th> <th>Description</th> <th>Qty</th> <th>UOM</th> </tr> </thead> <tbody> <tr> <td>TB2243A0</td> <td>D10 PE TRANSPAREN T PIPE</td> <td>100.000</td> <td>M</td> </tr> </tbody> </table> | Code | Description | Qty | UOM | TB2243A0 | D10 PE TRANSPAREN T PIPE | 100.000 | M |
| | | | | | Code | Description | Qty | UOM | | | | | |
| TB2243A0 | D10 PE TRANSPAREN T PIPE | 100.000 | M | | | | | | | | | | |
| <table border="1"> <thead> <tr> <th>Code</th> <th>Description</th> <th>Qty</th> <th>UOM</th> </tr> </thead> <tbody> <tr> <td>TB2243A0</td> <td>D10 PE TRANSPAREN T PIPE</td> <td>3.000</td> <td>M</td> </tr> </tbody> </table> | Code | Description | Qty | UOM | TB2243A0 | D10 PE TRANSPAREN T PIPE | 3.000 | M | | | | | |
| Code | Description | Qty | UOM | | | | | | | | | | |
| TB2243A0 | D10 PE TRANSPAREN T PIPE | 3.000 | M | | | | | | | | | | |
| VL1135A | 3/4-JG10 CONNECTOR + FILTER AND NRV |  | KVL1135A | 3/4-JG10 FITTING WITH FILTER AND VNR KIT | <table border="1"> <thead> <tr> <th>Code</th> <th>Description</th> <th>Qty</th> <th>UOM</th> </tr> </thead> <tbody> <tr> <td>RC1360A0</td> <td>10 - 10 JG ELBOW FITTING</td> <td>1.000</td> <td>PC</td> </tr> </tbody> </table> | Code | Description | Qty | UOM | RC1360A0 | 10 - 10 JG ELBOW FITTING | 1.000 | PC |
| | | | | | Code | Description | Qty | UOM | | | | | |
| RC1360A0 | 10 - 10 JG ELBOW FITTING | 1.000 | PC | | | | | | | | | | |
| <table border="1"> <thead> <tr> <th>Code</th> <th>Description</th> <th>Qty</th> <th>UOM</th> </tr> </thead> <tbody> <tr> <td>VL1135A1</td> <td>3/4-JG10 CONNECTOR + FILTER AND NRV</td> <td>1.000</td> <td>PC</td> </tr> </tbody> </table> | Code | Description | Qty | UOM | VL1135A1 | 3/4-JG10 CONNECTOR + FILTER AND NRV | 1.000 | PC | | | | | |
| Code | Description | Qty | UOM | | | | | | | | | | |
| VL1135A1 | 3/4-JG10 CONNECTOR + FILTER AND NRV | 1.000 | PC | | | | | | | | | | |
| RC1414A | D12 HOSE CLAMP |  | KRC1414A | D11-12 HOSE SNAP CLAMP 10 PCS KIT | <table border="1"> <thead> <tr> <th>Code</th> <th>Description</th> <th>Qty</th> <th>UOM</th> </tr> </thead> <tbody> <tr> <td>RC1414A0</td> <td>D12 HOSE CLAMP</td> <td>50.000</td> <td>PC</td> </tr> </tbody> </table> | Code | Description | Qty | UOM | RC1414A0 | D12 HOSE CLAMP | 50.000 | PC |
| | | | | | Code | Description | Qty | UOM | | | | | |
| RC1414A0 | D12 HOSE CLAMP | 50.000 | PC | | | | | | | | | | |
| <table border="1"> <thead> <tr> <th>Code</th> <th>Description</th> <th>Qty</th> <th>UOM</th> </tr> </thead> <tbody> <tr> <td>VM1794A0</td> <td>250x4.8 PA66 BLACK CLAMP</td> <td>1.000</td> <td>PC</td> </tr> </tbody> </table> | Code | Description | Qty | UOM | VM1794A0 | 250x4.8 PA66 BLACK CLAMP | 1.000 | PC | | | | | |
| Code | Description | Qty | UOM | | | | | | | | | | |
| VM1794A0 | 250x4.8 PA66 BLACK CLAMP | 1.000 | PC | | | | | | | | | | |
| TB3251A | TB3131A-H2O STEAM INLET PIPE |  | KTB3131A | WHITE-BLACK 6X12 STEAM PIPE 3M KIT | <table border="1"> <thead> <tr> <th>Code</th> <th>Description</th> <th>Qty</th> <th>UOM</th> </tr> </thead> <tbody> <tr> <td>TB3131A0</td> <td>WHITE-BLACK EPDM TEXTILE BRAID HOSE 6x12</td> <td>3.000</td> <td>M</td> </tr> </tbody> </table> | Code | Description | Qty | UOM | TB3131A0 | WHITE-BLACK EPDM TEXTILE BRAID HOSE 6x12 | 3.000 | M |
| | | | | | Code | Description | Qty | UOM | | | | | |
| TB3131A0 | WHITE-BLACK EPDM TEXTILE BRAID HOSE 6x12 | 3.000 | M | | | | | | | | | | |
| <table border="1"> <thead> <tr> <th>Code</th> <th>Description</th> <th>Qty</th> <th>UOM</th> </tr> </thead> <tbody> <tr> <td>VM1794A0</td> <td>250x4.8 PA66 BLACK CLAMP</td> <td>1.000</td> <td>PC</td> </tr> </tbody> </table> | Code | Description | Qty | UOM | VM1794A0 | 250x4.8 PA66 BLACK CLAMP | 1.000 | PC | | | | | |
| Code | Description | Qty | UOM | | | | | | | | | | |
| VM1794A0 | 250x4.8 PA66 BLACK CLAMP | 1.000 | PC | | | | | | | | | | |
| VL1086A | LIMESCALE REMOVER NEODYMIUM MAGNET |  | KVL1086A | NEODYMIUM MAGNET ANTI-LIMESCALE KI | <table border="1"> <thead> <tr> <th>Code</th> <th>Description</th> <th>Qty</th> <th>UOM</th> </tr> </thead> <tbody> <tr> <td>VL1086A0</td> <td>LIMESCALE REMOVER NEODYMIUM MAGNET</td> <td>2.000</td> <td>PC</td> </tr> </tbody> </table> | Code | Description | Qty | UOM | VL1086A0 | LIMESCALE REMOVER NEODYMIUM MAGNET | 2.000 | PC |
| | | | | | Code | Description | Qty | UOM | | | | | |
| VL1086A0 | LIMESCALE REMOVER NEODYMIUM MAGNET | 2.000 | PC | | | | | | | | | | |
| <table border="1"> <thead> <tr> <th>Code</th> <th>Description</th> <th>Qty</th> <th>UOM</th> </tr> </thead> <tbody> <tr> <td>VM1794A0</td> <td>250x4.8 PA66 BLACK CLAMP</td> <td>1.000</td> <td>PC</td> </tr> </tbody> </table> | Code | Description | Qty | UOM | VM1794A0 | 250x4.8 PA66 BLACK CLAMP | 1.000 | PC | | | | | |
| Code | Description | Qty | UOM | | | | | | | | | | |
| VM1794A0 | 250x4.8 PA66 BLACK CLAMP | 1.000 | PC | | | | | | | | | | |





| COMPONENT | | | SPARE PART | | | | | | | | | | | | | | | | | | | | | | | | | | | | | | | | | | | | | | | | | | | | | | | | | | | | | | | | | | | | | | | | | | | | | | |
|-----------|---|---|------------|--|--|------|-------------|-----|-----|----------|----------------|-------|----|----------|------------------------------------|-------|----|----------|-------------------------------------|-------|----|----------|---|-------|----|----------|-------------------------|-------|----|----------|------------|-------|----|----------|----------------------------|-------|----|----------|--|-------|----|----------|--------------------|-------|----|----------|--|-------|----|----------|--|-------|----|----------|--|-------|----|----------|------------------------------|-------|----|----------|--------------------------|-------|----|----------|---------------------------------|-------|----|----------|-------------------------|-------|----|
| Code | Description | Image | Code | Description | Kit components | | | | | | | | | | | | | | | | | | | | | | | | | | | | | | | | | | | | | | | | | | | | | | | | | | | | | | | | | | | | | | | | | | | | |
| VL1096A | 2PCS T-SHAPED FIT-D6-D10 HOLD-MAGNET |  | KVL1096A | T - SHAPED FIT-D6-D10 HOLD-2 MAGNETS KIT | <table border="1"> <thead> <tr> <th>Code</th> <th>Description</th> <th>Qty</th> <th>UOM</th> </tr> </thead> <tbody> <tr> <td>RC1414A0</td> <td>D12 HOSE CLAMP</td> <td>2.000</td> <td>PC</td> </tr> <tr> <td>VL1086A0</td> <td>LIMESCALE REMOVER NEODYMIUM MAGNET</td> <td>2.000</td> <td>PC</td> </tr> <tr> <td>VL1096A1</td> <td>2PCS T-SHAPED FIT-D6-D10 HOLD-MAGNE</td> <td>1.000</td> <td>PC</td> </tr> </tbody> </table> | Code | Description | Qty | UOM | RC1414A0 | D12 HOSE CLAMP | 2.000 | PC | VL1086A0 | LIMESCALE REMOVER NEODYMIUM MAGNET | 2.000 | PC | VL1096A1 | 2PCS T-SHAPED FIT-D6-D10 HOLD-MAGNE | 1.000 | PC | | | | | | | | | | | | | | | | | | | | | | | | | | | | | | | | | | | | | | | | | | | | | | | | | | | | |
| Code | Description | Qty | UOM | | | | | | | | | | | | | | | | | | | | | | | | | | | | | | | | | | | | | | | | | | | | | | | | | | | | | | | | | | | | | | | | | | | | | | |
| RC1414A0 | D12 HOSE CLAMP | 2.000 | PC | | | | | | | | | | | | | | | | | | | | | | | | | | | | | | | | | | | | | | | | | | | | | | | | | | | | | | | | | | | | | | | | | | | | | | |
| VL1086A0 | LIMESCALE REMOVER NEODYMIUM MAGNET | 2.000 | PC | | | | | | | | | | | | | | | | | | | | | | | | | | | | | | | | | | | | | | | | | | | | | | | | | | | | | | | | | | | | | | | | | | | | | | |
| VL1096A1 | 2PCS T-SHAPED FIT-D6-D10 HOLD-MAGNE | 1.000 | PC | | | | | | | | | | | | | | | | | | | | | | | | | | | | | | | | | | | | | | | | | | | | | | | | | | | | | | | | | | | | | | | | | | | | | | |
| VL1026A | BEND FOR DRAIN PIPE |  | KVL1026A | DRAIN PIPE BEND KI | <table border="1"> <thead> <tr> <th>Code</th> <th>Description</th> <th>Qty</th> <th>UOM</th> </tr> </thead> <tbody> <tr> <td>GN1400A0</td> <td>U-TRAP SEAL</td> <td>1.000</td> <td>PC</td> </tr> <tr> <td>VL1026A0</td> <td>BEND FOR DRAIN PIPE</td> <td>1.000</td> <td>PC</td> </tr> <tr> <td>VM2039A0</td> <td>DRAIN BEND FIXING RING</td> <td>1.000</td> <td>PC</td> </tr> </tbody> </table> | Code | Description | Qty | UOM | GN1400A0 | U-TRAP SEAL | 1.000 | PC | VL1026A0 | BEND FOR DRAIN PIPE | 1.000 | PC | VM2039A0 | DRAIN BEND FIXING RING | 1.000 | PC | | | | | | | | | | | | | | | | | | | | | | | | | | | | | | | | | | | | | | | | | | | | | | | | | | | | |
| Code | Description | Qty | UOM | | | | | | | | | | | | | | | | | | | | | | | | | | | | | | | | | | | | | | | | | | | | | | | | | | | | | | | | | | | | | | | | | | | | | | |
| GN1400A0 | U-TRAP SEAL | 1.000 | PC | | | | | | | | | | | | | | | | | | | | | | | | | | | | | | | | | | | | | | | | | | | | | | | | | | | | | | | | | | | | | | | | | | | | | | |
| VL1026A0 | BEND FOR DRAIN PIPE | 1.000 | PC | | | | | | | | | | | | | | | | | | | | | | | | | | | | | | | | | | | | | | | | | | | | | | | | | | | | | | | | | | | | | | | | | | | | | | |
| VM2039A0 | DRAIN BEND FIXING RING | 1.000 | PC | | | | | | | | | | | | | | | | | | | | | | | | | | | | | | | | | | | | | | | | | | | | | | | | | | | | | | | | | | | | | | | | | | | | | | |
| VM2039A | DRAIN BEND FIXING RING |  | KVL1315A | CBX RECIRCULATION TANK KIT (NO PUMPS) | <table border="1"> <thead> <tr> <th>Code</th> <th>Description</th> <th>Qty</th> <th>UOM</th> </tr> </thead> <tbody> <tr> <td>0H6686A0</td> <td></td> <td>1.000</td> <td>PC</td> </tr> <tr> <td>GN1400A0</td> <td>U-TRAP SEAL</td> <td>1.000</td> <td>PC</td> </tr> <tr> <td>RC1019A0</td> <td>D=10 ELASTIC CLAMP</td> <td>2.000</td> <td>PC</td> </tr> <tr> <td>RC1243A0</td> <td>Ø10F-Ø10M ELBOW CONNECTION + JG END KIT</td> <td>1.000</td> <td>PC</td> </tr> <tr> <td>RC1360A0</td> <td>10 - 10 JG ELBOW FITTIN</td> <td>2.000</td> <td>PC</td> </tr> <tr> <td>RC1378A0</td> <td>HOSE CLAMP</td> <td>1.000</td> <td>PC</td> </tr> <tr> <td>RC1410A0</td> <td>ST STEEL HOSE CLAMP D16-27</td> <td>2.000</td> <td>PC</td> </tr> <tr> <td>SN1053A0</td> <td></td> <td>1.000</td> <td>PC</td> </tr> <tr> <td>SN1061A0</td> <td>D4x175MM NTC PROBE</td> <td>1.000</td> <td>PC</td> </tr> <tr> <td>TB3822A0</td> <td></td> <td>1.000</td> <td>PC</td> </tr> <tr> <td>TB4135A0</td> <td></td> <td>1.000</td> <td>PC</td> </tr> <tr> <td>TB4160A0</td> <td></td> <td>1.000</td> <td>PC</td> </tr> <tr> <td>VI1103A0</td> <td>40X12 TBSP SCREW FOR PLASTIC</td> <td>6.000</td> <td>PC</td> </tr> <tr> <td>VL1315A1</td> <td>ASM TANK BLOCK PUMPS DID</td> <td>1.000</td> <td>PC</td> </tr> <tr> <td>VL1340A0</td> <td>DID JG 10 M-M BYPASS CONNECTION</td> <td>1.000</td> <td>PC</td> </tr> <tr> <td>VL1400A0</td> <td>PARTIAL EDGE BENT DRAIN</td> <td>1.000</td> <td>PC</td> </tr> </tbody> </table> | Code | Description | Qty | UOM | 0H6686A0 | | 1.000 | PC | GN1400A0 | U-TRAP SEAL | 1.000 | PC | RC1019A0 | D=10 ELASTIC CLAMP | 2.000 | PC | RC1243A0 | Ø10F-Ø10M ELBOW CONNECTION + JG END KIT | 1.000 | PC | RC1360A0 | 10 - 10 JG ELBOW FITTIN | 2.000 | PC | RC1378A0 | HOSE CLAMP | 1.000 | PC | RC1410A0 | ST STEEL HOSE CLAMP D16-27 | 2.000 | PC | SN1053A0 | | 1.000 | PC | SN1061A0 | D4x175MM NTC PROBE | 1.000 | PC | TB3822A0 | | 1.000 | PC | TB4135A0 | | 1.000 | PC | TB4160A0 | | 1.000 | PC | VI1103A0 | 40X12 TBSP SCREW FOR PLASTIC | 6.000 | PC | VL1315A1 | ASM TANK BLOCK PUMPS DID | 1.000 | PC | VL1340A0 | DID JG 10 M-M BYPASS CONNECTION | 1.000 | PC | VL1400A0 | PARTIAL EDGE BENT DRAIN | 1.000 | PC |
| Code | Description | Qty | UOM | | | | | | | | | | | | | | | | | | | | | | | | | | | | | | | | | | | | | | | | | | | | | | | | | | | | | | | | | | | | | | | | | | | | | | |
| 0H6686A0 | | 1.000 | PC | | | | | | | | | | | | | | | | | | | | | | | | | | | | | | | | | | | | | | | | | | | | | | | | | | | | | | | | | | | | | | | | | | | | | | |
| GN1400A0 | U-TRAP SEAL | 1.000 | PC | | | | | | | | | | | | | | | | | | | | | | | | | | | | | | | | | | | | | | | | | | | | | | | | | | | | | | | | | | | | | | | | | | | | | | |
| RC1019A0 | D=10 ELASTIC CLAMP | 2.000 | PC | | | | | | | | | | | | | | | | | | | | | | | | | | | | | | | | | | | | | | | | | | | | | | | | | | | | | | | | | | | | | | | | | | | | | | |
| RC1243A0 | Ø10F-Ø10M ELBOW CONNECTION + JG END KIT | 1.000 | PC | | | | | | | | | | | | | | | | | | | | | | | | | | | | | | | | | | | | | | | | | | | | | | | | | | | | | | | | | | | | | | | | | | | | | | |
| RC1360A0 | 10 - 10 JG ELBOW FITTIN | 2.000 | PC | | | | | | | | | | | | | | | | | | | | | | | | | | | | | | | | | | | | | | | | | | | | | | | | | | | | | | | | | | | | | | | | | | | | | | |
| RC1378A0 | HOSE CLAMP | 1.000 | PC | | | | | | | | | | | | | | | | | | | | | | | | | | | | | | | | | | | | | | | | | | | | | | | | | | | | | | | | | | | | | | | | | | | | | | |
| RC1410A0 | ST STEEL HOSE CLAMP D16-27 | 2.000 | PC | | | | | | | | | | | | | | | | | | | | | | | | | | | | | | | | | | | | | | | | | | | | | | | | | | | | | | | | | | | | | | | | | | | | | | |
| SN1053A0 | | 1.000 | PC | | | | | | | | | | | | | | | | | | | | | | | | | | | | | | | | | | | | | | | | | | | | | | | | | | | | | | | | | | | | | | | | | | | | | | |
| SN1061A0 | D4x175MM NTC PROBE | 1.000 | PC | | | | | | | | | | | | | | | | | | | | | | | | | | | | | | | | | | | | | | | | | | | | | | | | | | | | | | | | | | | | | | | | | | | | | | |
| TB3822A0 | | 1.000 | PC | | | | | | | | | | | | | | | | | | | | | | | | | | | | | | | | | | | | | | | | | | | | | | | | | | | | | | | | | | | | | | | | | | | | | | |
| TB4135A0 | | 1.000 | PC | | | | | | | | | | | | | | | | | | | | | | | | | | | | | | | | | | | | | | | | | | | | | | | | | | | | | | | | | | | | | | | | | | | | | | |
| TB4160A0 | | 1.000 | PC | | | | | | | | | | | | | | | | | | | | | | | | | | | | | | | | | | | | | | | | | | | | | | | | | | | | | | | | | | | | | | | | | | | | | | |
| VI1103A0 | 40X12 TBSP SCREW FOR PLASTIC | 6.000 | PC | | | | | | | | | | | | | | | | | | | | | | | | | | | | | | | | | | | | | | | | | | | | | | | | | | | | | | | | | | | | | | | | | | | | | | |
| VL1315A1 | ASM TANK BLOCK PUMPS DID | 1.000 | PC | | | | | | | | | | | | | | | | | | | | | | | | | | | | | | | | | | | | | | | | | | | | | | | | | | | | | | | | | | | | | | | | | | | | | | |
| VL1340A0 | DID JG 10 M-M BYPASS CONNECTION | 1.000 | PC | | | | | | | | | | | | | | | | | | | | | | | | | | | | | | | | | | | | | | | | | | | | | | | | | | | | | | | | | | | | | | | | | | | | | | |
| VL1400A0 | PARTIAL EDGE BENT DRAIN | 1.000 | PC | | | | | | | | | | | | | | | | | | | | | | | | | | | | | | | | | | | | | | | | | | | | | | | | | | | | | | | | | | | | | | | | | | | | | | |







| COMPONENT | | | SPARE PART | | | | | | | | | | | | | | | | | | | | | | | | | | | | | | | | | | | | | | | | | | | | | | | | | | | | | | | | | | | | | | | | | | | | | | | | | | | | | | | | | | | | | | | |
|-----------|--|---|------------|--|--|------|-------------|------------------------------|-------|----------|--------------------------------|-------|-------|----------|-----------------------|-------------------------------|-------|----------|---------------------------|-------------|-------|----------|--------------------------|------------------------|-------|----|----------|--------------------------------|-------|----|----------|-----------------------|-------|----|----------|-------------------------------------|-------|----|----------|--|-------|----|----------|----------------------------|-------|----|----------|------------|-------|----|----------|----------------------------------|-------|----|----------|--|-------|----|----------|-----------------------|-------|----|----------|--|-------|----|----------|--|-------|----|----------|--|-------|----|----------|------------------------------------|-------|----|----------|--------------------------------------|-------|----|----------|---|-------|----|----------|--------------------------------|-------|----|
| Code | Description | Image | Code | Description | Kit components | | | | | | | | | | | | | | | | | | | | | | | | | | | | | | | | | | | | | | | | | | | | | | | | | | | | | | | | | | | | | | | | | | | | | | | | | | | | | | | | | | | | | |
| VM2039A | DRAIN BEND FIXING RING |  | KVL1315A | CBX RECIRCULATION TANK KIT (NO PUMPS) | <table border="1"> <thead> <tr> <th>Code</th> <th>Description</th> <th>Qty</th> <th>UOM</th> </tr> </thead> <tbody> <tr> <td>VL1407A0</td> <td>DID PRESSURE REDUCER SET</td> <td>1.000</td> <td>PC</td> </tr> <tr> <td>VM1802A0</td> <td>DID TANKS FLAP PIN</td> <td>1.000</td> <td>PC</td> </tr> <tr> <td>VM2039A0</td> <td>DRAIN BEND FIXING RING</td> <td>1.000</td> <td>PC</td> </tr> <tr> <td>VM2640A0</td> <td>DRAIN PUMP PROTECTION</td> <td>1.000</td> <td>PC</td> </tr> </tbody> </table> | Code | Description | Qty | UOM | VL1407A0 | DID PRESSURE REDUCER SET | 1.000 | PC | VM1802A0 | DID TANKS FLAP PIN | 1.000 | PC | VM2039A0 | DRAIN BEND FIXING RING | 1.000 | PC | VM2640A0 | DRAIN PUMP PROTECTION | 1.000 | PC | | | | | | | | | | | | | | | | | | | | | | | | | | | | | | | | | | | | | | | | | | | | | | | | | | | | | | | | | | | | | | | | | |
| | | | Code | | Description | Qty | UOM | | | | | | | | | | | | | | | | | | | | | | | | | | | | | | | | | | | | | | | | | | | | | | | | | | | | | | | | | | | | | | | | | | | | | | | | | | | | | | | | | | | |
| VL1407A0 | DID PRESSURE REDUCER SET | 1.000 | PC | | | | | | | | | | | | | | | | | | | | | | | | | | | | | | | | | | | | | | | | | | | | | | | | | | | | | | | | | | | | | | | | | | | | | | | | | | | | | | | | | | | | | | | |
| VM1802A0 | DID TANKS FLAP PIN | 1.000 | PC | | | | | | | | | | | | | | | | | | | | | | | | | | | | | | | | | | | | | | | | | | | | | | | | | | | | | | | | | | | | | | | | | | | | | | | | | | | | | | | | | | | | | | | |
| VM2039A0 | DRAIN BEND FIXING RING | 1.000 | PC | | | | | | | | | | | | | | | | | | | | | | | | | | | | | | | | | | | | | | | | | | | | | | | | | | | | | | | | | | | | | | | | | | | | | | | | | | | | | | | | | | | | | | | |
| VM2640A0 | DRAIN PUMP PROTECTION | 1.000 | PC | | | | | | | | | | | | | | | | | | | | | | | | | | | | | | | | | | | | | | | | | | | | | | | | | | | | | | | | | | | | | | | | | | | | | | | | | | | | | | | | | | | | | | | |
| KVL1310A | COMPLETE CBX RECIRC TANK GROUP KIT | <table border="1"> <thead> <tr> <th>Code</th> <th>Description</th> <th>Qty</th> <th>UOM</th> </tr> </thead> <tbody> <tr> <td>0H5760A0</td> <td>CN1016 CAPACITOR COVER</td> <td>1.000</td> <td>PC</td> </tr> <tr> <td>0H6686A0</td> <td></td> <td>1.000</td> <td>PC</td> </tr> <tr> <td>CN1016A0</td> <td>CE/UL 500V 2.5 µF CAPACITO</td> <td>1.000</td> <td>PC</td> </tr> <tr> <td>GN1400A0</td> <td>U-TRAP SEAL</td> <td>1.000</td> <td>PC</td> </tr> <tr> <td>PM1013A0</td> <td>240V 32W DRAIN PUMP</td> <td>1.000</td> <td>PC</td> </tr> <tr> <td>PM1018A0</td> <td>240V 100W RECYCLING PUMP</td> <td>1.000</td> <td>PC</td> </tr> <tr> <td>RC1019A0</td> <td>D=10 ELASTIC CLAMP</td> <td>2.000</td> <td>PC</td> </tr> <tr> <td>RC1046A0</td> <td>D10-16 H9 ST STEEL HOSE CLAMP</td> <td>1.000</td> <td>PC</td> </tr> <tr> <td>RC1243A0</td> <td>Ø10F-Ø10M ELBOW CONNECTION + JG END KIT</td> <td>1.000</td> <td>PC</td> </tr> <tr> <td>RC1360A0</td> <td>10 - 10 JG ELBOW FITTIN</td> <td>2.000</td> <td>PC</td> </tr> <tr> <td>RC1378A0</td> <td>HOSE CLAMP</td> <td>1.000</td> <td>PC</td> </tr> <tr> <td>RC1410A0</td> <td>ST STEEL HOSE CLAMP D16-27</td> <td>6.000</td> <td>PC</td> </tr> <tr> <td>SN1053A0</td> <td></td> <td>1.000</td> <td>PC</td> </tr> <tr> <td>SN1061A0</td> <td>D4x175MM NTC PROBE</td> <td>1.000</td> <td>PC</td> </tr> <tr> <td>TB3822A0</td> <td></td> <td>2.000</td> <td>PC</td> </tr> <tr> <td>TB4135A0</td> <td></td> <td>1.000</td> <td>PC</td> </tr> <tr> <td>TB4160A0</td> <td></td> <td>1.000</td> <td>PC</td> </tr> <tr> <td>VI1103A0</td> <td>40X12 TBSP SCREW FOR PLASTIC</td> <td>9.000</td> <td>PC</td> </tr> <tr> <td>VI1220A1</td> <td>4,2x12 TCB SELF-TAPPIN G SCREW</td> <td>2.000</td> <td>PC</td> </tr> <tr> <td>VL1178A0</td> <td>EPDM O-RIN INNER D 10.8 STRING 1.78</td> <td>2.000</td> <td>PC</td> </tr> <tr> <td>VL1315A1</td> <td>ASM TANK BLOCK PUMPS DID</td> <td>1.000</td> <td>PC</td> </tr> </tbody> </table> | Code | Description | Qty | UOM | 0H5760A0 | CN1016 CAPACITOR COVER | 1.000 | PC | 0H6686A0 | | 1.000 | PC | CN1016A0 | CE/UL 500V 2.5 µF CAPACITO | 1.000 | PC | GN1400A0 | U-TRAP SEAL | 1.000 | PC | PM1013A0 | 240V 32W DRAIN PUMP | 1.000 | PC | PM1018A0 | 240V 100W RECYCLING PUMP | 1.000 | PC | RC1019A0 | D=10 ELASTIC CLAMP | 2.000 | PC | RC1046A0 | D10-16 H9 ST STEEL HOSE CLAMP | 1.000 | PC | RC1243A0 | Ø10F-Ø10M ELBOW CONNECTION + JG END KIT | 1.000 | PC | RC1360A0 | 10 - 10 JG ELBOW FITTIN | 2.000 | PC | RC1378A0 | HOSE CLAMP | 1.000 | PC | RC1410A0 | ST STEEL HOSE CLAMP D16-27 | 6.000 | PC | SN1053A0 | | 1.000 | PC | SN1061A0 | D4x175MM NTC PROBE | 1.000 | PC | TB3822A0 | | 2.000 | PC | TB4135A0 | | 1.000 | PC | TB4160A0 | | 1.000 | PC | VI1103A0 | 40X12 TBSP SCREW FOR PLASTIC | 9.000 | PC | VI1220A1 | 4,2x12 TCB SELF-TAPPIN G SCREW | 2.000 | PC | VL1178A0 | EPDM O-RIN INNER D 10.8 STRING 1.78 | 2.000 | PC | VL1315A1 | ASM TANK BLOCK PUMPS DID | 1.000 | PC |
| Code | Description | Qty | UOM | | | | | | | | | | | | | | | | | | | | | | | | | | | | | | | | | | | | | | | | | | | | | | | | | | | | | | | | | | | | | | | | | | | | | | | | | | | | | | | | | | | | | | | |
| 0H5760A0 | CN1016 CAPACITOR COVER | 1.000 | PC | | | | | | | | | | | | | | | | | | | | | | | | | | | | | | | | | | | | | | | | | | | | | | | | | | | | | | | | | | | | | | | | | | | | | | | | | | | | | | | | | | | | | | | |
| 0H6686A0 | | 1.000 | PC | | | | | | | | | | | | | | | | | | | | | | | | | | | | | | | | | | | | | | | | | | | | | | | | | | | | | | | | | | | | | | | | | | | | | | | | | | | | | | | | | | | | | | | |
| CN1016A0 | CE/UL 500V 2.5 µF CAPACITO | 1.000 | PC | | | | | | | | | | | | | | | | | | | | | | | | | | | | | | | | | | | | | | | | | | | | | | | | | | | | | | | | | | | | | | | | | | | | | | | | | | | | | | | | | | | | | | | |
| GN1400A0 | U-TRAP SEAL | 1.000 | PC | | | | | | | | | | | | | | | | | | | | | | | | | | | | | | | | | | | | | | | | | | | | | | | | | | | | | | | | | | | | | | | | | | | | | | | | | | | | | | | | | | | | | | | |
| PM1013A0 | 240V 32W DRAIN PUMP | 1.000 | PC | | | | | | | | | | | | | | | | | | | | | | | | | | | | | | | | | | | | | | | | | | | | | | | | | | | | | | | | | | | | | | | | | | | | | | | | | | | | | | | | | | | | | | | |
| PM1018A0 | 240V 100W RECYCLING PUMP | 1.000 | PC | | | | | | | | | | | | | | | | | | | | | | | | | | | | | | | | | | | | | | | | | | | | | | | | | | | | | | | | | | | | | | | | | | | | | | | | | | | | | | | | | | | | | | | |
| RC1019A0 | D=10 ELASTIC CLAMP | 2.000 | PC | | | | | | | | | | | | | | | | | | | | | | | | | | | | | | | | | | | | | | | | | | | | | | | | | | | | | | | | | | | | | | | | | | | | | | | | | | | | | | | | | | | | | | | |
| RC1046A0 | D10-16 H9 ST STEEL HOSE CLAMP | 1.000 | PC | | | | | | | | | | | | | | | | | | | | | | | | | | | | | | | | | | | | | | | | | | | | | | | | | | | | | | | | | | | | | | | | | | | | | | | | | | | | | | | | | | | | | | | |
| RC1243A0 | Ø10F-Ø10M ELBOW CONNECTION + JG END KIT | 1.000 | PC | | | | | | | | | | | | | | | | | | | | | | | | | | | | | | | | | | | | | | | | | | | | | | | | | | | | | | | | | | | | | | | | | | | | | | | | | | | | | | | | | | | | | | | |
| RC1360A0 | 10 - 10 JG ELBOW FITTIN | 2.000 | PC | | | | | | | | | | | | | | | | | | | | | | | | | | | | | | | | | | | | | | | | | | | | | | | | | | | | | | | | | | | | | | | | | | | | | | | | | | | | | | | | | | | | | | | |
| RC1378A0 | HOSE CLAMP | 1.000 | PC | | | | | | | | | | | | | | | | | | | | | | | | | | | | | | | | | | | | | | | | | | | | | | | | | | | | | | | | | | | | | | | | | | | | | | | | | | | | | | | | | | | | | | | |
| RC1410A0 | ST STEEL HOSE CLAMP D16-27 | 6.000 | PC | | | | | | | | | | | | | | | | | | | | | | | | | | | | | | | | | | | | | | | | | | | | | | | | | | | | | | | | | | | | | | | | | | | | | | | | | | | | | | | | | | | | | | | |
| SN1053A0 | | 1.000 | PC | | | | | | | | | | | | | | | | | | | | | | | | | | | | | | | | | | | | | | | | | | | | | | | | | | | | | | | | | | | | | | | | | | | | | | | | | | | | | | | | | | | | | | | |
| SN1061A0 | D4x175MM NTC PROBE | 1.000 | PC | | | | | | | | | | | | | | | | | | | | | | | | | | | | | | | | | | | | | | | | | | | | | | | | | | | | | | | | | | | | | | | | | | | | | | | | | | | | | | | | | | | | | | | |
| TB3822A0 | | 2.000 | PC | | | | | | | | | | | | | | | | | | | | | | | | | | | | | | | | | | | | | | | | | | | | | | | | | | | | | | | | | | | | | | | | | | | | | | | | | | | | | | | | | | | | | | | |
| TB4135A0 | | 1.000 | PC | | | | | | | | | | | | | | | | | | | | | | | | | | | | | | | | | | | | | | | | | | | | | | | | | | | | | | | | | | | | | | | | | | | | | | | | | | | | | | | | | | | | | | | |
| TB4160A0 | | 1.000 | PC | | | | | | | | | | | | | | | | | | | | | | | | | | | | | | | | | | | | | | | | | | | | | | | | | | | | | | | | | | | | | | | | | | | | | | | | | | | | | | | | | | | | | | | |
| VI1103A0 | 40X12 TBSP SCREW FOR PLASTIC | 9.000 | PC | | | | | | | | | | | | | | | | | | | | | | | | | | | | | | | | | | | | | | | | | | | | | | | | | | | | | | | | | | | | | | | | | | | | | | | | | | | | | | | | | | | | | | | |
| VI1220A1 | 4,2x12 TCB SELF-TAPPIN G SCREW | 2.000 | PC | | | | | | | | | | | | | | | | | | | | | | | | | | | | | | | | | | | | | | | | | | | | | | | | | | | | | | | | | | | | | | | | | | | | | | | | | | | | | | | | | | | | | | | |
| VL1178A0 | EPDM O-RIN INNER D 10.8 STRING 1.78 | 2.000 | PC | | | | | | | | | | | | | | | | | | | | | | | | | | | | | | | | | | | | | | | | | | | | | | | | | | | | | | | | | | | | | | | | | | | | | | | | | | | | | | | | | | | | | | | |
| VL1315A1 | ASM TANK BLOCK PUMPS DID | 1.000 | PC | | | | | | | | | | | | | | | | | | | | | | | | | | | | | | | | | | | | | | | | | | | | | | | | | | | | | | | | | | | | | | | | | | | | | | | | | | | | | | | | | | | | | | | |




| COMPONENT | | | SPARE PART | | | | | | | | | | | | | | | | | | | | | | | | | | | | | | | | | | | | | | | | | | | | | | |
|-----------|------------------------------------|--|------------|--------------------------------------|--|------|-------------|------------------------------------|-------|----------|------------------------------------|---------------------------|-------|----------|---------------------------|------------------------|-------|----------|---------------------------------|-------|----|----------|---------------------------------|-------|----|----------|-------------------------|-------|----|----------|--------------------------|-------|----|----------|--------------------------|-------|----|----------|--------------------|-------|----|----------|------------------------|-------|----|----------|-----------------------|-------|----|
| Code | Description | Image | Code | Description | Kit components | | | | | | | | | | | | | | | | | | | | | | | | | | | | | | | | | | | | | | | | | | | | |
| VM2039A | DRAIN BEND FIXING RING |  | KVL1310A | COMPLETE CBX RECIRC TANK GROUP KIT | <table border="1"> <thead> <tr> <th>Code</th> <th>Description</th> <th>Qty</th> <th>UOM</th> </tr> </thead> <tbody> <tr> <td>VL1318A0</td> <td>SUPPORTO POMPA RICIRCOLO DI</td> <td>1.000</td> <td>PC</td> </tr> <tr> <td>VL1329A0</td> <td>D24-D16 FITTING</td> <td>1.000</td> <td>PC</td> </tr> <tr> <td>VL1332A0</td> <td>DID TANK CAP</td> <td>1.000</td> <td>PC</td> </tr> <tr> <td>VL1340A0</td> <td>DID JG 10 M-M BYPASS CONNECTION</td> <td>1.000</td> <td>PC</td> </tr> <tr> <td>VL1400A0</td> <td>PARTIAL EDGE BENT DRAIN</td> <td>1.000</td> <td>PC</td> </tr> <tr> <td>VL1407A0</td> <td>DID PRESSURE REDUCER SET</td> <td>1.000</td> <td>PC</td> </tr> <tr> <td>VM1794A0</td> <td>250x4.8 PA66 BLACK CLAMP</td> <td>1.000</td> <td>PC</td> </tr> <tr> <td>VM1802A0</td> <td>DID TANKS FLAP PIN</td> <td>1.000</td> <td>PC</td> </tr> <tr> <td>VM2039A0</td> <td>DRAIN BEND FIXING RING</td> <td>1.000</td> <td>PC</td> </tr> <tr> <td>VM2640A0</td> <td>DRAIN PUMP PROTECTION</td> <td>1.000</td> <td>PC</td> </tr> </tbody> </table> | Code | Description | Qty | UOM | VL1318A0 | SUPPORTO POMPA RICIRCOLO DI | 1.000 | PC | VL1329A0 | D24-D16 FITTING | 1.000 | PC | VL1332A0 | DID TANK CAP | 1.000 | PC | VL1340A0 | DID JG 10 M-M BYPASS CONNECTION | 1.000 | PC | VL1400A0 | PARTIAL EDGE BENT DRAIN | 1.000 | PC | VL1407A0 | DID PRESSURE REDUCER SET | 1.000 | PC | VM1794A0 | 250x4.8 PA66 BLACK CLAMP | 1.000 | PC | VM1802A0 | DID TANKS FLAP PIN | 1.000 | PC | VM2039A0 | DRAIN BEND FIXING RING | 1.000 | PC | VM2640A0 | DRAIN PUMP PROTECTION | 1.000 | PC |
| | | | Code | Description | Qty | UOM | | | | | | | | | | | | | | | | | | | | | | | | | | | | | | | | | | | | | | | | | | | |
| VL1318A0 | SUPPORTO POMPA RICIRCOLO DI | 1.000 | PC | | | | | | | | | | | | | | | | | | | | | | | | | | | | | | | | | | | | | | | | | | | | | | |
| VL1329A0 | D24-D16 FITTING | 1.000 | PC | | | | | | | | | | | | | | | | | | | | | | | | | | | | | | | | | | | | | | | | | | | | | | |
| VL1332A0 | DID TANK CAP | 1.000 | PC | | | | | | | | | | | | | | | | | | | | | | | | | | | | | | | | | | | | | | | | | | | | | | |
| VL1340A0 | DID JG 10 M-M BYPASS CONNECTION | 1.000 | PC | | | | | | | | | | | | | | | | | | | | | | | | | | | | | | | | | | | | | | | | | | | | | | |
| VL1400A0 | PARTIAL EDGE BENT DRAIN | 1.000 | PC | | | | | | | | | | | | | | | | | | | | | | | | | | | | | | | | | | | | | | | | | | | | | | |
| VL1407A0 | DID PRESSURE REDUCER SET | 1.000 | PC | | | | | | | | | | | | | | | | | | | | | | | | | | | | | | | | | | | | | | | | | | | | | | |
| VM1794A0 | 250x4.8 PA66 BLACK CLAMP | 1.000 | PC | | | | | | | | | | | | | | | | | | | | | | | | | | | | | | | | | | | | | | | | | | | | | | |
| VM1802A0 | DID TANKS FLAP PIN | 1.000 | PC | | | | | | | | | | | | | | | | | | | | | | | | | | | | | | | | | | | | | | | | | | | | | | |
| VM2039A0 | DRAIN BEND FIXING RING | 1.000 | PC | | | | | | | | | | | | | | | | | | | | | | | | | | | | | | | | | | | | | | | | | | | | | | |
| VM2640A0 | DRAIN PUMP PROTECTION | 1.000 | PC | | | | | | | | | | | | | | | | | | | | | | | | | | | | | | | | | | | | | | | | | | | | | | |
| KVL1026A | DRAIN PIPE BEND KI | <table border="1"> <thead> <tr> <th>Code</th> <th>Description</th> <th>Qty</th> <th>UOM</th> </tr> </thead> <tbody> <tr> <td>GN1400A0</td> <td>U-TRAP SEAL</td> <td>1.000</td> <td>PC</td> </tr> <tr> <td>VL1026A0</td> <td>BEND FOR DRAIN PIPE</td> <td>1.000</td> <td>PC</td> </tr> <tr> <td>VM2039A0</td> <td>DRAIN BEND FIXING RING</td> <td>1.000</td> <td>PC</td> </tr> </tbody> </table> | Code | Description | Qty | UOM | GN1400A0 | U-TRAP SEAL | 1.000 | PC | VL1026A0 | BEND FOR DRAIN PIPE | 1.000 | PC | VM2039A0 | DRAIN BEND FIXING RING | 1.000 | PC | | | | | | | | | | | | | | | | | | | | | | | | | | | | | | | |
| Code | Description | Qty | UOM | | | | | | | | | | | | | | | | | | | | | | | | | | | | | | | | | | | | | | | | | | | | | | |
| GN1400A0 | U-TRAP SEAL | 1.000 | PC | | | | | | | | | | | | | | | | | | | | | | | | | | | | | | | | | | | | | | | | | | | | | | |
| VL1026A0 | BEND FOR DRAIN PIPE | 1.000 | PC | | | | | | | | | | | | | | | | | | | | | | | | | | | | | | | | | | | | | | | | | | | | | | |
| VM2039A0 | DRAIN BEND FIXING RING | 1.000 | PC | | | | | | | | | | | | | | | | | | | | | | | | | | | | | | | | | | | | | | | | | | | | | | |
| VM1555A | CT BT COOLING FAN SUPPORT |  | KVN1165A | S.5E ADVANCE/MM 230V COOLING FAN KIT | <table border="1"> <thead> <tr> <th>Code</th> <th>Description</th> <th>Qty</th> <th>UOM</th> </tr> </thead> <tbody> <tr> <td>VI1099A0</td> <td>SELF-DRILLIN G SCREW 4.8X13 TCB+ Z</td> <td>4.000</td> <td>PC</td> </tr> <tr> <td>VM1555A2</td> <td>CT BT COOLING FAN SUPPORT</td> <td>1.000</td> <td>PC</td> </tr> <tr> <td>VN1165A0</td> <td>230Vac 50/60Hz COOLING DOWN FAN</td> <td>1.000</td> <td>PC</td> </tr> </tbody> </table> | Code | Description | Qty | UOM | VI1099A0 | SELF-DRILLIN G SCREW 4.8X13 TCB+ Z | 4.000 | PC | VM1555A2 | CT BT COOLING FAN SUPPORT | 1.000 | PC | VN1165A0 | 230Vac 50/60Hz COOLING DOWN FAN | 1.000 | PC | | | | | | | | | | | | | | | | | | | | | | | | | | | | |
| | | | Code | Description | Qty | UOM | | | | | | | | | | | | | | | | | | | | | | | | | | | | | | | | | | | | | | | | | | | |
| VI1099A0 | SELF-DRILLIN G SCREW 4.8X13 TCB+ Z | 4.000 | PC | | | | | | | | | | | | | | | | | | | | | | | | | | | | | | | | | | | | | | | | | | | | | | |
| VM1555A2 | CT BT COOLING FAN SUPPORT | 1.000 | PC | | | | | | | | | | | | | | | | | | | | | | | | | | | | | | | | | | | | | | | | | | | | | | |
| VN1165A0 | 230Vac 50/60Hz COOLING DOWN FAN | 1.000 | PC | | | | | | | | | | | | | | | | | | | | | | | | | | | | | | | | | | | | | | | | | | | | | | |
| KVN1164A | S.5/5E 12VDC COOLING DOWN FAN KIT | <table border="1"> <thead> <tr> <th>Code</th> <th>Description</th> <th>Qty</th> <th>UOM</th> </tr> </thead> <tbody> <tr> <td>VI1099A0</td> <td>SELF-DRILLIN G SCREW 4.8X13 TCB+ Z</td> <td>4.000</td> <td>PC</td> </tr> <tr> <td>VM1555A2</td> <td>CT BT COOLING FAN SUPPORT</td> <td>1.000</td> <td>PC</td> </tr> <tr> <td>VN1164A0</td> <td>12VDC COOLING DOWN FAN</td> <td>1.000</td> <td>PC</td> </tr> </tbody> </table> | Code | Description | Qty | UOM | VI1099A0 | SELF-DRILLIN G SCREW 4.8X13 TCB+ Z | 4.000 | PC | VM1555A2 | CT BT COOLING FAN SUPPORT | 1.000 | PC | VN1164A0 | 12VDC COOLING DOWN FAN | 1.000 | PC | | | | | | | | | | | | | | | | | | | | | | | | | | | | | | | |
| Code | Description | Qty | UOM | | | | | | | | | | | | | | | | | | | | | | | | | | | | | | | | | | | | | | | | | | | | | | |
| VI1099A0 | SELF-DRILLIN G SCREW 4.8X13 TCB+ Z | 4.000 | PC | | | | | | | | | | | | | | | | | | | | | | | | | | | | | | | | | | | | | | | | | | | | | | |
| VM1555A2 | CT BT COOLING FAN SUPPORT | 1.000 | PC | | | | | | | | | | | | | | | | | | | | | | | | | | | | | | | | | | | | | | | | | | | | | | |
| VN1164A0 | 12VDC COOLING DOWN FAN | 1.000 | PC | | | | | | | | | | | | | | | | | | | | | | | | | | | | | | | | | | | | | | | | | | | | | | |





| COMPONENT | | | SPARE PART | | | | | | | | | | | | | | | | | | |
|-----------|--------------------------------------|---|------------|---|---|------|-------------|-----|-----|----------|------------------------------------|--------|----|----------|---------------------------|-------|----|----------|---------------------------------|-------|----|
| Code | Description | Image | Code | Description | Kit components | | | | | | | | | | | | | | | | |
| VM1556A | XBC-XVC COOLING FAN GUARD |  | KVM1556A | XBC-XVC COOLING FAN GUARD KIT | <table border="1"> <thead> <tr> <th>Code</th> <th>Description</th> <th>Qty</th> <th>UOM</th> </tr> </thead> <tbody> <tr> <td>VM1556A0</td> <td>XBC-XVC COOLING FAN GUARD</td> <td>1.000</td> <td>PC</td> </tr> </tbody> </table> | Code | Description | Qty | UOM | VM1556A0 | XBC-XVC COOLING FAN GUARD | 1.000 | PC | | | | | | | | |
| Code | Description | Qty | UOM | | | | | | | | | | | | | | | | | | |
| VM1556A0 | XBC-XVC COOLING FAN GUARD | 1.000 | PC | | | | | | | | | | | | | | | | | | |
| VN1165A | 230Vac 50/60Hz COOLING DOWN FA |  | KVN1165A | S.5E ADVANCE/MM 230V COOLING FAN KIT | <table border="1"> <thead> <tr> <th>Code</th> <th>Description</th> <th>Qty</th> <th>UOM</th> </tr> </thead> <tbody> <tr> <td>VH1099A0</td> <td>SELF-DRILLIN G SCREW 4.8X13 TCB+ Z</td> <td>4.000</td> <td>PC</td> </tr> <tr> <td>VM1555A2</td> <td>CT BT COOLING FAN SUPPORT</td> <td>1.000</td> <td>PC</td> </tr> <tr> <td>VN1165A0</td> <td>230Vac 50/60Hz COOLING DOWN FAN</td> <td>1.000</td> <td>PC</td> </tr> </tbody> </table> | Code | Description | Qty | UOM | VH1099A0 | SELF-DRILLIN G SCREW 4.8X13 TCB+ Z | 4.000 | PC | VM1555A2 | CT BT COOLING FAN SUPPORT | 1.000 | PC | VN1165A0 | 230Vac 50/60Hz COOLING DOWN FAN | 1.000 | PC |
| Code | Description | Qty | UOM | | | | | | | | | | | | | | | | | | |
| VH1099A0 | SELF-DRILLIN G SCREW 4.8X13 TCB+ Z | 4.000 | PC | | | | | | | | | | | | | | | | | | |
| VM1555A2 | CT BT COOLING FAN SUPPORT | 1.000 | PC | | | | | | | | | | | | | | | | | | |
| VN1165A0 | 230Vac 50/60Hz COOLING DOWN FAN | 1.000 | PC | | | | | | | | | | | | | | | | | | |
| EL1431B | BARBED 9+38 STEAM SOLENOID VALVE |  | KEL1431B | 9+38 JG D8-D10 STEAM SOLENOID VALVE KIT | <table border="1"> <thead> <tr> <th>Code</th> <th>Description</th> <th>Qty</th> <th>UOM</th> </tr> </thead> <tbody> <tr> <td>EL1431B0</td> <td>BARBED 9+38 STEAM SOLENOID VALVE</td> <td>1.000</td> <td>PC</td> </tr> <tr> <td>RC1414A0</td> <td>D12 HOSE CLAMP</td> <td>2.000</td> <td>PC</td> </tr> </tbody> </table> | Code | Description | Qty | UOM | EL1431B0 | BARBED 9+38 STEAM SOLENOID VALVE | 1.000 | PC | RC1414A0 | D12 HOSE CLAMP | 2.000 | PC | | | | |
| Code | Description | Qty | UOM | | | | | | | | | | | | | | | | | | |
| EL1431B0 | BARBED 9+38 STEAM SOLENOID VALVE | 1.000 | PC | | | | | | | | | | | | | | | | | | |
| RC1414A0 | D12 HOSE CLAMP | 2.000 | PC | | | | | | | | | | | | | | | | | | |
| RC1414A | D12 HOSE CLAMP |  | KRC1414A | D11-12 HOSE SNAP CLAMP 10 PCS KIT | <table border="1"> <thead> <tr> <th>Code</th> <th>Description</th> <th>Qty</th> <th>UOM</th> </tr> </thead> <tbody> <tr> <td>RC1414A0</td> <td>D12 HOSE CLAMP</td> <td>50.000</td> <td>PC</td> </tr> </tbody> </table> | Code | Description | Qty | UOM | RC1414A0 | D12 HOSE CLAMP | 50.000 | PC | | | | | | | | |
| Code | Description | Qty | UOM | | | | | | | | | | | | | | | | | | |
| RC1414A0 | D12 HOSE CLAMP | 50.000 | PC | | | | | | | | | | | | | | | | | | |
| TB3234A | TB3131A-L880MM WHITE-BLACK EPDM PIPE |  | TB3234A0 | TB3131A-L880MM WHITE-BLACK EPDM PIPE | | | | | | | | | | | | | | | | | |




| COMPONENT | | | SPARE PART | | | | | | | | | | | | | | | | | | | | | | | | | | | | | | | | | | | | | | | | | | | | | | | | | | | | | | | | | | | | | | | | | | | | | | | | | | | | | | | | | | |
|-----------|---|---|------------|--|--|------|-------------|-----|-----|----------|-------------------------------------|-------|----|----------|---------------------------|-------|----|----------|--------------------------|-------|----|----------|-------------------------------|-------|----|----------|--------------------|--------|----|----------|--------------|-------|----|----------|---------------------|-------|----|----------|-----------------|-------|----|----------|---|-------|----|----------|-----------------------|-------|----|----------|---------------------------------|-------|----|----------|--------------------------------------|-------|----|----------|--------------------------------------|-------|----|----------|----------|-------|----|----------|--------------------------|-------|----|----------|-----------------------------------|-------|----|----------|-------------------------------|-------|----|----------|---|-------|----|----------|-----------------------|-------|----|
| Code | Description | Image | Code | Description | Kit components | | | | | | | | | | | | | | | | | | | | | | | | | | | | | | | | | | | | | | | | | | | | | | | | | | | | | | | | | | | | | | | | | | | | | | | | | | | | | | | | |
| VL1183A | EU PLUS 1 ROTOR ARM WASHING CIRCUIT |  | KVL1183A | 1 ROTOR ARM PLUS CLEANING SYSTEM KIT | <table border="1"> <thead> <tr> <th>Code</th> <th>Description</th> <th>Qty</th> <th>UOM</th> </tr> </thead> <tbody> <tr> <td>0H2354A1</td> <td>XEVC-XEVL PLUS WASHING CIRCUIT PLAT</td> <td>1.000</td> <td>PC</td> </tr> <tr> <td>EL1440A0</td> <td>WATER SELF CLEANING VALVE</td> <td>3.000</td> <td>PC</td> </tr> <tr> <td>GN1526A0</td> <td>INT. D.=6.9 TH=1.8 O-RIN</td> <td>7.000</td> <td>PC</td> </tr> <tr> <td>RC1018A0</td> <td>ZINC PLATED D12 ELASTIC CLAMP</td> <td>2.000</td> <td>PC</td> </tr> <tr> <td>RC1019A0</td> <td>D=10 ELASTIC CLAMP</td> <td>14.000</td> <td>PC</td> </tr> <tr> <td>RC1130A0</td> <td>130x2.6 CLAM</td> <td>1.000</td> <td>PC</td> </tr> <tr> <td>RC1131A0</td> <td>200x2.6 BLACK CLAMP</td> <td>2.000</td> <td>PC</td> </tr> <tr> <td>RC1242A0</td> <td>D=10 CLOSED CAP</td> <td>2.000</td> <td>PC</td> </tr> <tr> <td>RC1356A0</td> <td>"STRAIGHT THREADED FEMALE END 8x1/4" BS</td> <td>1.000</td> <td>PC</td> </tr> <tr> <td>TB2821A0</td> <td>EPDM 6X10 L=40MM PIPE</td> <td>6.000</td> <td>PC</td> </tr> <tr> <td>TB3004A0</td> <td>TB2820A L=550mm EPDM BLACK PIPE</td> <td>1.000</td> <td>PC</td> </tr> <tr> <td>TB3005B0</td> <td>TB3132A L=550mm EPDM WHITE-BLUE PIPE</td> <td>1.000</td> <td>PC</td> </tr> <tr> <td>TB3225B0</td> <td>TB2820A-TAN K-WASHYNG SYS CONNECTION</td> <td>1.000</td> <td>PC</td> </tr> <tr> <td>TB3252A0</td> <td>TB3252A0</td> <td>1.000</td> <td>PC</td> </tr> <tr> <td>VL1019A0</td> <td>VIBRATION DETERGENT PUMP</td> <td>1.000</td> <td>PC</td> </tr> <tr> <td>VL1047A1</td> <td>D6 PIPE HOLDER - D8 J.G. TERMINAL</td> <td>1.000</td> <td>PC</td> </tr> <tr> <td>VL1065A1</td> <td>1/4 MALE N.O. PRESSURE SWITCH</td> <td>1.000</td> <td>PC</td> </tr> <tr> <td>VL1102A1</td> <td>DETERGENT LINE FILTER + BARBED VNR 6 MM</td> <td>1.000</td> <td>PC</td> </tr> <tr> <td>VL1128A1</td> <td>D6 BARBED CHECK VALVE</td> <td>2.000</td> <td>PC</td> </tr> </tbody> </table> | Code | Description | Qty | UOM | 0H2354A1 | XEVC-XEVL PLUS WASHING CIRCUIT PLAT | 1.000 | PC | EL1440A0 | WATER SELF CLEANING VALVE | 3.000 | PC | GN1526A0 | INT. D.=6.9 TH=1.8 O-RIN | 7.000 | PC | RC1018A0 | ZINC PLATED D12 ELASTIC CLAMP | 2.000 | PC | RC1019A0 | D=10 ELASTIC CLAMP | 14.000 | PC | RC1130A0 | 130x2.6 CLAM | 1.000 | PC | RC1131A0 | 200x2.6 BLACK CLAMP | 2.000 | PC | RC1242A0 | D=10 CLOSED CAP | 2.000 | PC | RC1356A0 | "STRAIGHT THREADED FEMALE END 8x1/4" BS | 1.000 | PC | TB2821A0 | EPDM 6X10 L=40MM PIPE | 6.000 | PC | TB3004A0 | TB2820A L=550mm EPDM BLACK PIPE | 1.000 | PC | TB3005B0 | TB3132A L=550mm EPDM WHITE-BLUE PIPE | 1.000 | PC | TB3225B0 | TB2820A-TAN K-WASHYNG SYS CONNECTION | 1.000 | PC | TB3252A0 | TB3252A0 | 1.000 | PC | VL1019A0 | VIBRATION DETERGENT PUMP | 1.000 | PC | VL1047A1 | D6 PIPE HOLDER - D8 J.G. TERMINAL | 1.000 | PC | VL1065A1 | 1/4 MALE N.O. PRESSURE SWITCH | 1.000 | PC | VL1102A1 | DETERGENT LINE FILTER + BARBED VNR 6 MM | 1.000 | PC | VL1128A1 | D6 BARBED CHECK VALVE | 2.000 | PC |
| Code | Description | Qty | UOM | | | | | | | | | | | | | | | | | | | | | | | | | | | | | | | | | | | | | | | | | | | | | | | | | | | | | | | | | | | | | | | | | | | | | | | | | | | | | | | | | | |
| 0H2354A1 | XEVC-XEVL PLUS WASHING CIRCUIT PLAT | 1.000 | PC | | | | | | | | | | | | | | | | | | | | | | | | | | | | | | | | | | | | | | | | | | | | | | | | | | | | | | | | | | | | | | | | | | | | | | | | | | | | | | | | | | |
| EL1440A0 | WATER SELF CLEANING VALVE | 3.000 | PC | | | | | | | | | | | | | | | | | | | | | | | | | | | | | | | | | | | | | | | | | | | | | | | | | | | | | | | | | | | | | | | | | | | | | | | | | | | | | | | | | | |
| GN1526A0 | INT. D.=6.9 TH=1.8 O-RIN | 7.000 | PC | | | | | | | | | | | | | | | | | | | | | | | | | | | | | | | | | | | | | | | | | | | | | | | | | | | | | | | | | | | | | | | | | | | | | | | | | | | | | | | | | | |
| RC1018A0 | ZINC PLATED D12 ELASTIC CLAMP | 2.000 | PC | | | | | | | | | | | | | | | | | | | | | | | | | | | | | | | | | | | | | | | | | | | | | | | | | | | | | | | | | | | | | | | | | | | | | | | | | | | | | | | | | | |
| RC1019A0 | D=10 ELASTIC CLAMP | 14.000 | PC | | | | | | | | | | | | | | | | | | | | | | | | | | | | | | | | | | | | | | | | | | | | | | | | | | | | | | | | | | | | | | | | | | | | | | | | | | | | | | | | | | |
| RC1130A0 | 130x2.6 CLAM | 1.000 | PC | | | | | | | | | | | | | | | | | | | | | | | | | | | | | | | | | | | | | | | | | | | | | | | | | | | | | | | | | | | | | | | | | | | | | | | | | | | | | | | | | | |
| RC1131A0 | 200x2.6 BLACK CLAMP | 2.000 | PC | | | | | | | | | | | | | | | | | | | | | | | | | | | | | | | | | | | | | | | | | | | | | | | | | | | | | | | | | | | | | | | | | | | | | | | | | | | | | | | | | | |
| RC1242A0 | D=10 CLOSED CAP | 2.000 | PC | | | | | | | | | | | | | | | | | | | | | | | | | | | | | | | | | | | | | | | | | | | | | | | | | | | | | | | | | | | | | | | | | | | | | | | | | | | | | | | | | | |
| RC1356A0 | "STRAIGHT THREADED FEMALE END 8x1/4" BS | 1.000 | PC | | | | | | | | | | | | | | | | | | | | | | | | | | | | | | | | | | | | | | | | | | | | | | | | | | | | | | | | | | | | | | | | | | | | | | | | | | | | | | | | | | |
| TB2821A0 | EPDM 6X10 L=40MM PIPE | 6.000 | PC | | | | | | | | | | | | | | | | | | | | | | | | | | | | | | | | | | | | | | | | | | | | | | | | | | | | | | | | | | | | | | | | | | | | | | | | | | | | | | | | | | |
| TB3004A0 | TB2820A L=550mm EPDM BLACK PIPE | 1.000 | PC | | | | | | | | | | | | | | | | | | | | | | | | | | | | | | | | | | | | | | | | | | | | | | | | | | | | | | | | | | | | | | | | | | | | | | | | | | | | | | | | | | |
| TB3005B0 | TB3132A L=550mm EPDM WHITE-BLUE PIPE | 1.000 | PC | | | | | | | | | | | | | | | | | | | | | | | | | | | | | | | | | | | | | | | | | | | | | | | | | | | | | | | | | | | | | | | | | | | | | | | | | | | | | | | | | | |
| TB3225B0 | TB2820A-TAN K-WASHYNG SYS CONNECTION | 1.000 | PC | | | | | | | | | | | | | | | | | | | | | | | | | | | | | | | | | | | | | | | | | | | | | | | | | | | | | | | | | | | | | | | | | | | | | | | | | | | | | | | | | | |
| TB3252A0 | TB3252A0 | 1.000 | PC | | | | | | | | | | | | | | | | | | | | | | | | | | | | | | | | | | | | | | | | | | | | | | | | | | | | | | | | | | | | | | | | | | | | | | | | | | | | | | | | | | |
| VL1019A0 | VIBRATION DETERGENT PUMP | 1.000 | PC | | | | | | | | | | | | | | | | | | | | | | | | | | | | | | | | | | | | | | | | | | | | | | | | | | | | | | | | | | | | | | | | | | | | | | | | | | | | | | | | | | |
| VL1047A1 | D6 PIPE HOLDER - D8 J.G. TERMINAL | 1.000 | PC | | | | | | | | | | | | | | | | | | | | | | | | | | | | | | | | | | | | | | | | | | | | | | | | | | | | | | | | | | | | | | | | | | | | | | | | | | | | | | | | | | |
| VL1065A1 | 1/4 MALE N.O. PRESSURE SWITCH | 1.000 | PC | | | | | | | | | | | | | | | | | | | | | | | | | | | | | | | | | | | | | | | | | | | | | | | | | | | | | | | | | | | | | | | | | | | | | | | | | | | | | | | | | | |
| VL1102A1 | DETERGENT LINE FILTER + BARBED VNR 6 MM | 1.000 | PC | | | | | | | | | | | | | | | | | | | | | | | | | | | | | | | | | | | | | | | | | | | | | | | | | | | | | | | | | | | | | | | | | | | | | | | | | | | | | | | | | | |
| VL1128A1 | D6 BARBED CHECK VALVE | 2.000 | PC | | | | | | | | | | | | | | | | | | | | | | | | | | | | | | | | | | | | | | | | | | | | | | | | | | | | | | | | | | | | | | | | | | | | | | | | | | | | | | | | | | |




| COMPONENT | | | SPARE PART | | | | | | | | | | | | | | | | | | | | | | | | | | | | | | | | | | | | | | | | | | | | | | | | | | | | | | | | | | |
|-----------|--------------------------------------|---|------------|---|---|---|-------------|-----|-----|----------|-------------------------------------|-------|----|----------|---------------------------------|-------|----|----------|---------------------------------|-------|----|----------|---------------------------------------|--------|----|----------|--------------------------------|--------|----|----------|------------------------------------|-------|----|----------|------------------------------------|-------|----|----------|-----------------|-------|----|----------|---|-------|----|----------|--|-------|----|----------|--|-------|----|----------|-----------------------|-------|----|----------|---------------------------------|-------|----|
| Code | Description | Image | Code | Description | Kit components | | | | | | | | | | | | | | | | | | | | | | | | | | | | | | | | | | | | | | | | | | | | | | | | | | | | | | | | |
| VL1183A | EU PLUS 1 ROTOR ARM WASHING CIRCUIT |  | KVL1183A | 1 ROTOR ARM PLUS CLEANING SYSTEM KIT | <table border="1"> <thead> <tr> <th>Code</th> <th>Description</th> <th>Qty</th> <th>UOM</th> </tr> </thead> <tbody> <tr> <td>VL1166A0</td> <td>BB6-AR6 L FITTING</td> <td>3.000</td> <td>PC</td> </tr> <tr> <td>VL1174C0</td> <td>D1.2 MM CALIBRATED D1.2 MM</td> <td>1.000</td> <td>PC</td> </tr> <tr> <td>VL1185A0</td> <td>2 WAYS PLUS WASHING DISTRIBUTOR</td> <td>1.000</td> <td>PC</td> </tr> <tr> <td>VL1190A0</td> <td>PLUS WASHING SYSTEM INLET DISTRIBUTOR</td> <td>1.000</td> <td>PC</td> </tr> <tr> <td>VL1214A0</td> <td>BAYONET - 6mm BARBED NRV VALVE</td> <td>1.000</td> <td>PC</td> </tr> <tr> <td>VM1605A0</td> <td>CLIP TWIST LOCK DIAM. 10,2-12,7 MM</td> <td>3.000</td> <td>PC</td> </tr> <tr> <td>VM2172A0</td> <td>LOCKING CLIP FOR PUMP WITH CIRCUIT</td> <td>4.000</td> <td>PC</td> </tr> </tbody> </table> | Code | Description | Qty | UOM | VL1166A0 | BB6-AR6 L FITTING | 3.000 | PC | VL1174C0 | D1.2 MM CALIBRATED D1.2 MM | 1.000 | PC | VL1185A0 | 2 WAYS PLUS WASHING DISTRIBUTOR | 1.000 | PC | VL1190A0 | PLUS WASHING SYSTEM INLET DISTRIBUTOR | 1.000 | PC | VL1214A0 | BAYONET - 6mm BARBED NRV VALVE | 1.000 | PC | VM1605A0 | CLIP TWIST LOCK DIAM. 10,2-12,7 MM | 3.000 | PC | VM2172A0 | LOCKING CLIP FOR PUMP WITH CIRCUIT | 4.000 | PC | | | | | | | | | | | | | | | | | | | | | | | | |
| | | | | | Code | Description | Qty | UOM | | | | | | | | | | | | | | | | | | | | | | | | | | | | | | | | | | | | | | | | | | | | | | | | | | | | | |
| | | | | | VL1166A0 | BB6-AR6 L FITTING | 3.000 | PC | | | | | | | | | | | | | | | | | | | | | | | | | | | | | | | | | | | | | | | | | | | | | | | | | | | | | |
| | | | | | VL1174C0 | D1.2 MM CALIBRATED D1.2 MM | 1.000 | PC | | | | | | | | | | | | | | | | | | | | | | | | | | | | | | | | | | | | | | | | | | | | | | | | | | | | | |
| | | | | | VL1185A0 | 2 WAYS PLUS WASHING DISTRIBUTOR | 1.000 | PC | | | | | | | | | | | | | | | | | | | | | | | | | | | | | | | | | | | | | | | | | | | | | | | | | | | | | |
| | | | | | VL1190A0 | PLUS WASHING SYSTEM INLET DISTRIBUTOR | 1.000 | PC | | | | | | | | | | | | | | | | | | | | | | | | | | | | | | | | | | | | | | | | | | | | | | | | | | | | | |
| | | | | | VL1214A0 | BAYONET - 6mm BARBED NRV VALVE | 1.000 | PC | | | | | | | | | | | | | | | | | | | | | | | | | | | | | | | | | | | | | | | | | | | | | | | | | | | | | |
| | | | | | VM1605A0 | CLIP TWIST LOCK DIAM. 10,2-12,7 MM | 3.000 | PC | | | | | | | | | | | | | | | | | | | | | | | | | | | | | | | | | | | | | | | | | | | | | | | | | | | | | |
| VM2172A0 | LOCKING CLIP FOR PUMP WITH CIRCUIT | 4.000 | PC | | | | | | | | | | | | | | | | | | | | | | | | | | | | | | | | | | | | | | | | | | | | | | | | | | | | | | | | | | |
| 0H2354A | XEVC-XEVL PLUS WASHING CIRCUIT PLATE |  | KVL1209A | US PLUS 3 ROTOR ARMS WASHING SYSTEM KIT | <table border="1"> <thead> <tr> <th>Code</th> <th>Description</th> <th>Qty</th> <th>UOM</th> </tr> </thead> <tbody> <tr> <td>0H2354A1</td> <td>XEVC-XEVL PLUS WASHING CIRCUIT PLAT</td> <td>1.000</td> <td>PC</td> </tr> <tr> <td>EL1450A0</td> <td>US SELF-CLEANING WATER SOLENOID</td> <td>4.000</td> <td>PC</td> </tr> <tr> <td>GN1526A0</td> <td>INT. D.=6.9 TH=1.8 O-RING</td> <td>9.000</td> <td>PC</td> </tr> <tr> <td>RC1018A0</td> <td>ZINC PLATED D12 ELASTIC CLAMP</td> <td>12.000</td> <td>PC</td> </tr> <tr> <td>RC1019A0</td> <td>D=10 ELASTIC CLAMP</td> <td>15.000</td> <td>PC</td> </tr> <tr> <td>RC1130A0</td> <td>130x2.6 CLAMP</td> <td>1.000</td> <td>PC</td> </tr> <tr> <td>RC1131A0</td> <td>200x2.6 BLACK CLAMP</td> <td>3.000</td> <td>PC</td> </tr> <tr> <td>RC1242A0</td> <td>D=10 CLOSED CAP</td> <td>2.000</td> <td>PC</td> </tr> <tr> <td>RC1356A0</td> <td>"STRAIGHT THREADED FEMALE END 8x1/4" BS</td> <td>1.000</td> <td>PC</td> </tr> <tr> <td>TB2652A0</td> <td></td> <td>1.000</td> <td>PC</td> </tr> <tr> <td>TB2677A0</td> <td></td> <td>1.000</td> <td>PC</td> </tr> <tr> <td>TB2821A0</td> <td>EPDM 6X10 L=40MM PIPE</td> <td>6.000</td> <td>PC</td> </tr> <tr> <td>TB3004A0</td> <td>TB2820A L=550mm EPDM BLACK PIPE</td> <td>2.000</td> <td>PC</td> </tr> </tbody> </table> | Code | Description | Qty | UOM | 0H2354A1 | XEVC-XEVL PLUS WASHING CIRCUIT PLAT | 1.000 | PC | EL1450A0 | US SELF-CLEANING WATER SOLENOID | 4.000 | PC | GN1526A0 | INT. D.=6.9 TH=1.8 O-RING | 9.000 | PC | RC1018A0 | ZINC PLATED D12 ELASTIC CLAMP | 12.000 | PC | RC1019A0 | D=10 ELASTIC CLAMP | 15.000 | PC | RC1130A0 | 130x2.6 CLAMP | 1.000 | PC | RC1131A0 | 200x2.6 BLACK CLAMP | 3.000 | PC | RC1242A0 | D=10 CLOSED CAP | 2.000 | PC | RC1356A0 | "STRAIGHT THREADED FEMALE END 8x1/4" BS | 1.000 | PC | TB2652A0 | | 1.000 | PC | TB2677A0 | | 1.000 | PC | TB2821A0 | EPDM 6X10 L=40MM PIPE | 6.000 | PC | TB3004A0 | TB2820A L=550mm EPDM BLACK PIPE | 2.000 | PC |
| | | | | | Code | Description | Qty | UOM | | | | | | | | | | | | | | | | | | | | | | | | | | | | | | | | | | | | | | | | | | | | | | | | | | | | | |
| | | | | | 0H2354A1 | XEVC-XEVL PLUS WASHING CIRCUIT PLAT | 1.000 | PC | | | | | | | | | | | | | | | | | | | | | | | | | | | | | | | | | | | | | | | | | | | | | | | | | | | | | |
| | | | | | EL1450A0 | US SELF-CLEANING WATER SOLENOID | 4.000 | PC | | | | | | | | | | | | | | | | | | | | | | | | | | | | | | | | | | | | | | | | | | | | | | | | | | | | | |
| | | | | | GN1526A0 | INT. D.=6.9 TH=1.8 O-RING | 9.000 | PC | | | | | | | | | | | | | | | | | | | | | | | | | | | | | | | | | | | | | | | | | | | | | | | | | | | | | |
| | | | | | RC1018A0 | ZINC PLATED D12 ELASTIC CLAMP | 12.000 | PC | | | | | | | | | | | | | | | | | | | | | | | | | | | | | | | | | | | | | | | | | | | | | | | | | | | | | |
| | | | | | RC1019A0 | D=10 ELASTIC CLAMP | 15.000 | PC | | | | | | | | | | | | | | | | | | | | | | | | | | | | | | | | | | | | | | | | | | | | | | | | | | | | | |
| | | | | | RC1130A0 | 130x2.6 CLAMP | 1.000 | PC | | | | | | | | | | | | | | | | | | | | | | | | | | | | | | | | | | | | | | | | | | | | | | | | | | | | | |
| | | | | | RC1131A0 | 200x2.6 BLACK CLAMP | 3.000 | PC | | | | | | | | | | | | | | | | | | | | | | | | | | | | | | | | | | | | | | | | | | | | | | | | | | | | | |
| | | | | | RC1242A0 | D=10 CLOSED CAP | 2.000 | PC | | | | | | | | | | | | | | | | | | | | | | | | | | | | | | | | | | | | | | | | | | | | | | | | | | | | | |
| | | | | | RC1356A0 | "STRAIGHT THREADED FEMALE END 8x1/4" BS | 1.000 | PC | | | | | | | | | | | | | | | | | | | | | | | | | | | | | | | | | | | | | | | | | | | | | | | | | | | | | |
| | | | | | TB2652A0 | | 1.000 | PC | | | | | | | | | | | | | | | | | | | | | | | | | | | | | | | | | | | | | | | | | | | | | | | | | | | | | |
| | | | | | TB2677A0 | | 1.000 | PC | | | | | | | | | | | | | | | | | | | | | | | | | | | | | | | | | | | | | | | | | | | | | | | | | | | | | |
| | | | | | TB2821A0 | EPDM 6X10 L=40MM PIPE | 6.000 | PC | | | | | | | | | | | | | | | | | | | | | | | | | | | | | | | | | | | | | | | | | | | | | | | | | | | | | |
| | | | | | TB3004A0 | TB2820A L=550mm EPDM BLACK PIPE | 2.000 | PC | | | | | | | | | | | | | | | | | | | | | | | | | | | | | | | | | | | | | | | | | | | | | | | | | | | | | |




| COMPONENT | | | SPARE PART | | | | | | | | | | | | | | | | | | | | | | | | | | | | | | | | | | | | | | | | | | | | | | | | | | | | | | | | | | | | | | | | | | | | | | | | | | |
|-----------|--------------------------------------|---|------------|---|---|---|-------------|-----|-----|----------|--|-------|----|----------|--|-------|----|----------|---|-------|----|----------|--------------------------------|-------|----|----------|-------------------------------------|-------|----|----------|--|-------|----|----------|-----------------------------------|-------|----|----------|--------------------------|-------|----|----------|----------------------|-------|----|----------|--|-------|----|----------|----------------------------------|-------|----|----------|---------------------------------------|-------|----|----------|---------------------------------------|-------|----|----------|---|-------|----|----------|--------------------------------------|-------|----|----------|--|-------|----|----------|--|-------|----|
| Code | Description | Image | Code | Description | Kit components | | | | | | | | | | | | | | | | | | | | | | | | | | | | | | | | | | | | | | | | | | | | | | | | | | | | | | | | | | | | | | | | | | | | | | | | |
| 0H2354A | XEVC-XEVL PLUS WASHING CIRCUIT PLATE |  | KVL1209A | US PLUS 3 ROTOR ARMS WASHING SYSTEM KIT | <table border="1"> <thead> <tr> <th>Code</th> <th>Description</th> <th>Qty</th> <th>UOM</th> </tr> </thead> <tbody> <tr> <td>TB3024C0</td> <td></td> <td>3.000</td> <td>PC</td> </tr> <tr> <td>TB3226A0</td> <td></td> <td>1.000</td> <td>PC</td> </tr> <tr> <td>TB3440A0</td> <td>TB3132A L=1050mm EPDM WHITE-BLUE PIPE</td> <td>1.000</td> <td>PC</td> </tr> <tr> <td>VL1019A0</td> <td>VIBRATION DETERGENT PUMP</td> <td>1.000</td> <td>PC</td> </tr> <tr> <td>VL1065A1</td> <td>1/4 MALE N.O. PRESSURE SWITCH</td> <td>1.000</td> <td>PC</td> </tr> <tr> <td>VL1102A1</td> <td>DETERGENT LINE FILTER + BARBED VNR 6 MM</td> <td>1.000</td> <td>PC</td> </tr> <tr> <td>VL1127A1</td> <td>6mm BARBED T-SHAPED FITTING</td> <td>2.000</td> <td>PC</td> </tr> <tr> <td>VL1128A1</td> <td>D6 BARBED CHECK VALVE</td> <td>3.000</td> <td>PC</td> </tr> <tr> <td>VL1166A0</td> <td>BB6-AR6 L FITTING</td> <td>4.000</td> <td>PC</td> </tr> <tr> <td>VL1167A2</td> <td>GN21 3 ROTOR ARMS B-B FLOW RESTRICTOR</td> <td>1.000</td> <td>PC</td> </tr> <tr> <td>VL1174C0</td> <td>D1.2 MM CALIBRATED D1.2 MM</td> <td>1.000</td> <td>PC</td> </tr> <tr> <td>VL1185A0</td> <td>2 WAYS PLUS WASHING DISTRIBUTOR</td> <td>1.000</td> <td>PC</td> </tr> <tr> <td>VL1186A0</td> <td>3 WAYS PLUS WASHING DISTRIBUTOR</td> <td>1.000</td> <td>PC</td> </tr> <tr> <td>VL1190A0</td> <td>PLUS WASHING SYSTEM INLET DISTRIBUTOR</td> <td>1.000</td> <td>PC</td> </tr> <tr> <td>VL1214A0</td> <td>BAYONET - 6mm BARBED NRV VALVE</td> <td>1.000</td> <td>PC</td> </tr> <tr> <td>VM1605A0</td> <td>CLIP TWIST LOCK DIAM. 10,2-12,7 MM</td> <td>3.000</td> <td>PC</td> </tr> <tr> <td>VM2172A0</td> <td>LOCKING CLIP FOR PUMP WITH CIRCUIT</td> <td>9.000</td> <td>PC</td> </tr> </tbody> </table> | Code | Description | Qty | UOM | TB3024C0 | | 3.000 | PC | TB3226A0 | | 1.000 | PC | TB3440A0 | TB3132A L=1050mm EPDM WHITE-BLUE PIPE | 1.000 | PC | VL1019A0 | VIBRATION DETERGENT PUMP | 1.000 | PC | VL1065A1 | 1/4 MALE N.O. PRESSURE SWITCH | 1.000 | PC | VL1102A1 | DETERGENT LINE FILTER + BARBED VNR 6 MM | 1.000 | PC | VL1127A1 | 6mm BARBED T-SHAPED FITTING | 2.000 | PC | VL1128A1 | D6 BARBED CHECK VALVE | 3.000 | PC | VL1166A0 | BB6-AR6 L FITTING | 4.000 | PC | VL1167A2 | GN21 3 ROTOR ARMS B-B FLOW RESTRICTOR | 1.000 | PC | VL1174C0 | D1.2 MM CALIBRATED D1.2 MM | 1.000 | PC | VL1185A0 | 2 WAYS PLUS WASHING DISTRIBUTOR | 1.000 | PC | VL1186A0 | 3 WAYS PLUS WASHING DISTRIBUTOR | 1.000 | PC | VL1190A0 | PLUS WASHING SYSTEM INLET DISTRIBUTOR | 1.000 | PC | VL1214A0 | BAYONET - 6mm BARBED NRV VALVE | 1.000 | PC | VM1605A0 | CLIP TWIST LOCK DIAM. 10,2-12,7 MM | 3.000 | PC | VM2172A0 | LOCKING CLIP FOR PUMP WITH CIRCUIT | 9.000 | PC |
| | | | | | Code | Description | Qty | UOM | | | | | | | | | | | | | | | | | | | | | | | | | | | | | | | | | | | | | | | | | | | | | | | | | | | | | | | | | | | | | | | | | | | | | |
| | | | | | TB3024C0 | | 3.000 | PC | | | | | | | | | | | | | | | | | | | | | | | | | | | | | | | | | | | | | | | | | | | | | | | | | | | | | | | | | | | | | | | | | | | | | |
| | | | | | TB3226A0 | | 1.000 | PC | | | | | | | | | | | | | | | | | | | | | | | | | | | | | | | | | | | | | | | | | | | | | | | | | | | | | | | | | | | | | | | | | | | | | |
| | | | | | TB3440A0 | TB3132A L=1050mm EPDM WHITE-BLUE PIPE | 1.000 | PC | | | | | | | | | | | | | | | | | | | | | | | | | | | | | | | | | | | | | | | | | | | | | | | | | | | | | | | | | | | | | | | | | | | | | |
| | | | | | VL1019A0 | VIBRATION DETERGENT PUMP | 1.000 | PC | | | | | | | | | | | | | | | | | | | | | | | | | | | | | | | | | | | | | | | | | | | | | | | | | | | | | | | | | | | | | | | | | | | | | |
| | | | | | VL1065A1 | 1/4 MALE N.O. PRESSURE SWITCH | 1.000 | PC | | | | | | | | | | | | | | | | | | | | | | | | | | | | | | | | | | | | | | | | | | | | | | | | | | | | | | | | | | | | | | | | | | | | | |
| | | | | | VL1102A1 | DETERGENT LINE FILTER + BARBED VNR 6 MM | 1.000 | PC | | | | | | | | | | | | | | | | | | | | | | | | | | | | | | | | | | | | | | | | | | | | | | | | | | | | | | | | | | | | | | | | | | | | | |
| | | | | | VL1127A1 | 6mm BARBED T-SHAPED FITTING | 2.000 | PC | | | | | | | | | | | | | | | | | | | | | | | | | | | | | | | | | | | | | | | | | | | | | | | | | | | | | | | | | | | | | | | | | | | | | |
| | | | | | VL1128A1 | D6 BARBED CHECK VALVE | 3.000 | PC | | | | | | | | | | | | | | | | | | | | | | | | | | | | | | | | | | | | | | | | | | | | | | | | | | | | | | | | | | | | | | | | | | | | | |
| | | | | | VL1166A0 | BB6-AR6 L FITTING | 4.000 | PC | | | | | | | | | | | | | | | | | | | | | | | | | | | | | | | | | | | | | | | | | | | | | | | | | | | | | | | | | | | | | | | | | | | | | |
| | | | | | VL1167A2 | GN21 3 ROTOR ARMS B-B FLOW RESTRICTOR | 1.000 | PC | | | | | | | | | | | | | | | | | | | | | | | | | | | | | | | | | | | | | | | | | | | | | | | | | | | | | | | | | | | | | | | | | | | | | |
| | | | | | VL1174C0 | D1.2 MM CALIBRATED D1.2 MM | 1.000 | PC | | | | | | | | | | | | | | | | | | | | | | | | | | | | | | | | | | | | | | | | | | | | | | | | | | | | | | | | | | | | | | | | | | | | | |
| | | | | | VL1185A0 | 2 WAYS PLUS WASHING DISTRIBUTOR | 1.000 | PC | | | | | | | | | | | | | | | | | | | | | | | | | | | | | | | | | | | | | | | | | | | | | | | | | | | | | | | | | | | | | | | | | | | | | |
| | | | | | VL1186A0 | 3 WAYS PLUS WASHING DISTRIBUTOR | 1.000 | PC | | | | | | | | | | | | | | | | | | | | | | | | | | | | | | | | | | | | | | | | | | | | | | | | | | | | | | | | | | | | | | | | | | | | | |
| | | | | | VL1190A0 | PLUS WASHING SYSTEM INLET DISTRIBUTOR | 1.000 | PC | | | | | | | | | | | | | | | | | | | | | | | | | | | | | | | | | | | | | | | | | | | | | | | | | | | | | | | | | | | | | | | | | | | | | |
| | | | | | VL1214A0 | BAYONET - 6mm BARBED NRV VALVE | 1.000 | PC | | | | | | | | | | | | | | | | | | | | | | | | | | | | | | | | | | | | | | | | | | | | | | | | | | | | | | | | | | | | | | | | | | | | | |
| | | | | | VM1605A0 | CLIP TWIST LOCK DIAM. 10,2-12,7 MM | 3.000 | PC | | | | | | | | | | | | | | | | | | | | | | | | | | | | | | | | | | | | | | | | | | | | | | | | | | | | | | | | | | | | | | | | | | | | | |
| | | | | | VM2172A0 | LOCKING CLIP FOR PUMP WITH CIRCUIT | 9.000 | PC | | | | | | | | | | | | | | | | | | | | | | | | | | | | | | | | | | | | | | | | | | | | | | | | | | | | | | | | | | | | | | | | | | | | | |




| COMPONENT | | | SPARE PART | | | | | |
|-----------|--------------------------------------|---|------------|---|----------------|---|------------|------------|
| Code | Description | Image | Code | Description | Kit components | | | |
| 0H2354A | XEVC-XEVL PLUS WASHING CIRCUIT PLATE |  | KVL1208A | US PLUS 2 ROTOR ARMS WASHING SYSTEM KIT | Code | Description | Qty | UOM |
| | | | | | 0H2354A1 | XEVC-XEVL PLUS WASHING CIRCUIT PLAT | 1.000 | PC |
| | | | | | EL1450A0 | US SELF-CLEANIN G WATER SOLENOID | 4.000 | PC |
| | | | | | GN1526A0 | INT. D.=6.9 TH=1.8 O-RIN | 9.000 | PC |
| | | | | | RC1018A0 | ZINC PLATED D12 ELASTIC CLAMP | 3.000 | PC |
| | | | | | RC1019A0 | D=10 ELASTIC CLAMP | 2.000 | PC |
| | | | | | RC1130A0 | 130x2.6 CLAM | 1.000 | PC |
| | | | | | RC1131A0 | 200x2.6 BLACK CLAMP | 3.000 | PC |
| | | | | | RC1242A0 | D=10 CLOSED CAP | 2.000 | PC |
| | | | | | RC1356A0 | *STRAIGHT THREADED FEMALE END 8x1/4" BS | 1.000 | PC |
| | | | | | TB2821A0 | EPDM 6X10 L=40MM PIPE | 6.000 | PC |
| | | | | | TB2994A0 | HOOD DETERGENT PIPE | 1.000 | PC |
| | | | | | TB3004A0 | TB2820A L=550mm EPDM BLACK PIPE | 1.000 | PC |
| | | | | | TB3005B0 | TB3132A L=550mm EPDM WHITE-BLUE PIPE | 1.000 | PC |
| | | | | | TB3440A0 | TB3132A L=1050mm EPDM WHITE-BLUE PIPE | 1.000 | PC |
| | | | | | VL1019A0 | VIBRATION DETERGENT PUMP | 1.000 | PC |
| | | | | | VL1047A1 | D6 PIPE HOLDER - D8 J.G. TERMINAL | 1.000 | PC |
| | | | | | VL1065A1 | 1/4 MALE N.O. PRESSURE SWITCH | 1.000 | PC |




| COMPONENT | | | SPARE PART | | | | | | | | | | | | | | | | | | | | | | | | | | | | | | | | | | | | | | | | | | | | | | |
|-----------|---|---|------------|---|---|------|-------------|-------------------------------------|-------|----------|---|---------------------------------|-------|----------|-----------------------|--------------------------|-------|----------|-----------------------------|-------------------------------|-------|----------|-------------------|--------------------|--------|----------|----------------------------|--------------|-------|----------|---------------------------------|---------------------|-------|----------|---------------------------------------|-----------------|-------|----------|--------------------------------|-------|----|----------|------------------------------------|-------|----|----------|------------------------------------|-------|----|
| Code | Description | Image | Code | Description | Kit components | | | | | | | | | | | | | | | | | | | | | | | | | | | | | | | | | | | | | | | | | | | | |
| 0H2354A | XEVC-XEVL PLUS WASHING CIRCUIT PLATE |  | KVL1208A | US PLUS 2 ROTOR ARMS WASHING SYSTEM KIT | <table border="1"> <thead> <tr> <th>Code</th> <th>Description</th> <th>Qty</th> <th>UOM</th> </tr> </thead> <tbody> <tr> <td>VL1102A1</td> <td>DETERGENT LINE FILTER + BARBED VNR 6 MM</td> <td>1.000</td> <td>PC</td> </tr> <tr> <td>VL1128A1</td> <td>D6 BARBED CHECK VALVE</td> <td>2.000</td> <td>PC</td> </tr> <tr> <td>VL1141A1</td> <td>BB6-BB6 STRAIGHT CONNECTION</td> <td>1.000</td> <td>PC</td> </tr> <tr> <td>VL1166A0</td> <td>BB6-AR6 L FITTING</td> <td>4.000</td> <td>PC</td> </tr> <tr> <td>VL1174C0</td> <td>D1.2 MM CALIBRATED D1.2 MM</td> <td>1.000</td> <td>PC</td> </tr> <tr> <td>VL1186A0</td> <td>3 WAYS PLUS WASHING DISTRIBUTOR</td> <td>1.000</td> <td>PC</td> </tr> <tr> <td>VL1190A0</td> <td>PLUS WASHING SYSTEM INLET DISTRIBUTOR</td> <td>1.000</td> <td>PC</td> </tr> <tr> <td>VL1214A0</td> <td>BAYONET - 6mm BARBED NRV VALVE</td> <td>1.000</td> <td>PC</td> </tr> <tr> <td>VM1605A0</td> <td>CLIP TWIST LOCK DIAM. 10.2-12.7 MM</td> <td>3.000</td> <td>PC</td> </tr> <tr> <td>VM2172A0</td> <td>LOCKING CLIP FOR PUMP WITH CIRCUIT</td> <td>5.000</td> <td>PC</td> </tr> </tbody> </table> | Code | Description | Qty | UOM | VL1102A1 | DETERGENT LINE FILTER + BARBED VNR 6 MM | 1.000 | PC | VL1128A1 | D6 BARBED CHECK VALVE | 2.000 | PC | VL1141A1 | BB6-BB6 STRAIGHT CONNECTION | 1.000 | PC | VL1166A0 | BB6-AR6 L FITTING | 4.000 | PC | VL1174C0 | D1.2 MM CALIBRATED D1.2 MM | 1.000 | PC | VL1186A0 | 3 WAYS PLUS WASHING DISTRIBUTOR | 1.000 | PC | VL1190A0 | PLUS WASHING SYSTEM INLET DISTRIBUTOR | 1.000 | PC | VL1214A0 | BAYONET - 6mm BARBED NRV VALVE | 1.000 | PC | VM1605A0 | CLIP TWIST LOCK DIAM. 10.2-12.7 MM | 3.000 | PC | VM2172A0 | LOCKING CLIP FOR PUMP WITH CIRCUIT | 5.000 | PC |
| | | | Code | Description | Qty | UOM | | | | | | | | | | | | | | | | | | | | | | | | | | | | | | | | | | | | | | | | | | | |
| VL1102A1 | DETERGENT LINE FILTER + BARBED VNR 6 MM | 1.000 | PC | | | | | | | | | | | | | | | | | | | | | | | | | | | | | | | | | | | | | | | | | | | | | | |
| VL1128A1 | D6 BARBED CHECK VALVE | 2.000 | PC | | | | | | | | | | | | | | | | | | | | | | | | | | | | | | | | | | | | | | | | | | | | | | |
| VL1141A1 | BB6-BB6 STRAIGHT CONNECTION | 1.000 | PC | | | | | | | | | | | | | | | | | | | | | | | | | | | | | | | | | | | | | | | | | | | | | | |
| VL1166A0 | BB6-AR6 L FITTING | 4.000 | PC | | | | | | | | | | | | | | | | | | | | | | | | | | | | | | | | | | | | | | | | | | | | | | |
| VL1174C0 | D1.2 MM CALIBRATED D1.2 MM | 1.000 | PC | | | | | | | | | | | | | | | | | | | | | | | | | | | | | | | | | | | | | | | | | | | | | | |
| VL1186A0 | 3 WAYS PLUS WASHING DISTRIBUTOR | 1.000 | PC | | | | | | | | | | | | | | | | | | | | | | | | | | | | | | | | | | | | | | | | | | | | | | |
| VL1190A0 | PLUS WASHING SYSTEM INLET DISTRIBUTOR | 1.000 | PC | | | | | | | | | | | | | | | | | | | | | | | | | | | | | | | | | | | | | | | | | | | | | | |
| VL1214A0 | BAYONET - 6mm BARBED NRV VALVE | 1.000 | PC | | | | | | | | | | | | | | | | | | | | | | | | | | | | | | | | | | | | | | | | | | | | | | |
| VM1605A0 | CLIP TWIST LOCK DIAM. 10.2-12.7 MM | 3.000 | PC | | | | | | | | | | | | | | | | | | | | | | | | | | | | | | | | | | | | | | | | | | | | | | |
| VM2172A0 | LOCKING CLIP FOR PUMP WITH CIRCUIT | 5.000 | PC | | | | | | | | | | | | | | | | | | | | | | | | | | | | | | | | | | | | | | | | | | | | | | |
| KVL1207A | US PLUS 1 ROTOR ARM WASHING SYSTEM KIT | <table border="1"> <thead> <tr> <th>Code</th> <th>Description</th> <th>Qty</th> <th>UOM</th> </tr> </thead> <tbody> <tr> <td>0H2354A1</td> <td>XEVC-XEVL PLUS WASHING CIRCUIT PLAT</td> <td>1.000</td> <td>PC</td> </tr> <tr> <td>EL1450A0</td> <td>US SELF-CLEANING WATER SOLENOID</td> <td>3.000</td> <td>PC</td> </tr> <tr> <td>GN1526A0</td> <td>INT. D.=6.9 TH=1.8 O-RIN</td> <td>7.000</td> <td>PC</td> </tr> <tr> <td>RC1018A0</td> <td>ZINC PLATED D12 ELASTIC CLAMP</td> <td>2.000</td> <td>PC</td> </tr> <tr> <td>RC1019A0</td> <td>D=10 ELASTIC CLAMP</td> <td>14.000</td> <td>PC</td> </tr> <tr> <td>RC1130A0</td> <td>130x2.6 CLAM</td> <td>1.000</td> <td>PC</td> </tr> <tr> <td>RC1131A0</td> <td>200x2.6 BLACK CLAMP</td> <td>2.000</td> <td>PC</td> </tr> <tr> <td>RC1242A0</td> <td>D=10 CLOSED CAP</td> <td>2.000</td> <td>PC</td> </tr> </tbody> </table> | Code | Description | Qty | UOM | 0H2354A1 | XEVC-XEVL PLUS WASHING CIRCUIT PLAT | 1.000 | PC | EL1450A0 | US SELF-CLEANING WATER SOLENOID | 3.000 | PC | GN1526A0 | INT. D.=6.9 TH=1.8 O-RIN | 7.000 | PC | RC1018A0 | ZINC PLATED D12 ELASTIC CLAMP | 2.000 | PC | RC1019A0 | D=10 ELASTIC CLAMP | 14.000 | PC | RC1130A0 | 130x2.6 CLAM | 1.000 | PC | RC1131A0 | 200x2.6 BLACK CLAMP | 2.000 | PC | RC1242A0 | D=10 CLOSED CAP | 2.000 | PC | | | | | | | | | | | |
| Code | Description | Qty | UOM | | | | | | | | | | | | | | | | | | | | | | | | | | | | | | | | | | | | | | | | | | | | | | |
| 0H2354A1 | XEVC-XEVL PLUS WASHING CIRCUIT PLAT | 1.000 | PC | | | | | | | | | | | | | | | | | | | | | | | | | | | | | | | | | | | | | | | | | | | | | | |
| EL1450A0 | US SELF-CLEANING WATER SOLENOID | 3.000 | PC | | | | | | | | | | | | | | | | | | | | | | | | | | | | | | | | | | | | | | | | | | | | | | |
| GN1526A0 | INT. D.=6.9 TH=1.8 O-RIN | 7.000 | PC | | | | | | | | | | | | | | | | | | | | | | | | | | | | | | | | | | | | | | | | | | | | | | |
| RC1018A0 | ZINC PLATED D12 ELASTIC CLAMP | 2.000 | PC | | | | | | | | | | | | | | | | | | | | | | | | | | | | | | | | | | | | | | | | | | | | | | |
| RC1019A0 | D=10 ELASTIC CLAMP | 14.000 | PC | | | | | | | | | | | | | | | | | | | | | | | | | | | | | | | | | | | | | | | | | | | | | | |
| RC1130A0 | 130x2.6 CLAM | 1.000 | PC | | | | | | | | | | | | | | | | | | | | | | | | | | | | | | | | | | | | | | | | | | | | | | |
| RC1131A0 | 200x2.6 BLACK CLAMP | 2.000 | PC | | | | | | | | | | | | | | | | | | | | | | | | | | | | | | | | | | | | | | | | | | | | | | |
| RC1242A0 | D=10 CLOSED CAP | 2.000 | PC | | | | | | | | | | | | | | | | | | | | | | | | | | | | | | | | | | | | | | | | | | | | | | |




| COMPONENT | | | SPARE PART | | | | | | | | | | | | | | | | | | | | | | | | | | | | | | | | | | | | | | | | | | | | | | | | | | | | | | | | | | | | | | | | | | | | | | | | | | | | | | |
|-----------|--------------------------------------|---|------------|--|---|---|-------------|-----|-----|----------|---|-------|----|----------|-----------------------|-------|----|----------|---------------------------------|-------|----|----------|--------------------------------------|-------|----|----------|--------------------------------------|-------|----|----------|----------|-------|----|----------|--------------------------|-------|----|----------|-----------------------------------|-------|----|----------|-------------------------------|-------|----|----------|---|-------|----|----------|-----------------------|-------|----|----------|-------------------|-------|----|----------|----------------------------|-------|----|----------|---------------------------------|-------|----|----------|---------------------------------------|-------|----|----------|--------------------------------|-------|----|----------|------------------------------------|-------|----|----------|------------------------------------|-------|----|
| Code | Description | Image | Code | Description | Kit components | | | | | | | | | | | | | | | | | | | | | | | | | | | | | | | | | | | | | | | | | | | | | | | | | | | | | | | | | | | | | | | | | | | | | | | | | | | | |
| 0H2354A | XEVC-XEVL PLUS WASHING CIRCUIT PLATE |  | KVL1207A | US PLUS 1 ROTOR ARM WASHING SYSTEM KIT | <table border="1"> <thead> <tr> <th>Code</th> <th>Description</th> <th>Qty</th> <th>UOM</th> </tr> </thead> <tbody> <tr> <td>RC1356A0</td> <td>"STRAIGHT THREADED FEMALE END 8x1/4" BS</td> <td>1.000</td> <td>PC</td> </tr> <tr> <td>TB2821A0</td> <td>EPDM 6X10 L=40MM PIPE</td> <td>6.000</td> <td>PC</td> </tr> <tr> <td>TB3004A0</td> <td>TB2820A L=550mm EPDM BLACK PIPE</td> <td>1.000</td> <td>PC</td> </tr> <tr> <td>TB3005B0</td> <td>TB3132A L=550mm EPDM WHITE-BLUE PIPE</td> <td>1.000</td> <td>PC</td> </tr> <tr> <td>TB3225B0</td> <td>TB2820A-TAN K-WASHYNG SYS CONNECTION</td> <td>1.000</td> <td>PC</td> </tr> <tr> <td>TB3252A0</td> <td>TB3252A0</td> <td>1.000</td> <td>PC</td> </tr> <tr> <td>VL1019A0</td> <td>VIBRATION DETERGENT PUMP</td> <td>1.000</td> <td>PC</td> </tr> <tr> <td>VL1047A1</td> <td>D6 PIPE HOLDER - D8 J.G. TERMINAL</td> <td>1.000</td> <td>PC</td> </tr> <tr> <td>VL1065A1</td> <td>1/4 MALE N.O. PRESSURE SWITCH</td> <td>1.000</td> <td>PC</td> </tr> <tr> <td>VL1102A1</td> <td>DETERGENT LINE FILTER + BARBED VNR 6 MM</td> <td>1.000</td> <td>PC</td> </tr> <tr> <td>VL1128A1</td> <td>D6 BARBED CHECK VALVE</td> <td>2.000</td> <td>PC</td> </tr> <tr> <td>VL1166A0</td> <td>BB6-AR6 L FITTING</td> <td>3.000</td> <td>PC</td> </tr> <tr> <td>VL1174C0</td> <td>D1.2 MM CALIBRATED D1.2 MM</td> <td>1.000</td> <td>PC</td> </tr> <tr> <td>VL1185A0</td> <td>2 WAYS PLUS WASHING DISTRIBUTOR</td> <td>1.000</td> <td>PC</td> </tr> <tr> <td>VL1190A0</td> <td>PLUS WASHING SYSTEM INLET DISTRIBUTOR</td> <td>1.000</td> <td>PC</td> </tr> <tr> <td>VL1214A0</td> <td>BAYONET - 6mm BARBED NRV VALVE</td> <td>1.000</td> <td>PC</td> </tr> <tr> <td>VM1605A0</td> <td>CLIP TWIST LOCK DIAM. 10,2-12,7 MM</td> <td>3.000</td> <td>PC</td> </tr> <tr> <td>VM2172A0</td> <td>LOCKING CLIP FOR PUMP WITH CIRCUIT</td> <td>3.000</td> <td>PC</td> </tr> </tbody> </table> | Code | Description | Qty | UOM | RC1356A0 | "STRAIGHT THREADED FEMALE END 8x1/4" BS | 1.000 | PC | TB2821A0 | EPDM 6X10 L=40MM PIPE | 6.000 | PC | TB3004A0 | TB2820A L=550mm EPDM BLACK PIPE | 1.000 | PC | TB3005B0 | TB3132A L=550mm EPDM WHITE-BLUE PIPE | 1.000 | PC | TB3225B0 | TB2820A-TAN K-WASHYNG SYS CONNECTION | 1.000 | PC | TB3252A0 | TB3252A0 | 1.000 | PC | VL1019A0 | VIBRATION DETERGENT PUMP | 1.000 | PC | VL1047A1 | D6 PIPE HOLDER - D8 J.G. TERMINAL | 1.000 | PC | VL1065A1 | 1/4 MALE N.O. PRESSURE SWITCH | 1.000 | PC | VL1102A1 | DETERGENT LINE FILTER + BARBED VNR 6 MM | 1.000 | PC | VL1128A1 | D6 BARBED CHECK VALVE | 2.000 | PC | VL1166A0 | BB6-AR6 L FITTING | 3.000 | PC | VL1174C0 | D1.2 MM CALIBRATED D1.2 MM | 1.000 | PC | VL1185A0 | 2 WAYS PLUS WASHING DISTRIBUTOR | 1.000 | PC | VL1190A0 | PLUS WASHING SYSTEM INLET DISTRIBUTOR | 1.000 | PC | VL1214A0 | BAYONET - 6mm BARBED NRV VALVE | 1.000 | PC | VM1605A0 | CLIP TWIST LOCK DIAM. 10,2-12,7 MM | 3.000 | PC | VM2172A0 | LOCKING CLIP FOR PUMP WITH CIRCUIT | 3.000 | PC |
| | | | | | Code | Description | Qty | UOM | | | | | | | | | | | | | | | | | | | | | | | | | | | | | | | | | | | | | | | | | | | | | | | | | | | | | | | | | | | | | | | | | | | | | | | | | |
| | | | | | RC1356A0 | "STRAIGHT THREADED FEMALE END 8x1/4" BS | 1.000 | PC | | | | | | | | | | | | | | | | | | | | | | | | | | | | | | | | | | | | | | | | | | | | | | | | | | | | | | | | | | | | | | | | | | | | | | | | | |
| | | | | | TB2821A0 | EPDM 6X10 L=40MM PIPE | 6.000 | PC | | | | | | | | | | | | | | | | | | | | | | | | | | | | | | | | | | | | | | | | | | | | | | | | | | | | | | | | | | | | | | | | | | | | | | | | | |
| | | | | | TB3004A0 | TB2820A L=550mm EPDM BLACK PIPE | 1.000 | PC | | | | | | | | | | | | | | | | | | | | | | | | | | | | | | | | | | | | | | | | | | | | | | | | | | | | | | | | | | | | | | | | | | | | | | | | | |
| | | | | | TB3005B0 | TB3132A L=550mm EPDM WHITE-BLUE PIPE | 1.000 | PC | | | | | | | | | | | | | | | | | | | | | | | | | | | | | | | | | | | | | | | | | | | | | | | | | | | | | | | | | | | | | | | | | | | | | | | | | |
| | | | | | TB3225B0 | TB2820A-TAN K-WASHYNG SYS CONNECTION | 1.000 | PC | | | | | | | | | | | | | | | | | | | | | | | | | | | | | | | | | | | | | | | | | | | | | | | | | | | | | | | | | | | | | | | | | | | | | | | | | |
| | | | | | TB3252A0 | TB3252A0 | 1.000 | PC | | | | | | | | | | | | | | | | | | | | | | | | | | | | | | | | | | | | | | | | | | | | | | | | | | | | | | | | | | | | | | | | | | | | | | | | | |
| | | | | | VL1019A0 | VIBRATION DETERGENT PUMP | 1.000 | PC | | | | | | | | | | | | | | | | | | | | | | | | | | | | | | | | | | | | | | | | | | | | | | | | | | | | | | | | | | | | | | | | | | | | | | | | | |
| | | | | | VL1047A1 | D6 PIPE HOLDER - D8 J.G. TERMINAL | 1.000 | PC | | | | | | | | | | | | | | | | | | | | | | | | | | | | | | | | | | | | | | | | | | | | | | | | | | | | | | | | | | | | | | | | | | | | | | | | | |
| | | | | | VL1065A1 | 1/4 MALE N.O. PRESSURE SWITCH | 1.000 | PC | | | | | | | | | | | | | | | | | | | | | | | | | | | | | | | | | | | | | | | | | | | | | | | | | | | | | | | | | | | | | | | | | | | | | | | | | |
| | | | | | VL1102A1 | DETERGENT LINE FILTER + BARBED VNR 6 MM | 1.000 | PC | | | | | | | | | | | | | | | | | | | | | | | | | | | | | | | | | | | | | | | | | | | | | | | | | | | | | | | | | | | | | | | | | | | | | | | | | |
| | | | | | VL1128A1 | D6 BARBED CHECK VALVE | 2.000 | PC | | | | | | | | | | | | | | | | | | | | | | | | | | | | | | | | | | | | | | | | | | | | | | | | | | | | | | | | | | | | | | | | | | | | | | | | | |
| | | | | | VL1166A0 | BB6-AR6 L FITTING | 3.000 | PC | | | | | | | | | | | | | | | | | | | | | | | | | | | | | | | | | | | | | | | | | | | | | | | | | | | | | | | | | | | | | | | | | | | | | | | | | |
| | | | | | VL1174C0 | D1.2 MM CALIBRATED D1.2 MM | 1.000 | PC | | | | | | | | | | | | | | | | | | | | | | | | | | | | | | | | | | | | | | | | | | | | | | | | | | | | | | | | | | | | | | | | | | | | | | | | | |
| | | | | | VL1185A0 | 2 WAYS PLUS WASHING DISTRIBUTOR | 1.000 | PC | | | | | | | | | | | | | | | | | | | | | | | | | | | | | | | | | | | | | | | | | | | | | | | | | | | | | | | | | | | | | | | | | | | | | | | | | |
| | | | | | VL1190A0 | PLUS WASHING SYSTEM INLET DISTRIBUTOR | 1.000 | PC | | | | | | | | | | | | | | | | | | | | | | | | | | | | | | | | | | | | | | | | | | | | | | | | | | | | | | | | | | | | | | | | | | | | | | | | | |
| | | | | | VL1214A0 | BAYONET - 6mm BARBED NRV VALVE | 1.000 | PC | | | | | | | | | | | | | | | | | | | | | | | | | | | | | | | | | | | | | | | | | | | | | | | | | | | | | | | | | | | | | | | | | | | | | | | | | |
| | | | | | VM1605A0 | CLIP TWIST LOCK DIAM. 10,2-12,7 MM | 3.000 | PC | | | | | | | | | | | | | | | | | | | | | | | | | | | | | | | | | | | | | | | | | | | | | | | | | | | | | | | | | | | | | | | | | | | | | | | | | |
| | | | | | VM2172A0 | LOCKING CLIP FOR PUMP WITH CIRCUIT | 3.000 | PC | | | | | | | | | | | | | | | | | | | | | | | | | | | | | | | | | | | | | | | | | | | | | | | | | | | | | | | | | | | | | | | | | | | | | | | | | |




| COMPONENT | | | SPARE PART | | | | | | | | | | | | | | | | | | | | | | | | | | | | | | | | | | | | | | | | | | | | | | | | | | | | | | | | | | | | | | | | | | | | | | | | | | | | | | | | | | | | | | | | | | |
|-----------|---|---|------------|--|--|---|-------------|-----|-----|----------|-------------------------------------|-------|----|----------|---------------------------|-------|----|----------|--------------------------|-------|----|----------|-------------------------------|--------|----|----------|--------------------|--------|----|----------|--------------|-------|----|----------|---------------------|-------|----|----------|-----------------|-------|----|----------|---|-------|----|----------|--|-------|----|----------|--|-------|----|----------|-----------------------|-------|----|----------|---------------------------------|-------|----|----------|--|-------|----|----------|--|-------|----|----------|---------------------------------------|-------|----|----------|--------------------------|-------|----|----------|-----------------------------------|-------|----|----------|-------------------------------|-------|----|----------|---|-------|----|----------|-----------------------------|-------|----|
| Code | Description | Image | Code | Description | Kit components | | | | | | | | | | | | | | | | | | | | | | | | | | | | | | | | | | | | | | | | | | | | | | | | | | | | | | | | | | | | | | | | | | | | | | | | | | | | | | | | | | | | | | | | |
| 0H2354A | XEVC-XEVL PLUS WASHING CIRCUIT PLATE |  | KVL1187A | 3 ROTOR ARMS PLUS EU CLEANING SYSTEM KIT | <table border="1"> <thead> <tr> <th>Code</th> <th>Description</th> <th>Qty</th> <th>UOM</th> </tr> </thead> <tbody> <tr> <td>0H2354A1</td> <td>XEVC-XEVL PLUS WASHING CIRCUIT PLAT</td> <td>1.000</td> <td>PC</td> </tr> <tr> <td>EL1440A0</td> <td>WATER SELF CLEANING VALVE</td> <td>4.000</td> <td>PC</td> </tr> <tr> <td>GN1526A0</td> <td>INT. D.=6.9 TH=1.8 O-RIN</td> <td>9.000</td> <td>PC</td> </tr> <tr> <td>RC1018A0</td> <td>ZINC PLATED D12 ELASTIC CLAMP</td> <td>11.000</td> <td>PC</td> </tr> <tr> <td>RC1019A0</td> <td>D=10 ELASTIC CLAMP</td> <td>16.000</td> <td>PC</td> </tr> <tr> <td>RC1130A0</td> <td>130x2.6 CLAM</td> <td>1.000</td> <td>PC</td> </tr> <tr> <td>RC1131A0</td> <td>200x2.6 BLACK CLAMP</td> <td>3.000</td> <td>PC</td> </tr> <tr> <td>RC1242A0</td> <td>D=10 CLOSED CAP</td> <td>2.000</td> <td>PC</td> </tr> <tr> <td>RC1356A0</td> <td>"STRAIGHT THREADED FEMALE END 8x1/4" BS</td> <td>1.000</td> <td>PC</td> </tr> <tr> <td>TB2652A0</td> <td></td> <td>1.000</td> <td>PC</td> </tr> <tr> <td>TB2677A0</td> <td></td> <td>1.000</td> <td>PC</td> </tr> <tr> <td>TB2821A0</td> <td>EPDM 6X10 L=40MM PIPE</td> <td>6.000</td> <td>PC</td> </tr> <tr> <td>TB3004A0</td> <td>TB2820A L=550mm EPDM BLACK PIPE</td> <td>2.000</td> <td>PC</td> </tr> <tr> <td>TB3024C0</td> <td></td> <td>3.000</td> <td>PC</td> </tr> <tr> <td>TB3226A0</td> <td></td> <td>1.000</td> <td>PC</td> </tr> <tr> <td>TB3440A0</td> <td>TB3132A L=1050mm EPDM WHITE-BLUE PIPE</td> <td>1.000</td> <td>PC</td> </tr> <tr> <td>VL1019A0</td> <td>VIBRATION DETERGENT PUMP</td> <td>1.000</td> <td>PC</td> </tr> <tr> <td>VL1047A1</td> <td>D6 PIPE HOLDER - D8 J.G. TERMINAL</td> <td>1.000</td> <td>PC</td> </tr> <tr> <td>VL1065A1</td> <td>1/4 MALE N.O. PRESSURE SWITCH</td> <td>1.000</td> <td>PC</td> </tr> <tr> <td>VL1102A1</td> <td>DETERGENT LINE FILTER + BARBED VNR 6 MM</td> <td>1.000</td> <td>PC</td> </tr> <tr> <td>VL1127A1</td> <td>6mm BARBED T-SHAPED FITTING</td> <td>2.000</td> <td>PC</td> </tr> </tbody> </table> | Code | Description | Qty | UOM | 0H2354A1 | XEVC-XEVL PLUS WASHING CIRCUIT PLAT | 1.000 | PC | EL1440A0 | WATER SELF CLEANING VALVE | 4.000 | PC | GN1526A0 | INT. D.=6.9 TH=1.8 O-RIN | 9.000 | PC | RC1018A0 | ZINC PLATED D12 ELASTIC CLAMP | 11.000 | PC | RC1019A0 | D=10 ELASTIC CLAMP | 16.000 | PC | RC1130A0 | 130x2.6 CLAM | 1.000 | PC | RC1131A0 | 200x2.6 BLACK CLAMP | 3.000 | PC | RC1242A0 | D=10 CLOSED CAP | 2.000 | PC | RC1356A0 | "STRAIGHT THREADED FEMALE END 8x1/4" BS | 1.000 | PC | TB2652A0 | | 1.000 | PC | TB2677A0 | | 1.000 | PC | TB2821A0 | EPDM 6X10 L=40MM PIPE | 6.000 | PC | TB3004A0 | TB2820A L=550mm EPDM BLACK PIPE | 2.000 | PC | TB3024C0 | | 3.000 | PC | TB3226A0 | | 1.000 | PC | TB3440A0 | TB3132A L=1050mm EPDM WHITE-BLUE PIPE | 1.000 | PC | VL1019A0 | VIBRATION DETERGENT PUMP | 1.000 | PC | VL1047A1 | D6 PIPE HOLDER - D8 J.G. TERMINAL | 1.000 | PC | VL1065A1 | 1/4 MALE N.O. PRESSURE SWITCH | 1.000 | PC | VL1102A1 | DETERGENT LINE FILTER + BARBED VNR 6 MM | 1.000 | PC | VL1127A1 | 6mm BARBED T-SHAPED FITTING | 2.000 | PC |
| | | | | | Code | Description | Qty | UOM | | | | | | | | | | | | | | | | | | | | | | | | | | | | | | | | | | | | | | | | | | | | | | | | | | | | | | | | | | | | | | | | | | | | | | | | | | | | | | | | | | | | | |
| | | | | | 0H2354A1 | XEVC-XEVL PLUS WASHING CIRCUIT PLAT | 1.000 | PC | | | | | | | | | | | | | | | | | | | | | | | | | | | | | | | | | | | | | | | | | | | | | | | | | | | | | | | | | | | | | | | | | | | | | | | | | | | | | | | | | | | | | |
| | | | | | EL1440A0 | WATER SELF CLEANING VALVE | 4.000 | PC | | | | | | | | | | | | | | | | | | | | | | | | | | | | | | | | | | | | | | | | | | | | | | | | | | | | | | | | | | | | | | | | | | | | | | | | | | | | | | | | | | | | | |
| | | | | | GN1526A0 | INT. D.=6.9 TH=1.8 O-RIN | 9.000 | PC | | | | | | | | | | | | | | | | | | | | | | | | | | | | | | | | | | | | | | | | | | | | | | | | | | | | | | | | | | | | | | | | | | | | | | | | | | | | | | | | | | | | | |
| | | | | | RC1018A0 | ZINC PLATED D12 ELASTIC CLAMP | 11.000 | PC | | | | | | | | | | | | | | | | | | | | | | | | | | | | | | | | | | | | | | | | | | | | | | | | | | | | | | | | | | | | | | | | | | | | | | | | | | | | | | | | | | | | | |
| | | | | | RC1019A0 | D=10 ELASTIC CLAMP | 16.000 | PC | | | | | | | | | | | | | | | | | | | | | | | | | | | | | | | | | | | | | | | | | | | | | | | | | | | | | | | | | | | | | | | | | | | | | | | | | | | | | | | | | | | | | |
| | | | | | RC1130A0 | 130x2.6 CLAM | 1.000 | PC | | | | | | | | | | | | | | | | | | | | | | | | | | | | | | | | | | | | | | | | | | | | | | | | | | | | | | | | | | | | | | | | | | | | | | | | | | | | | | | | | | | | | |
| | | | | | RC1131A0 | 200x2.6 BLACK CLAMP | 3.000 | PC | | | | | | | | | | | | | | | | | | | | | | | | | | | | | | | | | | | | | | | | | | | | | | | | | | | | | | | | | | | | | | | | | | | | | | | | | | | | | | | | | | | | | |
| | | | | | RC1242A0 | D=10 CLOSED CAP | 2.000 | PC | | | | | | | | | | | | | | | | | | | | | | | | | | | | | | | | | | | | | | | | | | | | | | | | | | | | | | | | | | | | | | | | | | | | | | | | | | | | | | | | | | | | | |
| | | | | | RC1356A0 | "STRAIGHT THREADED FEMALE END 8x1/4" BS | 1.000 | PC | | | | | | | | | | | | | | | | | | | | | | | | | | | | | | | | | | | | | | | | | | | | | | | | | | | | | | | | | | | | | | | | | | | | | | | | | | | | | | | | | | | | | |
| | | | | | TB2652A0 | | 1.000 | PC | | | | | | | | | | | | | | | | | | | | | | | | | | | | | | | | | | | | | | | | | | | | | | | | | | | | | | | | | | | | | | | | | | | | | | | | | | | | | | | | | | | | | |
| | | | | | TB2677A0 | | 1.000 | PC | | | | | | | | | | | | | | | | | | | | | | | | | | | | | | | | | | | | | | | | | | | | | | | | | | | | | | | | | | | | | | | | | | | | | | | | | | | | | | | | | | | | | |
| | | | | | TB2821A0 | EPDM 6X10 L=40MM PIPE | 6.000 | PC | | | | | | | | | | | | | | | | | | | | | | | | | | | | | | | | | | | | | | | | | | | | | | | | | | | | | | | | | | | | | | | | | | | | | | | | | | | | | | | | | | | | | |
| | | | | | TB3004A0 | TB2820A L=550mm EPDM BLACK PIPE | 2.000 | PC | | | | | | | | | | | | | | | | | | | | | | | | | | | | | | | | | | | | | | | | | | | | | | | | | | | | | | | | | | | | | | | | | | | | | | | | | | | | | | | | | | | | | |
| | | | | | TB3024C0 | | 3.000 | PC | | | | | | | | | | | | | | | | | | | | | | | | | | | | | | | | | | | | | | | | | | | | | | | | | | | | | | | | | | | | | | | | | | | | | | | | | | | | | | | | | | | | | |
| | | | | | TB3226A0 | | 1.000 | PC | | | | | | | | | | | | | | | | | | | | | | | | | | | | | | | | | | | | | | | | | | | | | | | | | | | | | | | | | | | | | | | | | | | | | | | | | | | | | | | | | | | | | |
| | | | | | TB3440A0 | TB3132A L=1050mm EPDM WHITE-BLUE PIPE | 1.000 | PC | | | | | | | | | | | | | | | | | | | | | | | | | | | | | | | | | | | | | | | | | | | | | | | | | | | | | | | | | | | | | | | | | | | | | | | | | | | | | | | | | | | | | |
| | | | | | VL1019A0 | VIBRATION DETERGENT PUMP | 1.000 | PC | | | | | | | | | | | | | | | | | | | | | | | | | | | | | | | | | | | | | | | | | | | | | | | | | | | | | | | | | | | | | | | | | | | | | | | | | | | | | | | | | | | | | |
| | | | | | VL1047A1 | D6 PIPE HOLDER - D8 J.G. TERMINAL | 1.000 | PC | | | | | | | | | | | | | | | | | | | | | | | | | | | | | | | | | | | | | | | | | | | | | | | | | | | | | | | | | | | | | | | | | | | | | | | | | | | | | | | | | | | | | |
| VL1065A1 | 1/4 MALE N.O. PRESSURE SWITCH | 1.000 | PC | | | | | | | | | | | | | | | | | | | | | | | | | | | | | | | | | | | | | | | | | | | | | | | | | | | | | | | | | | | | | | | | | | | | | | | | | | | | | | | | | | | | | | | | | | |
| VL1102A1 | DETERGENT LINE FILTER + BARBED VNR 6 MM | 1.000 | PC | | | | | | | | | | | | | | | | | | | | | | | | | | | | | | | | | | | | | | | | | | | | | | | | | | | | | | | | | | | | | | | | | | | | | | | | | | | | | | | | | | | | | | | | | | |
| VL1127A1 | 6mm BARBED T-SHAPED FITTING | 2.000 | PC | | | | | | | | | | | | | | | | | | | | | | | | | | | | | | | | | | | | | | | | | | | | | | | | | | | | | | | | | | | | | | | | | | | | | | | | | | | | | | | | | | | | | | | | | | |




| COMPONENT | | | SPARE PART | | | | | | | | | | | | | | | | | | | | | | | | | | | | | | | | | | | | | | | | | | | |
|-----------|--|---|------------|--|--|------|-------------|-------------------------------------|-------|----------|-----------------------|---------------------------|-------|----------|-------------------|--------------------------|-------|----------|---------------------------------------|-------------------------------|-------|----------|----------------------------|--------------------|--------|----------|---------------------------------|--------------|-------|----------|---------------------------------------|---------------------|-------|----------|--------------------------------|-----------------|-------|----------|------------------------------------|---|-------|----------|------------------------------------|-----------------------|-------|----|
| Code | Description | Image | Code | Description | Kit components | | | | | | | | | | | | | | | | | | | | | | | | | | | | | | | | | | | | | | | | | |
| 0H2354A | XEVC-XEVL PLUS WASHING CIRCUIT PLATE |  | KVL1187A | 3 ROTOR ARMS PLUS EU CLEANING SYSTEM KIT | <table border="1"> <thead> <tr> <th>Code</th> <th>Description</th> <th>Qty</th> <th>UOM</th> </tr> </thead> <tbody> <tr> <td>VL1128A1</td> <td>D6 BARBED CHECK VALVE</td> <td>3.000</td> <td>PC</td> </tr> <tr> <td>VL1166A0</td> <td>BB6-AR6 L FITTING</td> <td>4.000</td> <td>PC</td> </tr> <tr> <td>VL1167A2</td> <td>GN21 3 ROTOR ARMS B-B FLOW RESTRICTOR</td> <td>1.000</td> <td>PC</td> </tr> <tr> <td>VL1174C0</td> <td>D1.2 MM CALIBRATED D1.2 MM</td> <td>1.000</td> <td>PC</td> </tr> <tr> <td>VL1186A0</td> <td>3 WAYS PLUS WASHING DISTRIBUTOR</td> <td>1.000</td> <td>PC</td> </tr> <tr> <td>VL1190A0</td> <td>PLUS WASHING SYSTEM INLET DISTRIBUTOR</td> <td>1.000</td> <td>PC</td> </tr> <tr> <td>VL1214A0</td> <td>BAYONET - 6mm BARBED NRV VALVE</td> <td>1.000</td> <td>PC</td> </tr> <tr> <td>VM1605A0</td> <td>CLIP TWIST LOCK DIAM. 10,2-12,7 MM</td> <td>3.000</td> <td>PC</td> </tr> <tr> <td>VM2172A0</td> <td>LOCKING CLIP FOR PUMP WITH CIRCUIT</td> <td>5.000</td> <td>PC</td> </tr> </tbody> </table> | Code | Description | Qty | UOM | VL1128A1 | D6 BARBED CHECK VALVE | 3.000 | PC | VL1166A0 | BB6-AR6 L FITTING | 4.000 | PC | VL1167A2 | GN21 3 ROTOR ARMS B-B FLOW RESTRICTOR | 1.000 | PC | VL1174C0 | D1.2 MM CALIBRATED D1.2 MM | 1.000 | PC | VL1186A0 | 3 WAYS PLUS WASHING DISTRIBUTOR | 1.000 | PC | VL1190A0 | PLUS WASHING SYSTEM INLET DISTRIBUTOR | 1.000 | PC | VL1214A0 | BAYONET - 6mm BARBED NRV VALVE | 1.000 | PC | VM1605A0 | CLIP TWIST LOCK DIAM. 10,2-12,7 MM | 3.000 | PC | VM2172A0 | LOCKING CLIP FOR PUMP WITH CIRCUIT | 5.000 | PC | |
| | | | Code | Description | Qty | UOM | | | | | | | | | | | | | | | | | | | | | | | | | | | | | | | | | | | | | | | | |
| VL1128A1 | D6 BARBED CHECK VALVE | 3.000 | PC | | | | | | | | | | | | | | | | | | | | | | | | | | | | | | | | | | | | | | | | | | | |
| VL1166A0 | BB6-AR6 L FITTING | 4.000 | PC | | | | | | | | | | | | | | | | | | | | | | | | | | | | | | | | | | | | | | | | | | | |
| VL1167A2 | GN21 3 ROTOR ARMS B-B FLOW RESTRICTOR | 1.000 | PC | | | | | | | | | | | | | | | | | | | | | | | | | | | | | | | | | | | | | | | | | | | |
| VL1174C0 | D1.2 MM CALIBRATED D1.2 MM | 1.000 | PC | | | | | | | | | | | | | | | | | | | | | | | | | | | | | | | | | | | | | | | | | | | |
| VL1186A0 | 3 WAYS PLUS WASHING DISTRIBUTOR | 1.000 | PC | | | | | | | | | | | | | | | | | | | | | | | | | | | | | | | | | | | | | | | | | | | |
| VL1190A0 | PLUS WASHING SYSTEM INLET DISTRIBUTOR | 1.000 | PC | | | | | | | | | | | | | | | | | | | | | | | | | | | | | | | | | | | | | | | | | | | |
| VL1214A0 | BAYONET - 6mm BARBED NRV VALVE | 1.000 | PC | | | | | | | | | | | | | | | | | | | | | | | | | | | | | | | | | | | | | | | | | | | |
| VM1605A0 | CLIP TWIST LOCK DIAM. 10,2-12,7 MM | 3.000 | PC | | | | | | | | | | | | | | | | | | | | | | | | | | | | | | | | | | | | | | | | | | | |
| VM2172A0 | LOCKING CLIP FOR PUMP WITH CIRCUIT | 5.000 | PC | | | | | | | | | | | | | | | | | | | | | | | | | | | | | | | | | | | | | | | | | | | |
| KVL1184A | 2 ROTOR ARMS PLUS EU CLEANING SYSTEM KIT | <table border="1"> <thead> <tr> <th>Code</th> <th>Description</th> <th>Qty</th> <th>UOM</th> </tr> </thead> <tbody> <tr> <td>0H2354A1</td> <td>XEVC-XEVL PLUS WASHING CIRCUIT PLAT</td> <td>1.000</td> <td>PC</td> </tr> <tr> <td>EL1440A0</td> <td>WATER SELF CLEANING VALVE</td> <td>4.000</td> <td>PC</td> </tr> <tr> <td>GN1526A0</td> <td>INT. D.=6.9 TH=1.8 O-RIN</td> <td>9.000</td> <td>PC</td> </tr> <tr> <td>RC1018A0</td> <td>ZINC PLATED D12 ELASTIC CLAMP</td> <td>3.000</td> <td>PC</td> </tr> <tr> <td>RC1019A0</td> <td>D=10 ELASTIC CLAMP</td> <td>15.000</td> <td>PC</td> </tr> <tr> <td>RC1130A0</td> <td>130x2.6 CLAM</td> <td>1.000</td> <td>PC</td> </tr> <tr> <td>RC1131A0</td> <td>200x2.6 BLACK CLAMP</td> <td>3.000</td> <td>PC</td> </tr> <tr> <td>RC1242A0</td> <td>D=10 CLOSED CAP</td> <td>2.000</td> <td>PC</td> </tr> <tr> <td>RC1356A0</td> <td>"STRAIGHT THREADED FEMALE END 8x1/4" BS</td> <td>1.000</td> <td>PC</td> </tr> <tr> <td>TB2821A0</td> <td>EPDM 6X10 L=40MM PIPE</td> <td>6.000</td> <td>PC</td> </tr> </tbody> </table> | Code | Description | Qty | UOM | 0H2354A1 | XEVC-XEVL PLUS WASHING CIRCUIT PLAT | 1.000 | PC | EL1440A0 | WATER SELF CLEANING VALVE | 4.000 | PC | GN1526A0 | INT. D.=6.9 TH=1.8 O-RIN | 9.000 | PC | RC1018A0 | ZINC PLATED D12 ELASTIC CLAMP | 3.000 | PC | RC1019A0 | D=10 ELASTIC CLAMP | 15.000 | PC | RC1130A0 | 130x2.6 CLAM | 1.000 | PC | RC1131A0 | 200x2.6 BLACK CLAMP | 3.000 | PC | RC1242A0 | D=10 CLOSED CAP | 2.000 | PC | RC1356A0 | "STRAIGHT THREADED FEMALE END 8x1/4" BS | 1.000 | PC | TB2821A0 | EPDM 6X10 L=40MM PIPE | 6.000 | PC |
| Code | Description | Qty | UOM | | | | | | | | | | | | | | | | | | | | | | | | | | | | | | | | | | | | | | | | | | | |
| 0H2354A1 | XEVC-XEVL PLUS WASHING CIRCUIT PLAT | 1.000 | PC | | | | | | | | | | | | | | | | | | | | | | | | | | | | | | | | | | | | | | | | | | | |
| EL1440A0 | WATER SELF CLEANING VALVE | 4.000 | PC | | | | | | | | | | | | | | | | | | | | | | | | | | | | | | | | | | | | | | | | | | | |
| GN1526A0 | INT. D.=6.9 TH=1.8 O-RIN | 9.000 | PC | | | | | | | | | | | | | | | | | | | | | | | | | | | | | | | | | | | | | | | | | | | |
| RC1018A0 | ZINC PLATED D12 ELASTIC CLAMP | 3.000 | PC | | | | | | | | | | | | | | | | | | | | | | | | | | | | | | | | | | | | | | | | | | | |
| RC1019A0 | D=10 ELASTIC CLAMP | 15.000 | PC | | | | | | | | | | | | | | | | | | | | | | | | | | | | | | | | | | | | | | | | | | | |
| RC1130A0 | 130x2.6 CLAM | 1.000 | PC | | | | | | | | | | | | | | | | | | | | | | | | | | | | | | | | | | | | | | | | | | | |
| RC1131A0 | 200x2.6 BLACK CLAMP | 3.000 | PC | | | | | | | | | | | | | | | | | | | | | | | | | | | | | | | | | | | | | | | | | | | |
| RC1242A0 | D=10 CLOSED CAP | 2.000 | PC | | | | | | | | | | | | | | | | | | | | | | | | | | | | | | | | | | | | | | | | | | | |
| RC1356A0 | "STRAIGHT THREADED FEMALE END 8x1/4" BS | 1.000 | PC | | | | | | | | | | | | | | | | | | | | | | | | | | | | | | | | | | | | | | | | | | | |
| TB2821A0 | EPDM 6X10 L=40MM PIPE | 6.000 | PC | | | | | | | | | | | | | | | | | | | | | | | | | | | | | | | | | | | | | | | | | | | |






| COMPONENT | | | SPARE PART | | | | | | | | | | | | | | | | | | | | | | | | | | | | | | | | | | | | | | | | | | | | | | | | | | | | | | | | | | | | | | | | | | | | | | | | | | |
|-----------|--------------------------------------|---|------------|--|--|---|-------------|-----|-----|----------|---------------------|-------|----|----------|---------------------------------|-------|----|----------|--------------------------------------|-------|----|----------|---------------------------------------|-------|----|----------|--------------------------|-------|----|----------|-----------------------------------|-------|----|----------|-------------------------------|-------|----|----------|---|-------|----|----------|-----------------------|-------|----|----------|-----------------------------|-------|----|----------|-------------------|-------|----|----------|----------------------------|-------|----|----------|---------------------------------|-------|----|----------|---------------------------------------|-------|----|----------|--------------------------------|-------|----|----------|------------------------------------|-------|----|----------|------------------------------------|-------|----|
| Code | Description | Image | Code | Description | Kit components | | | | | | | | | | | | | | | | | | | | | | | | | | | | | | | | | | | | | | | | | | | | | | | | | | | | | | | | | | | | | | | | | | | | | | | | |
| 0H2354A | XEVC-XEVL PLUS WASHING CIRCUIT PLATE |  | KVL1184A | 2 ROTOR ARMS PLUS EU CLEANING SYSTEM KIT | <table border="1"> <thead> <tr> <th>Code</th> <th>Description</th> <th>Qty</th> <th>UOM</th> </tr> </thead> <tbody> <tr> <td>TB2994A0</td> <td>HOOD DETERGENT PIPE</td> <td>1.000</td> <td>PC</td> </tr> <tr> <td>TB3004A0</td> <td>TB2820A L=550mm EPDM BLACK PIPE</td> <td>2.000</td> <td>PC</td> </tr> <tr> <td>TB3005B0</td> <td>TB3132A L=550mm EPDM WHITE-BLUE PIPE</td> <td>1.000</td> <td>PC</td> </tr> <tr> <td>TB3440A0</td> <td>TB3132A L=1050mm EPDM WHITE-BLUE PIPE</td> <td>1.000</td> <td>PC</td> </tr> <tr> <td>VL1019A0</td> <td>VIBRATION DETERGENT PUMP</td> <td>1.000</td> <td>PC</td> </tr> <tr> <td>VL1047A1</td> <td>D6 PIPE HOLDER - D8 J.G. TERMINAL</td> <td>1.000</td> <td>PC</td> </tr> <tr> <td>VL1065A1</td> <td>1/4 MALE N.O. PRESSURE SWITCH</td> <td>1.000</td> <td>PC</td> </tr> <tr> <td>VL1102A1</td> <td>DETERGENT LINE FILTER + BARBED VNR 6 MM</td> <td>1.000</td> <td>PC</td> </tr> <tr> <td>VL1128A1</td> <td>D6 BARBED CHECK VALVE</td> <td>2.000</td> <td>PC</td> </tr> <tr> <td>VL1141A1</td> <td>BB6-BB6 STRAIGHT CONNECTION</td> <td>1.000</td> <td>PC</td> </tr> <tr> <td>VL1166A0</td> <td>BB6-AR6 L FITTING</td> <td>4.000</td> <td>PC</td> </tr> <tr> <td>VL1174C0</td> <td>D1.2 MM CALIBRATED D1.2 MM</td> <td>1.000</td> <td>PC</td> </tr> <tr> <td>VL1186A0</td> <td>3 WAYS PLUS WASHING DISTRIBUTOR</td> <td>1.000</td> <td>PC</td> </tr> <tr> <td>VL1190A0</td> <td>PLUS WASHING SYSTEM INLET DISTRIBUTOR</td> <td>1.000</td> <td>PC</td> </tr> <tr> <td>VL1214A0</td> <td>BAYONET - 6mm BARBED NRV VALVE</td> <td>1.000</td> <td>PC</td> </tr> <tr> <td>VM1605A0</td> <td>CLIP TWIST LOCK DIAM. 10,2-12,7 MM</td> <td>3.000</td> <td>PC</td> </tr> <tr> <td>VM2172A0</td> <td>LOCKING CLIP FOR PUMP WITH CIRCUIT</td> <td>5.000</td> <td>PC</td> </tr> </tbody> </table> | Code | Description | Qty | UOM | TB2994A0 | HOOD DETERGENT PIPE | 1.000 | PC | TB3004A0 | TB2820A L=550mm EPDM BLACK PIPE | 2.000 | PC | TB3005B0 | TB3132A L=550mm EPDM WHITE-BLUE PIPE | 1.000 | PC | TB3440A0 | TB3132A L=1050mm EPDM WHITE-BLUE PIPE | 1.000 | PC | VL1019A0 | VIBRATION DETERGENT PUMP | 1.000 | PC | VL1047A1 | D6 PIPE HOLDER - D8 J.G. TERMINAL | 1.000 | PC | VL1065A1 | 1/4 MALE N.O. PRESSURE SWITCH | 1.000 | PC | VL1102A1 | DETERGENT LINE FILTER + BARBED VNR 6 MM | 1.000 | PC | VL1128A1 | D6 BARBED CHECK VALVE | 2.000 | PC | VL1141A1 | BB6-BB6 STRAIGHT CONNECTION | 1.000 | PC | VL1166A0 | BB6-AR6 L FITTING | 4.000 | PC | VL1174C0 | D1.2 MM CALIBRATED D1.2 MM | 1.000 | PC | VL1186A0 | 3 WAYS PLUS WASHING DISTRIBUTOR | 1.000 | PC | VL1190A0 | PLUS WASHING SYSTEM INLET DISTRIBUTOR | 1.000 | PC | VL1214A0 | BAYONET - 6mm BARBED NRV VALVE | 1.000 | PC | VM1605A0 | CLIP TWIST LOCK DIAM. 10,2-12,7 MM | 3.000 | PC | VM2172A0 | LOCKING CLIP FOR PUMP WITH CIRCUIT | 5.000 | PC |
| | | | | | Code | Description | Qty | UOM | | | | | | | | | | | | | | | | | | | | | | | | | | | | | | | | | | | | | | | | | | | | | | | | | | | | | | | | | | | | | | | | | | | | | |
| | | | | | TB2994A0 | HOOD DETERGENT PIPE | 1.000 | PC | | | | | | | | | | | | | | | | | | | | | | | | | | | | | | | | | | | | | | | | | | | | | | | | | | | | | | | | | | | | | | | | | | | | | |
| | | | | | TB3004A0 | TB2820A L=550mm EPDM BLACK PIPE | 2.000 | PC | | | | | | | | | | | | | | | | | | | | | | | | | | | | | | | | | | | | | | | | | | | | | | | | | | | | | | | | | | | | | | | | | | | | | |
| | | | | | TB3005B0 | TB3132A L=550mm EPDM WHITE-BLUE PIPE | 1.000 | PC | | | | | | | | | | | | | | | | | | | | | | | | | | | | | | | | | | | | | | | | | | | | | | | | | | | | | | | | | | | | | | | | | | | | | |
| | | | | | TB3440A0 | TB3132A L=1050mm EPDM WHITE-BLUE PIPE | 1.000 | PC | | | | | | | | | | | | | | | | | | | | | | | | | | | | | | | | | | | | | | | | | | | | | | | | | | | | | | | | | | | | | | | | | | | | | |
| | | | | | VL1019A0 | VIBRATION DETERGENT PUMP | 1.000 | PC | | | | | | | | | | | | | | | | | | | | | | | | | | | | | | | | | | | | | | | | | | | | | | | | | | | | | | | | | | | | | | | | | | | | | |
| | | | | | VL1047A1 | D6 PIPE HOLDER - D8 J.G. TERMINAL | 1.000 | PC | | | | | | | | | | | | | | | | | | | | | | | | | | | | | | | | | | | | | | | | | | | | | | | | | | | | | | | | | | | | | | | | | | | | | |
| | | | | | VL1065A1 | 1/4 MALE N.O. PRESSURE SWITCH | 1.000 | PC | | | | | | | | | | | | | | | | | | | | | | | | | | | | | | | | | | | | | | | | | | | | | | | | | | | | | | | | | | | | | | | | | | | | | |
| | | | | | VL1102A1 | DETERGENT LINE FILTER + BARBED VNR 6 MM | 1.000 | PC | | | | | | | | | | | | | | | | | | | | | | | | | | | | | | | | | | | | | | | | | | | | | | | | | | | | | | | | | | | | | | | | | | | | | |
| | | | | | VL1128A1 | D6 BARBED CHECK VALVE | 2.000 | PC | | | | | | | | | | | | | | | | | | | | | | | | | | | | | | | | | | | | | | | | | | | | | | | | | | | | | | | | | | | | | | | | | | | | | |
| | | | | | VL1141A1 | BB6-BB6 STRAIGHT CONNECTION | 1.000 | PC | | | | | | | | | | | | | | | | | | | | | | | | | | | | | | | | | | | | | | | | | | | | | | | | | | | | | | | | | | | | | | | | | | | | | |
| | | | | | VL1166A0 | BB6-AR6 L FITTING | 4.000 | PC | | | | | | | | | | | | | | | | | | | | | | | | | | | | | | | | | | | | | | | | | | | | | | | | | | | | | | | | | | | | | | | | | | | | | |
| | | | | | VL1174C0 | D1.2 MM CALIBRATED D1.2 MM | 1.000 | PC | | | | | | | | | | | | | | | | | | | | | | | | | | | | | | | | | | | | | | | | | | | | | | | | | | | | | | | | | | | | | | | | | | | | | |
| | | | | | VL1186A0 | 3 WAYS PLUS WASHING DISTRIBUTOR | 1.000 | PC | | | | | | | | | | | | | | | | | | | | | | | | | | | | | | | | | | | | | | | | | | | | | | | | | | | | | | | | | | | | | | | | | | | | | |
| | | | | | VL1190A0 | PLUS WASHING SYSTEM INLET DISTRIBUTOR | 1.000 | PC | | | | | | | | | | | | | | | | | | | | | | | | | | | | | | | | | | | | | | | | | | | | | | | | | | | | | | | | | | | | | | | | | | | | | |
| | | | | | VL1214A0 | BAYONET - 6mm BARBED NRV VALVE | 1.000 | PC | | | | | | | | | | | | | | | | | | | | | | | | | | | | | | | | | | | | | | | | | | | | | | | | | | | | | | | | | | | | | | | | | | | | | |
| | | | | | VM1605A0 | CLIP TWIST LOCK DIAM. 10,2-12,7 MM | 3.000 | PC | | | | | | | | | | | | | | | | | | | | | | | | | | | | | | | | | | | | | | | | | | | | | | | | | | | | | | | | | | | | | | | | | | | | | |
| | | | | | VM2172A0 | LOCKING CLIP FOR PUMP WITH CIRCUIT | 5.000 | PC | | | | | | | | | | | | | | | | | | | | | | | | | | | | | | | | | | | | | | | | | | | | | | | | | | | | | | | | | | | | | | | | | | | | | |



| COMPONENT | | | SPARE PART | | | | | | | | | | | | | | | | | | | | | | | | | | | | | | | | | | | | | | | | | | | | | | | | | | | | | | | | | | | | | | | | | | | | | | | | | | | | | | | | | | |
|-----------|---|---|------------|--------------------------------------|--|------|-------------|-----|-----|----------|-------------------------------------|-------|----|----------|---------------------------|-------|----|----------|--------------------------|-------|----|----------|-------------------------------|-------|----|----------|--------------------|--------|----|----------|--------------|-------|----|----------|---------------------|-------|----|----------|-----------------|-------|----|----------|---|-------|----|----------|-----------------------|-------|----|----------|---------------------------------|-------|----|----------|--------------------------------------|-------|----|----------|--------------------------------------|-------|----|----------|----------|-------|----|----------|--------------------------|-------|----|----------|-----------------------------------|-------|----|----------|-------------------------------|-------|----|----------|---|-------|----|----------|-----------------------|-------|----|
| Code | Description | Image | Code | Description | Kit components | | | | | | | | | | | | | | | | | | | | | | | | | | | | | | | | | | | | | | | | | | | | | | | | | | | | | | | | | | | | | | | | | | | | | | | | | | | | | | | | |
| 0H2354A | XEVC-XEVL PLUS WASHING CIRCUIT PLATE |  | KVL1183A | 1 ROTOR ARM PLUS CLEANING SYSTEM KIT | <table border="1"> <thead> <tr> <th>Code</th> <th>Description</th> <th>Qty</th> <th>UOM</th> </tr> </thead> <tbody> <tr> <td>0H2354A1</td> <td>XEVC-XEVL PLUS WASHING CIRCUIT PLAT</td> <td>1.000</td> <td>PC</td> </tr> <tr> <td>EL1440A0</td> <td>WATER SELF CLEANING VALVE</td> <td>3.000</td> <td>PC</td> </tr> <tr> <td>GN1526A0</td> <td>INT. D.=6.9 TH=1.8 O-RIN</td> <td>7.000</td> <td>PC</td> </tr> <tr> <td>RC1018A0</td> <td>ZINC PLATED D12 ELASTIC CLAMP</td> <td>2.000</td> <td>PC</td> </tr> <tr> <td>RC1019A0</td> <td>D=10 ELASTIC CLAMP</td> <td>14.000</td> <td>PC</td> </tr> <tr> <td>RC1130A0</td> <td>130x2.6 CLAM</td> <td>1.000</td> <td>PC</td> </tr> <tr> <td>RC1131A0</td> <td>200x2.6 BLACK CLAMP</td> <td>2.000</td> <td>PC</td> </tr> <tr> <td>RC1242A0</td> <td>D=10 CLOSED CAP</td> <td>2.000</td> <td>PC</td> </tr> <tr> <td>RC1356A0</td> <td>"STRAIGHT THREADED FEMALE END 8x1/4" BS</td> <td>1.000</td> <td>PC</td> </tr> <tr> <td>TB2821A0</td> <td>EPDM 6X10 L=40MM PIPE</td> <td>6.000</td> <td>PC</td> </tr> <tr> <td>TB3004A0</td> <td>TB2820A L=550mm EPDM BLACK PIPE</td> <td>1.000</td> <td>PC</td> </tr> <tr> <td>TB3005B0</td> <td>TB3132A L=550mm EPDM WHITE-BLUE PIPE</td> <td>1.000</td> <td>PC</td> </tr> <tr> <td>TB3225B0</td> <td>TB2820A-TAN K-WASHYNG SYS CONNECTION</td> <td>1.000</td> <td>PC</td> </tr> <tr> <td>TB3252A0</td> <td>TB3252A0</td> <td>1.000</td> <td>PC</td> </tr> <tr> <td>VL1019A0</td> <td>VIBRATION DETERGENT PUMP</td> <td>1.000</td> <td>PC</td> </tr> <tr> <td>VL1047A1</td> <td>D6 PIPE HOLDER - D8 J.G. TERMINAL</td> <td>1.000</td> <td>PC</td> </tr> <tr> <td>VL1065A1</td> <td>1/4 MALE N.O. PRESSURE SWITCH</td> <td>1.000</td> <td>PC</td> </tr> <tr> <td>VL1102A1</td> <td>DETERGENT LINE FILTER + BARBED VNR 6 MM</td> <td>1.000</td> <td>PC</td> </tr> <tr> <td>VL1128A1</td> <td>D6 BARBED CHECK VALVE</td> <td>2.000</td> <td>PC</td> </tr> </tbody> </table> | Code | Description | Qty | UOM | 0H2354A1 | XEVC-XEVL PLUS WASHING CIRCUIT PLAT | 1.000 | PC | EL1440A0 | WATER SELF CLEANING VALVE | 3.000 | PC | GN1526A0 | INT. D.=6.9 TH=1.8 O-RIN | 7.000 | PC | RC1018A0 | ZINC PLATED D12 ELASTIC CLAMP | 2.000 | PC | RC1019A0 | D=10 ELASTIC CLAMP | 14.000 | PC | RC1130A0 | 130x2.6 CLAM | 1.000 | PC | RC1131A0 | 200x2.6 BLACK CLAMP | 2.000 | PC | RC1242A0 | D=10 CLOSED CAP | 2.000 | PC | RC1356A0 | "STRAIGHT THREADED FEMALE END 8x1/4" BS | 1.000 | PC | TB2821A0 | EPDM 6X10 L=40MM PIPE | 6.000 | PC | TB3004A0 | TB2820A L=550mm EPDM BLACK PIPE | 1.000 | PC | TB3005B0 | TB3132A L=550mm EPDM WHITE-BLUE PIPE | 1.000 | PC | TB3225B0 | TB2820A-TAN K-WASHYNG SYS CONNECTION | 1.000 | PC | TB3252A0 | TB3252A0 | 1.000 | PC | VL1019A0 | VIBRATION DETERGENT PUMP | 1.000 | PC | VL1047A1 | D6 PIPE HOLDER - D8 J.G. TERMINAL | 1.000 | PC | VL1065A1 | 1/4 MALE N.O. PRESSURE SWITCH | 1.000 | PC | VL1102A1 | DETERGENT LINE FILTER + BARBED VNR 6 MM | 1.000 | PC | VL1128A1 | D6 BARBED CHECK VALVE | 2.000 | PC |
| Code | Description | Qty | UOM | | | | | | | | | | | | | | | | | | | | | | | | | | | | | | | | | | | | | | | | | | | | | | | | | | | | | | | | | | | | | | | | | | | | | | | | | | | | | | | | | | |
| 0H2354A1 | XEVC-XEVL PLUS WASHING CIRCUIT PLAT | 1.000 | PC | | | | | | | | | | | | | | | | | | | | | | | | | | | | | | | | | | | | | | | | | | | | | | | | | | | | | | | | | | | | | | | | | | | | | | | | | | | | | | | | | | |
| EL1440A0 | WATER SELF CLEANING VALVE | 3.000 | PC | | | | | | | | | | | | | | | | | | | | | | | | | | | | | | | | | | | | | | | | | | | | | | | | | | | | | | | | | | | | | | | | | | | | | | | | | | | | | | | | | | |
| GN1526A0 | INT. D.=6.9 TH=1.8 O-RIN | 7.000 | PC | | | | | | | | | | | | | | | | | | | | | | | | | | | | | | | | | | | | | | | | | | | | | | | | | | | | | | | | | | | | | | | | | | | | | | | | | | | | | | | | | | |
| RC1018A0 | ZINC PLATED D12 ELASTIC CLAMP | 2.000 | PC | | | | | | | | | | | | | | | | | | | | | | | | | | | | | | | | | | | | | | | | | | | | | | | | | | | | | | | | | | | | | | | | | | | | | | | | | | | | | | | | | | |
| RC1019A0 | D=10 ELASTIC CLAMP | 14.000 | PC | | | | | | | | | | | | | | | | | | | | | | | | | | | | | | | | | | | | | | | | | | | | | | | | | | | | | | | | | | | | | | | | | | | | | | | | | | | | | | | | | | |
| RC1130A0 | 130x2.6 CLAM | 1.000 | PC | | | | | | | | | | | | | | | | | | | | | | | | | | | | | | | | | | | | | | | | | | | | | | | | | | | | | | | | | | | | | | | | | | | | | | | | | | | | | | | | | | |
| RC1131A0 | 200x2.6 BLACK CLAMP | 2.000 | PC | | | | | | | | | | | | | | | | | | | | | | | | | | | | | | | | | | | | | | | | | | | | | | | | | | | | | | | | | | | | | | | | | | | | | | | | | | | | | | | | | | |
| RC1242A0 | D=10 CLOSED CAP | 2.000 | PC | | | | | | | | | | | | | | | | | | | | | | | | | | | | | | | | | | | | | | | | | | | | | | | | | | | | | | | | | | | | | | | | | | | | | | | | | | | | | | | | | | |
| RC1356A0 | "STRAIGHT THREADED FEMALE END 8x1/4" BS | 1.000 | PC | | | | | | | | | | | | | | | | | | | | | | | | | | | | | | | | | | | | | | | | | | | | | | | | | | | | | | | | | | | | | | | | | | | | | | | | | | | | | | | | | | |
| TB2821A0 | EPDM 6X10 L=40MM PIPE | 6.000 | PC | | | | | | | | | | | | | | | | | | | | | | | | | | | | | | | | | | | | | | | | | | | | | | | | | | | | | | | | | | | | | | | | | | | | | | | | | | | | | | | | | | |
| TB3004A0 | TB2820A L=550mm EPDM BLACK PIPE | 1.000 | PC | | | | | | | | | | | | | | | | | | | | | | | | | | | | | | | | | | | | | | | | | | | | | | | | | | | | | | | | | | | | | | | | | | | | | | | | | | | | | | | | | | |
| TB3005B0 | TB3132A L=550mm EPDM WHITE-BLUE PIPE | 1.000 | PC | | | | | | | | | | | | | | | | | | | | | | | | | | | | | | | | | | | | | | | | | | | | | | | | | | | | | | | | | | | | | | | | | | | | | | | | | | | | | | | | | | |
| TB3225B0 | TB2820A-TAN K-WASHYNG SYS CONNECTION | 1.000 | PC | | | | | | | | | | | | | | | | | | | | | | | | | | | | | | | | | | | | | | | | | | | | | | | | | | | | | | | | | | | | | | | | | | | | | | | | | | | | | | | | | | |
| TB3252A0 | TB3252A0 | 1.000 | PC | | | | | | | | | | | | | | | | | | | | | | | | | | | | | | | | | | | | | | | | | | | | | | | | | | | | | | | | | | | | | | | | | | | | | | | | | | | | | | | | | | |
| VL1019A0 | VIBRATION DETERGENT PUMP | 1.000 | PC | | | | | | | | | | | | | | | | | | | | | | | | | | | | | | | | | | | | | | | | | | | | | | | | | | | | | | | | | | | | | | | | | | | | | | | | | | | | | | | | | | |
| VL1047A1 | D6 PIPE HOLDER - D8 J.G. TERMINAL | 1.000 | PC | | | | | | | | | | | | | | | | | | | | | | | | | | | | | | | | | | | | | | | | | | | | | | | | | | | | | | | | | | | | | | | | | | | | | | | | | | | | | | | | | | |
| VL1065A1 | 1/4 MALE N.O. PRESSURE SWITCH | 1.000 | PC | | | | | | | | | | | | | | | | | | | | | | | | | | | | | | | | | | | | | | | | | | | | | | | | | | | | | | | | | | | | | | | | | | | | | | | | | | | | | | | | | | |
| VL1102A1 | DETERGENT LINE FILTER + BARBED VNR 6 MM | 1.000 | PC | | | | | | | | | | | | | | | | | | | | | | | | | | | | | | | | | | | | | | | | | | | | | | | | | | | | | | | | | | | | | | | | | | | | | | | | | | | | | | | | | | |
| VL1128A1 | D6 BARBED CHECK VALVE | 2.000 | PC | | | | | | | | | | | | | | | | | | | | | | | | | | | | | | | | | | | | | | | | | | | | | | | | | | | | | | | | | | | | | | | | | | | | | | | | | | | | | | | | | | |




| COMPONENT | | | SPARE PART | | | | | | | | | | | | | | | | | | | | | | | | | | | | | | | | | | |
|-----------|--------------------------------------|---|------------|--|--|---------------------------------------|-------------|-----|-----|----------|--------------------------|--------|----|----------|----------------------------|-------|----|----------|---------------------------------|-------|----|----------|---------------------------------------|-------|----|----------|--------------------------------|-------|----|----------|------------------------------------|-------|----|----------|------------------------------------|-------|----|
| Code | Description | Image | Code | Description | Kit components | | | | | | | | | | | | | | | | | | | | | | | | | | | | | | | | |
| 0H2354A | XEVC-XEVL PLUS WASHING CIRCUIT PLATE |  | KVL1183A | 1 ROTOR ARM PLUS CLEANING SYSTEM KIT | <table border="1"> <thead> <tr> <th>Code</th> <th>Description</th> <th>Qty</th> <th>UOM</th> </tr> </thead> <tbody> <tr> <td>VL1166A0</td> <td>BB6-AR6 L FITTING</td> <td>3.000</td> <td>PC</td> </tr> <tr> <td>VL1174C0</td> <td>D1.2 MM CALIBRATED D1.2 MM</td> <td>1.000</td> <td>PC</td> </tr> <tr> <td>VL1185A0</td> <td>2 WAYS PLUS WASHING DISTRIBUTOR</td> <td>1.000</td> <td>PC</td> </tr> <tr> <td>VL1190A0</td> <td>PLUS WASHING SYSTEM INLET DISTRIBUTOR</td> <td>1.000</td> <td>PC</td> </tr> <tr> <td>VL1214A0</td> <td>BAYONET - 6mm BARBED NRV VALVE</td> <td>1.000</td> <td>PC</td> </tr> <tr> <td>VM1605A0</td> <td>CLIP TWIST LOCK DIAM. 10,2-12,7 MM</td> <td>3.000</td> <td>PC</td> </tr> <tr> <td>VM2172A0</td> <td>LOCKING CLIP FOR PUMP WITH CIRCUIT</td> <td>4.000</td> <td>PC</td> </tr> </tbody> </table> | Code | Description | Qty | UOM | VL1166A0 | BB6-AR6 L FITTING | 3.000 | PC | VL1174C0 | D1.2 MM CALIBRATED D1.2 MM | 1.000 | PC | VL1185A0 | 2 WAYS PLUS WASHING DISTRIBUTOR | 1.000 | PC | VL1190A0 | PLUS WASHING SYSTEM INLET DISTRIBUTOR | 1.000 | PC | VL1214A0 | BAYONET - 6mm BARBED NRV VALVE | 1.000 | PC | VM1605A0 | CLIP TWIST LOCK DIAM. 10,2-12,7 MM | 3.000 | PC | VM2172A0 | LOCKING CLIP FOR PUMP WITH CIRCUIT | 4.000 | PC |
| | | | | | Code | Description | Qty | UOM | | | | | | | | | | | | | | | | | | | | | | | | | | | | | |
| | | | | | VL1166A0 | BB6-AR6 L FITTING | 3.000 | PC | | | | | | | | | | | | | | | | | | | | | | | | | | | | | |
| | | | | | VL1174C0 | D1.2 MM CALIBRATED D1.2 MM | 1.000 | PC | | | | | | | | | | | | | | | | | | | | | | | | | | | | | |
| | | | | | VL1185A0 | 2 WAYS PLUS WASHING DISTRIBUTOR | 1.000 | PC | | | | | | | | | | | | | | | | | | | | | | | | | | | | | |
| | | | | | VL1190A0 | PLUS WASHING SYSTEM INLET DISTRIBUTOR | 1.000 | PC | | | | | | | | | | | | | | | | | | | | | | | | | | | | | |
| | | | | | VL1214A0 | BAYONET - 6mm BARBED NRV VALVE | 1.000 | PC | | | | | | | | | | | | | | | | | | | | | | | | | | | | | |
| | | | | | VM1605A0 | CLIP TWIST LOCK DIAM. 10,2-12,7 MM | 3.000 | PC | | | | | | | | | | | | | | | | | | | | | | | | | | | | | |
| VM2172A0 | LOCKING CLIP FOR PUMP WITH CIRCUIT | 4.000 | PC | | | | | | | | | | | | | | | | | | | | | | | | | | | | | | | | | | |
| GN1526A | INT. D.=6.9 TH=1.8 O-RING |  | KGN1526A | O-RING INT D6.9 THICK1.8 10PCS KIT | <table border="1"> <thead> <tr> <th>Code</th> <th>Description</th> <th>Qty</th> <th>UOM</th> </tr> </thead> <tbody> <tr> <td>GN1526A0</td> <td>INT. D.=6.9 TH=1.8 O-RIN</td> <td>10.000</td> <td>PC</td> </tr> </tbody> </table> | Code | Description | Qty | UOM | GN1526A0 | INT. D.=6.9 TH=1.8 O-RIN | 10.000 | PC | | | | | | | | | | | | | | | | | | | | | | | | |
| Code | Description | Qty | UOM | | | | | | | | | | | | | | | | | | | | | | | | | | | | | | | | | | |
| GN1526A0 | INT. D.=6.9 TH=1.8 O-RIN | 10.000 | PC | | | | | | | | | | | | | | | | | | | | | | | | | | | | | | | | | | |
| RC1019A | D=10 ELASTIC CLAM |  | KRC1019A | Ø10 ZINC PLATED ELASTIC CLAMP 15 PCS KIT | <table border="1"> <thead> <tr> <th>Code</th> <th>Description</th> <th>Qty</th> <th>UOM</th> </tr> </thead> <tbody> <tr> <td>RC1019A0</td> <td>D=10 ELASTIC CLAMP</td> <td>15.000</td> <td>PC</td> </tr> </tbody> </table> | Code | Description | Qty | UOM | RC1019A0 | D=10 ELASTIC CLAMP | 15.000 | PC | | | | | | | | | | | | | | | | | | | | | | | | |
| Code | Description | Qty | UOM | | | | | | | | | | | | | | | | | | | | | | | | | | | | | | | | | | |
| RC1019A0 | D=10 ELASTIC CLAMP | 15.000 | PC | | | | | | | | | | | | | | | | | | | | | | | | | | | | | | | | | | |
| RC1242A | D=10 CLOSED CAP |  | KRC1242A | Ø10 CLOSED CONNECTION 20PCS KIT | <table border="1"> <thead> <tr> <th>Code</th> <th>Description</th> <th>Qty</th> <th>UOM</th> </tr> </thead> <tbody> <tr> <td>RC1242A0</td> <td>D=10 CLOSED CAP</td> <td>20.000</td> <td>PC</td> </tr> </tbody> </table> | Code | Description | Qty | UOM | RC1242A0 | D=10 CLOSED CAP | 20.000 | PC | | | | | | | | | | | | | | | | | | | | | | | | |
| Code | Description | Qty | UOM | | | | | | | | | | | | | | | | | | | | | | | | | | | | | | | | | | |
| RC1242A0 | D=10 CLOSED CAP | 20.000 | PC | | | | | | | | | | | | | | | | | | | | | | | | | | | | | | | | | | |





| COMPONENT | | | SPARE PART | | | | | | | | | | | | | | | | | | | | | | | | | | | | | | | | | | | | | | | | | | | | | | | | | | | | | | | | | | | | | | | | | | | | | | |
|-----------|--|---|------------|---|---|------|-------------|-----|-----|----------|--|-------|----|----------|---|-------|----|----------|-------------------------|-------|----|----------|------------------------------------|-------|---|----------|-------------------------------------|-------|---|----------|----------------------------------|-------|----|----------|------------------------------|-------|----|----------|--|-------|----|----------|---------------------------------|-------|----|----------|-----------------------------|-------|----|----------|-------------------------------------|-------|----|----------|-----------------------|--------|----|----------|--------------|-------|----|----------|--------------------|-------|----|----------|--------------------------|--------|----|----------|--|-------|----|
| Code | Description | Image | Code | Description | Kit components | | | | | | | | | | | | | | | | | | | | | | | | | | | | | | | | | | | | | | | | | | | | | | | | | | | | | | | | | | | | | | | | | | | | |
| RC1356A | "STRAIGHT THREADED FEMALE END 8x1/4" BS |  | KRC1356A | STRAIGHT THREADED FEMALE END 8X1/4 BS | <table border="1"> <thead> <tr> <th>Code</th> <th>Description</th> <th>Qty</th> <th>UOM</th> </tr> </thead> <tbody> <tr> <td>RC1356A0</td> <td>"STRAIGHT THREADED FEMALE END 8x1/4" BS</td> <td>1.000</td> <td>PC</td> </tr> </tbody> </table> | Code | Description | Qty | UOM | RC1356A0 | "STRAIGHT THREADED FEMALE END 8x1/4" BS | 1.000 | PC | | | | | | | | | | | | | | | | | | | | | | | | | | | | | | | | | | | | | | | | | | | | | | | | | | | | | | | | | | | | |
| Code | Description | Qty | UOM | | | | | | | | | | | | | | | | | | | | | | | | | | | | | | | | | | | | | | | | | | | | | | | | | | | | | | | | | | | | | | | | | | | | | | |
| RC1356A0 | "STRAIGHT THREADED FEMALE END 8x1/4" BS | 1.000 | PC | | | | | | | | | | | | | | | | | | | | | | | | | | | | | | | | | | | | | | | | | | | | | | | | | | | | | | | | | | | | | | | | | | | | | | |
| VL1019A | VIBRATION DETERGENT PUMP |  | KVL2618A | 2 ROTOR ARMS ONE CLEANING SYSTEM KIT | <table border="1"> <thead> <tr> <th>Code</th> <th>Description</th> <th>Qty</th> <th>UOM</th> </tr> </thead> <tbody> <tr> <td>0H2202A1</td> <td>ONE WASHING WITH STEAM VALVE SUPPORT</td> <td>2.000</td> <td>PC</td> </tr> <tr> <td>CE1030A0</td> <td>FEMALE FASTON COVER 6.3X0.8 0,5-1mmq</td> <td>4.000</td> <td>PC</td> </tr> <tr> <td>CE1395A0</td> <td>6,3 X 0,8 MALE FASTO</td> <td>2.000</td> <td>PC</td> </tr> <tr> <td>CE1545A0</td> <td>BLUE UNIP AWG18 ST.3135 WIRE</td> <td>2.000</td> <td>M</td> </tr> <tr> <td>CE1570A0</td> <td>WHITE UNIP AWG18 ST.3135 WIRE</td> <td>2.000</td> <td>M</td> </tr> <tr> <td>CE1660A0</td> <td>6,3x0,8 FEMALE FASTON COVE</td> <td>4.000</td> <td>PC</td> </tr> <tr> <td>CE1661A0</td> <td>MALE FASTON COVER 6,3x0,8</td> <td>2.000</td> <td>PC</td> </tr> <tr> <td>EL1020A1</td> <td>D8 INTERMEDIAT E T-SHAPED FITTING</td> <td>1.000</td> <td>PC</td> </tr> <tr> <td>EL1440A0</td> <td>WATER SELF CLEANING VALVE</td> <td>2.000</td> <td>PC</td> </tr> <tr> <td>GN1526A0</td> <td>INT. D.=6.9 TH=1.8 O-RIN</td> <td>6.000</td> <td>PC</td> </tr> <tr> <td>RC1018A0</td> <td>ZINC PLATED D12 ELASTIC CLAMP</td> <td>2.000</td> <td>PC</td> </tr> <tr> <td>RC1019A0</td> <td>D=10 ELASTIC CLAMP</td> <td>28.000</td> <td>PC</td> </tr> <tr> <td>RC1130A0</td> <td>130x2,6 CLAM</td> <td>4.000</td> <td>PC</td> </tr> <tr> <td>RC1242A0</td> <td>D=10 CLOSED CAP</td> <td>4.000</td> <td>PC</td> </tr> <tr> <td>TB2821A0</td> <td>EPDM 6X10 L=40MM PIPE</td> <td>12.000</td> <td>PC</td> </tr> <tr> <td>TB3004A0</td> <td>TB2820A L=550mm EPDM BLACK PIPE</td> <td>2.000</td> <td>PC</td> </tr> </tbody> </table> | Code | Description | Qty | UOM | 0H2202A1 | ONE WASHING WITH STEAM VALVE SUPPORT | 2.000 | PC | CE1030A0 | FEMALE FASTON COVER 6.3X0.8 0,5-1mmq | 4.000 | PC | CE1395A0 | 6,3 X 0,8 MALE FASTO | 2.000 | PC | CE1545A0 | BLUE UNIP AWG18 ST.3135 WIRE | 2.000 | M | CE1570A0 | WHITE UNIP AWG18 ST.3135 WIRE | 2.000 | M | CE1660A0 | 6,3x0,8 FEMALE FASTON COVE | 4.000 | PC | CE1661A0 | MALE FASTON COVER 6,3x0,8 | 2.000 | PC | EL1020A1 | D8 INTERMEDIAT E T-SHAPED FITTING | 1.000 | PC | EL1440A0 | WATER SELF CLEANING VALVE | 2.000 | PC | GN1526A0 | INT. D.=6.9 TH=1.8 O-RIN | 6.000 | PC | RC1018A0 | ZINC PLATED D12 ELASTIC CLAMP | 2.000 | PC | RC1019A0 | D=10 ELASTIC CLAMP | 28.000 | PC | RC1130A0 | 130x2,6 CLAM | 4.000 | PC | RC1242A0 | D=10 CLOSED CAP | 4.000 | PC | TB2821A0 | EPDM 6X10 L=40MM PIPE | 12.000 | PC | TB3004A0 | TB2820A L=550mm EPDM BLACK PIPE | 2.000 | PC |
| Code | Description | Qty | UOM | | | | | | | | | | | | | | | | | | | | | | | | | | | | | | | | | | | | | | | | | | | | | | | | | | | | | | | | | | | | | | | | | | | | | | |
| 0H2202A1 | ONE WASHING WITH STEAM VALVE SUPPORT | 2.000 | PC | | | | | | | | | | | | | | | | | | | | | | | | | | | | | | | | | | | | | | | | | | | | | | | | | | | | | | | | | | | | | | | | | | | | | | |
| CE1030A0 | FEMALE FASTON COVER 6.3X0.8 0,5-1mmq | 4.000 | PC | | | | | | | | | | | | | | | | | | | | | | | | | | | | | | | | | | | | | | | | | | | | | | | | | | | | | | | | | | | | | | | | | | | | | | |
| CE1395A0 | 6,3 X 0,8 MALE FASTO | 2.000 | PC | | | | | | | | | | | | | | | | | | | | | | | | | | | | | | | | | | | | | | | | | | | | | | | | | | | | | | | | | | | | | | | | | | | | | | |
| CE1545A0 | BLUE UNIP AWG18 ST.3135 WIRE | 2.000 | M | | | | | | | | | | | | | | | | | | | | | | | | | | | | | | | | | | | | | | | | | | | | | | | | | | | | | | | | | | | | | | | | | | | | | | |
| CE1570A0 | WHITE UNIP AWG18 ST.3135 WIRE | 2.000 | M | | | | | | | | | | | | | | | | | | | | | | | | | | | | | | | | | | | | | | | | | | | | | | | | | | | | | | | | | | | | | | | | | | | | | | |
| CE1660A0 | 6,3x0,8 FEMALE FASTON COVE | 4.000 | PC | | | | | | | | | | | | | | | | | | | | | | | | | | | | | | | | | | | | | | | | | | | | | | | | | | | | | | | | | | | | | | | | | | | | | | |
| CE1661A0 | MALE FASTON COVER 6,3x0,8 | 2.000 | PC | | | | | | | | | | | | | | | | | | | | | | | | | | | | | | | | | | | | | | | | | | | | | | | | | | | | | | | | | | | | | | | | | | | | | | |
| EL1020A1 | D8 INTERMEDIAT E T-SHAPED FITTING | 1.000 | PC | | | | | | | | | | | | | | | | | | | | | | | | | | | | | | | | | | | | | | | | | | | | | | | | | | | | | | | | | | | | | | | | | | | | | | |
| EL1440A0 | WATER SELF CLEANING VALVE | 2.000 | PC | | | | | | | | | | | | | | | | | | | | | | | | | | | | | | | | | | | | | | | | | | | | | | | | | | | | | | | | | | | | | | | | | | | | | | |
| GN1526A0 | INT. D.=6.9 TH=1.8 O-RIN | 6.000 | PC | | | | | | | | | | | | | | | | | | | | | | | | | | | | | | | | | | | | | | | | | | | | | | | | | | | | | | | | | | | | | | | | | | | | | | |
| RC1018A0 | ZINC PLATED D12 ELASTIC CLAMP | 2.000 | PC | | | | | | | | | | | | | | | | | | | | | | | | | | | | | | | | | | | | | | | | | | | | | | | | | | | | | | | | | | | | | | | | | | | | | | |
| RC1019A0 | D=10 ELASTIC CLAMP | 28.000 | PC | | | | | | | | | | | | | | | | | | | | | | | | | | | | | | | | | | | | | | | | | | | | | | | | | | | | | | | | | | | | | | | | | | | | | | |
| RC1130A0 | 130x2,6 CLAM | 4.000 | PC | | | | | | | | | | | | | | | | | | | | | | | | | | | | | | | | | | | | | | | | | | | | | | | | | | | | | | | | | | | | | | | | | | | | | | |
| RC1242A0 | D=10 CLOSED CAP | 4.000 | PC | | | | | | | | | | | | | | | | | | | | | | | | | | | | | | | | | | | | | | | | | | | | | | | | | | | | | | | | | | | | | | | | | | | | | | |
| TB2821A0 | EPDM 6X10 L=40MM PIPE | 12.000 | PC | | | | | | | | | | | | | | | | | | | | | | | | | | | | | | | | | | | | | | | | | | | | | | | | | | | | | | | | | | | | | | | | | | | | | | |
| TB3004A0 | TB2820A L=550mm EPDM BLACK PIPE | 2.000 | PC | | | | | | | | | | | | | | | | | | | | | | | | | | | | | | | | | | | | | | | | | | | | | | | | | | | | | | | | | | | | | | | | | | | | | | |




| COMPONENT | | | SPARE PART | | | | | | | | | | | | | | | | | | | | | | | | | | | | | | | | | | | | | | | | | | | | | | | | | | | | | | | | | | | | | | | | | | | | | | | | | | | | | | | | | |
|-----------|--|---|------------|--|--|------|-------------|-----|-----|----------|---|-------|----|----------|---|-------|----|----------|--------------------------------------|-------|----|----------|--------------------------------|-------|----|----------|---|-------|----|----------|--|-------|----|----------|--|-------|----|----------|-----------------------------------|-------|----|----------|--------------------------|-------|----|----------|----------------------|-------|----|----------|----------------------------------|-------|----|----------|--|-------|----|----------|--------------------------------------|-------|----|----------|--|-------|----|----------|-------------------------------|--|------|-------------|-----|-----|----------|----------------------------|-------|----|----------|---|-------|----|----------|-----------------------------|-------|----|
| Code | Description | Image | Code | Description | Kit components | | | | | | | | | | | | | | | | | | | | | | | | | | | | | | | | | | | | | | | | | | | | | | | | | | | | | | | | | | | | | | | | | | | | | | | | | | | | | | | |
| VL1019A | VIBRATION DETERGENT PUMP |  | KVL2618A | 2 ROTOR ARMS ONE CLEANING SYSTEM KIT | <table border="1"> <thead> <tr> <th>Code</th> <th>Description</th> <th>Qty</th> <th>UOM</th> </tr> </thead> <tbody> <tr> <td>TB3009B0</td> <td>TB3132A-ONE OVEN WASHING INLET</td> <td>2.000</td> <td>PC</td> </tr> <tr> <td>TB3225B0</td> <td>TB2820A-TAN K-WASHYNG SYS CONNECTION</td> <td>2.000</td> <td>PC</td> </tr> <tr> <td>VI1220A1</td> <td>4,2x12 TCB SELF-TAPPIN G SCREW</td> <td>2.000</td> <td>PC</td> </tr> <tr> <td>VL1019A0</td> <td>VIBRATION DETERGENT PUMP</td> <td>2.000</td> <td>PC</td> </tr> <tr> <td>VL1047A1</td> <td>D6 PIPE HOLDER - D8 J.G. TERMINAL</td> <td>2.000</td> <td>PC</td> </tr> <tr> <td>VL1054B0</td> <td>ONE WASHING SYS INLET DISTRIBUTOR</td> <td>2.000</td> <td>PC</td> </tr> <tr> <td>VL1102A1</td> <td>DETERGENT LINE FILTER + BARBED VNR 6 MM</td> <td>2.000</td> <td>PC</td> </tr> <tr> <td>VL1127A1</td> <td>6mm BARBED T-SHAPED FITTING</td> <td>1.000</td> <td>PC</td> </tr> <tr> <td>VL1128A1</td> <td>D6 BARBED CHECK VALVE</td> <td>4.000</td> <td>PC</td> </tr> <tr> <td>VL1166A0</td> <td>BB6-AR6 L FITTING</td> <td>2.000</td> <td>PC</td> </tr> <tr> <td>VL1174C0</td> <td>D1.2 MM CALIBRATED D1.2 MM</td> <td>2.000</td> <td>PC</td> </tr> <tr> <td>VL1191A0</td> <td>ONE WASHING DISTRIBUTOR OUTLETS KIT</td> <td>2.000</td> <td>PC</td> </tr> <tr> <td>VL1214A0</td> <td>BAYONET - 6mm BARBED NRV VALVE</td> <td>2.000</td> <td>PC</td> </tr> <tr> <td>VM2172A0</td> <td>LOCKING CLIP FOR PUMP WITH CIRCUIT</td> <td>4.000</td> <td>PC</td> </tr> </tbody> </table> | Code | Description | Qty | UOM | TB3009B0 | TB3132A-ONE OVEN WASHING INLET | 2.000 | PC | TB3225B0 | TB2820A-TAN K-WASHYNG SYS CONNECTION | 2.000 | PC | VI1220A1 | 4,2x12 TCB SELF-TAPPIN G SCREW | 2.000 | PC | VL1019A0 | VIBRATION DETERGENT PUMP | 2.000 | PC | VL1047A1 | D6 PIPE HOLDER - D8 J.G. TERMINAL | 2.000 | PC | VL1054B0 | ONE WASHING SYS INLET DISTRIBUTOR | 2.000 | PC | VL1102A1 | DETERGENT LINE FILTER + BARBED VNR 6 MM | 2.000 | PC | VL1127A1 | 6mm BARBED T-SHAPED FITTING | 1.000 | PC | VL1128A1 | D6 BARBED CHECK VALVE | 4.000 | PC | VL1166A0 | BB6-AR6 L FITTING | 2.000 | PC | VL1174C0 | D1.2 MM CALIBRATED D1.2 MM | 2.000 | PC | VL1191A0 | ONE WASHING DISTRIBUTOR OUTLETS KIT | 2.000 | PC | VL1214A0 | BAYONET - 6mm BARBED NRV VALVE | 2.000 | PC | VM2172A0 | LOCKING CLIP FOR PUMP WITH CIRCUIT | 4.000 | PC | KVL1225A | US HOOD WASHING SYSTEM KIT | <table border="1"> <thead> <tr> <th>Code</th> <th>Description</th> <th>Qty</th> <th>UOM</th> </tr> </thead> <tbody> <tr> <td>0H2213A1</td> <td>HOOD WATER CIRCUIT PLAT</td> <td>1.000</td> <td>PC</td> </tr> <tr> <td>EL1450A0</td> <td>US SELF-CLEANIN G WATER SOLENOID</td> <td>2.000</td> <td>PC</td> </tr> <tr> <td>GN1526A0</td> <td>INT. D.=6.9 TH=1.8 O-RIN</td> <td>5.000</td> <td>PC</td> </tr> </tbody> </table> | Code | Description | Qty | UOM | 0H2213A1 | HOOD WATER CIRCUIT PLAT | 1.000 | PC | EL1450A0 | US SELF-CLEANIN G WATER SOLENOID | 2.000 | PC | GN1526A0 | INT. D.=6.9 TH=1.8 O-RIN | 5.000 | PC |
| | | | Code | Description | Qty | UOM | | | | | | | | | | | | | | | | | | | | | | | | | | | | | | | | | | | | | | | | | | | | | | | | | | | | | | | | | | | | | | | | | | | | | | | | | | | | | | |
| TB3009B0 | TB3132A-ONE OVEN WASHING INLET | 2.000 | PC | | | | | | | | | | | | | | | | | | | | | | | | | | | | | | | | | | | | | | | | | | | | | | | | | | | | | | | | | | | | | | | | | | | | | | | | | | | | | | | | | |
| TB3225B0 | TB2820A-TAN K-WASHYNG SYS CONNECTION | 2.000 | PC | | | | | | | | | | | | | | | | | | | | | | | | | | | | | | | | | | | | | | | | | | | | | | | | | | | | | | | | | | | | | | | | | | | | | | | | | | | | | | | | | |
| VI1220A1 | 4,2x12 TCB SELF-TAPPIN G SCREW | 2.000 | PC | | | | | | | | | | | | | | | | | | | | | | | | | | | | | | | | | | | | | | | | | | | | | | | | | | | | | | | | | | | | | | | | | | | | | | | | | | | | | | | | | |
| VL1019A0 | VIBRATION DETERGENT PUMP | 2.000 | PC | | | | | | | | | | | | | | | | | | | | | | | | | | | | | | | | | | | | | | | | | | | | | | | | | | | | | | | | | | | | | | | | | | | | | | | | | | | | | | | | | |
| VL1047A1 | D6 PIPE HOLDER - D8 J.G. TERMINAL | 2.000 | PC | | | | | | | | | | | | | | | | | | | | | | | | | | | | | | | | | | | | | | | | | | | | | | | | | | | | | | | | | | | | | | | | | | | | | | | | | | | | | | | | | |
| VL1054B0 | ONE WASHING SYS INLET DISTRIBUTOR | 2.000 | PC | | | | | | | | | | | | | | | | | | | | | | | | | | | | | | | | | | | | | | | | | | | | | | | | | | | | | | | | | | | | | | | | | | | | | | | | | | | | | | | | | |
| VL1102A1 | DETERGENT LINE FILTER + BARBED VNR 6 MM | 2.000 | PC | | | | | | | | | | | | | | | | | | | | | | | | | | | | | | | | | | | | | | | | | | | | | | | | | | | | | | | | | | | | | | | | | | | | | | | | | | | | | | | | | |
| VL1127A1 | 6mm BARBED T-SHAPED FITTING | 1.000 | PC | | | | | | | | | | | | | | | | | | | | | | | | | | | | | | | | | | | | | | | | | | | | | | | | | | | | | | | | | | | | | | | | | | | | | | | | | | | | | | | | | |
| VL1128A1 | D6 BARBED CHECK VALVE | 4.000 | PC | | | | | | | | | | | | | | | | | | | | | | | | | | | | | | | | | | | | | | | | | | | | | | | | | | | | | | | | | | | | | | | | | | | | | | | | | | | | | | | | | |
| VL1166A0 | BB6-AR6 L FITTING | 2.000 | PC | | | | | | | | | | | | | | | | | | | | | | | | | | | | | | | | | | | | | | | | | | | | | | | | | | | | | | | | | | | | | | | | | | | | | | | | | | | | | | | | | |
| VL1174C0 | D1.2 MM CALIBRATED D1.2 MM | 2.000 | PC | | | | | | | | | | | | | | | | | | | | | | | | | | | | | | | | | | | | | | | | | | | | | | | | | | | | | | | | | | | | | | | | | | | | | | | | | | | | | | | | | |
| VL1191A0 | ONE WASHING DISTRIBUTOR OUTLETS KIT | 2.000 | PC | | | | | | | | | | | | | | | | | | | | | | | | | | | | | | | | | | | | | | | | | | | | | | | | | | | | | | | | | | | | | | | | | | | | | | | | | | | | | | | | | |
| VL1214A0 | BAYONET - 6mm BARBED NRV VALVE | 2.000 | PC | | | | | | | | | | | | | | | | | | | | | | | | | | | | | | | | | | | | | | | | | | | | | | | | | | | | | | | | | | | | | | | | | | | | | | | | | | | | | | | | | |
| VM2172A0 | LOCKING CLIP FOR PUMP WITH CIRCUIT | 4.000 | PC | | | | | | | | | | | | | | | | | | | | | | | | | | | | | | | | | | | | | | | | | | | | | | | | | | | | | | | | | | | | | | | | | | | | | | | | | | | | | | | | | |
| Code | Description | Qty | UOM | | | | | | | | | | | | | | | | | | | | | | | | | | | | | | | | | | | | | | | | | | | | | | | | | | | | | | | | | | | | | | | | | | | | | | | | | | | | | | | | | |
| 0H2213A1 | HOOD WATER CIRCUIT PLAT | 1.000 | PC | | | | | | | | | | | | | | | | | | | | | | | | | | | | | | | | | | | | | | | | | | | | | | | | | | | | | | | | | | | | | | | | | | | | | | | | | | | | | | | | | |
| EL1450A0 | US SELF-CLEANIN G WATER SOLENOID | 2.000 | PC | | | | | | | | | | | | | | | | | | | | | | | | | | | | | | | | | | | | | | | | | | | | | | | | | | | | | | | | | | | | | | | | | | | | | | | | | | | | | | | | | |
| GN1526A0 | INT. D.=6.9 TH=1.8 O-RIN | 5.000 | PC | | | | | | | | | | | | | | | | | | | | | | | | | | | | | | | | | | | | | | | | | | | | | | | | | | | | | | | | | | | | | | | | | | | | | | | | | | | | | | | | | |




| COMPONENT | | | SPARE PART | | | | | | | | | | | | | | | | | | | | | | | | | | | | | | | | | | | | | | | | | | | | | | | | | | | | | | | | | | | | | | | | | | | | | | | | | | | | | | | | | | | | | | | | | | |
|-----------|--|---|------------|-------------------------------|--|------|-------------|-----|-----|----------|-------------------------------------|-------|----|----------|-----------------------|--------|----|----------|------------------------|-------|----|----------|--------------------|-------|----|----------|--------------------------|-------|----|----------|---------------------------|-------|----|----------|----------|-------|----|----------|--------------------------------------|-------|----|----------|--------------------------------|-------|----|----------|---|-------|----|----------|--|-------|----|----------|--|-------|----|----------|-----------------------------------|-------|----|----------|--------------------------|-------|----|----------|--------------------------------|-------|----|----------|----------------------|-------|----|----------|----------------------------------|-------|----|----------|--|-------|----|----------|--------------------------------------|-------|----|----------|--|-------|----|----------|--|-------|----|
| Code | Description | Image | Code | Description | Kit components | | | | | | | | | | | | | | | | | | | | | | | | | | | | | | | | | | | | | | | | | | | | | | | | | | | | | | | | | | | | | | | | | | | | | | | | | | | | | | | | | | | | | | | | |
| VL1019A | VIBRATION DETERGENT PUMP |  | KVL1225A | US HOOD WASHING SYSTEM KIT | <table border="1"> <thead> <tr> <th>Code</th> <th>Description</th> <th>Qty</th> <th>UOM</th> </tr> </thead> <tbody> <tr> <td>RC1018A0</td> <td>ZINC PLATED D12 ELASTIC CLAMP</td> <td>4.000</td> <td>PC</td> </tr> <tr> <td>RC1019A0</td> <td>D=10 ELASTIC CLAMP</td> <td>16.000</td> <td>PC</td> </tr> <tr> <td>RC1131A0</td> <td>200x2.6 BLACK CLAMP</td> <td>1.000</td> <td>PC</td> </tr> <tr> <td>RC1242A0</td> <td>D=10 CLOSED CAP</td> <td>2.000</td> <td>PC</td> </tr> <tr> <td>TB2821A0</td> <td>EPDM 6X10 L=40MM PIPE</td> <td>6.000</td> <td>PC</td> </tr> <tr> <td>TB2994A0</td> <td>HOOD DETERGENT PIPE</td> <td>2.000</td> <td>PC</td> </tr> <tr> <td>TB3252A0</td> <td>TB3252A0</td> <td>2.000</td> <td>PC</td> </tr> <tr> <td>VI1220A1</td> <td>4,2x12 TCB SELF-TAPPIN G SCREW</td> <td>3.000</td> <td>PC</td> </tr> <tr> <td>VL1019A0</td> <td>VIBRATION DETERGENT PUMP</td> <td>1.000</td> <td>PC</td> </tr> <tr> <td>VL1047A1</td> <td>D6 PIPE HOLDER - D8 J.G. TERMINAL</td> <td>1.000</td> <td>PC</td> </tr> <tr> <td>VL1054B0</td> <td>ONE WASHING SYS INLET DISTRIBUTOR</td> <td>1.000</td> <td>PC</td> </tr> <tr> <td>VL1102A1</td> <td>DETERGENT LINE FILTER + BARBED VNR 6 MM</td> <td>1.000</td> <td>PC</td> </tr> <tr> <td>VL1127A1</td> <td>6mm BARBED T-SHAPED FITTING</td> <td>1.000</td> <td>PC</td> </tr> <tr> <td>VL1128A1</td> <td>D6 BARBED CHECK VALVE</td> <td>2.000</td> <td>PC</td> </tr> <tr> <td>VL1165A0</td> <td>BAM-BB6 STRAIGHT FITTING</td> <td>1.000</td> <td>PC</td> </tr> <tr> <td>VL1166A0</td> <td>BB6-AR6 L FITTING</td> <td>2.000</td> <td>PC</td> </tr> <tr> <td>VL1174C0</td> <td>D1.2 MM CALIBRATED D1.2 MM</td> <td>1.000</td> <td>PC</td> </tr> <tr> <td>VL1191A0</td> <td>ONE WASHING DISTRIBUTOR OUTLETS KIT</td> <td>1.000</td> <td>PC</td> </tr> <tr> <td>VL1214A0</td> <td>BAYONET - 6mm BARBED NRV VALVE</td> <td>1.000</td> <td>PC</td> </tr> <tr> <td>VM1605A0</td> <td>CLIP TWIST LOCK DIAM. 10,2-12,7 MM</td> <td>2.000</td> <td>PC</td> </tr> <tr> <td>VM2172A0</td> <td>LOCKING CLIP FOR PUMP WITH CIRCUIT</td> <td>3.000</td> <td>PC</td> </tr> </tbody> </table> | Code | Description | Qty | UOM | RC1018A0 | ZINC PLATED D12 ELASTIC CLAMP | 4.000 | PC | RC1019A0 | D=10 ELASTIC CLAMP | 16.000 | PC | RC1131A0 | 200x2.6 BLACK CLAMP | 1.000 | PC | RC1242A0 | D=10 CLOSED CAP | 2.000 | PC | TB2821A0 | EPDM 6X10 L=40MM PIPE | 6.000 | PC | TB2994A0 | HOOD DETERGENT PIPE | 2.000 | PC | TB3252A0 | TB3252A0 | 2.000 | PC | VI1220A1 | 4,2x12 TCB SELF-TAPPIN G SCREW | 3.000 | PC | VL1019A0 | VIBRATION DETERGENT PUMP | 1.000 | PC | VL1047A1 | D6 PIPE HOLDER - D8 J.G. TERMINAL | 1.000 | PC | VL1054B0 | ONE WASHING SYS INLET DISTRIBUTOR | 1.000 | PC | VL1102A1 | DETERGENT LINE FILTER + BARBED VNR 6 MM | 1.000 | PC | VL1127A1 | 6mm BARBED T-SHAPED FITTING | 1.000 | PC | VL1128A1 | D6 BARBED CHECK VALVE | 2.000 | PC | VL1165A0 | BAM-BB6 STRAIGHT FITTING | 1.000 | PC | VL1166A0 | BB6-AR6 L FITTING | 2.000 | PC | VL1174C0 | D1.2 MM CALIBRATED D1.2 MM | 1.000 | PC | VL1191A0 | ONE WASHING DISTRIBUTOR OUTLETS KIT | 1.000 | PC | VL1214A0 | BAYONET - 6mm BARBED NRV VALVE | 1.000 | PC | VM1605A0 | CLIP TWIST LOCK DIAM. 10,2-12,7 MM | 2.000 | PC | VM2172A0 | LOCKING CLIP FOR PUMP WITH CIRCUIT | 3.000 | PC |
| Code | Description | Qty | UOM | | | | | | | | | | | | | | | | | | | | | | | | | | | | | | | | | | | | | | | | | | | | | | | | | | | | | | | | | | | | | | | | | | | | | | | | | | | | | | | | | | | | | | | | | | |
| RC1018A0 | ZINC PLATED D12 ELASTIC CLAMP | 4.000 | PC | | | | | | | | | | | | | | | | | | | | | | | | | | | | | | | | | | | | | | | | | | | | | | | | | | | | | | | | | | | | | | | | | | | | | | | | | | | | | | | | | | | | | | | | | | |
| RC1019A0 | D=10 ELASTIC CLAMP | 16.000 | PC | | | | | | | | | | | | | | | | | | | | | | | | | | | | | | | | | | | | | | | | | | | | | | | | | | | | | | | | | | | | | | | | | | | | | | | | | | | | | | | | | | | | | | | | | | |
| RC1131A0 | 200x2.6 BLACK CLAMP | 1.000 | PC | | | | | | | | | | | | | | | | | | | | | | | | | | | | | | | | | | | | | | | | | | | | | | | | | | | | | | | | | | | | | | | | | | | | | | | | | | | | | | | | | | | | | | | | | | |
| RC1242A0 | D=10 CLOSED CAP | 2.000 | PC | | | | | | | | | | | | | | | | | | | | | | | | | | | | | | | | | | | | | | | | | | | | | | | | | | | | | | | | | | | | | | | | | | | | | | | | | | | | | | | | | | | | | | | | | | |
| TB2821A0 | EPDM 6X10 L=40MM PIPE | 6.000 | PC | | | | | | | | | | | | | | | | | | | | | | | | | | | | | | | | | | | | | | | | | | | | | | | | | | | | | | | | | | | | | | | | | | | | | | | | | | | | | | | | | | | | | | | | | | |
| TB2994A0 | HOOD DETERGENT PIPE | 2.000 | PC | | | | | | | | | | | | | | | | | | | | | | | | | | | | | | | | | | | | | | | | | | | | | | | | | | | | | | | | | | | | | | | | | | | | | | | | | | | | | | | | | | | | | | | | | | |
| TB3252A0 | TB3252A0 | 2.000 | PC | | | | | | | | | | | | | | | | | | | | | | | | | | | | | | | | | | | | | | | | | | | | | | | | | | | | | | | | | | | | | | | | | | | | | | | | | | | | | | | | | | | | | | | | | | |
| VI1220A1 | 4,2x12 TCB SELF-TAPPIN G SCREW | 3.000 | PC | | | | | | | | | | | | | | | | | | | | | | | | | | | | | | | | | | | | | | | | | | | | | | | | | | | | | | | | | | | | | | | | | | | | | | | | | | | | | | | | | | | | | | | | | | |
| VL1019A0 | VIBRATION DETERGENT PUMP | 1.000 | PC | | | | | | | | | | | | | | | | | | | | | | | | | | | | | | | | | | | | | | | | | | | | | | | | | | | | | | | | | | | | | | | | | | | | | | | | | | | | | | | | | | | | | | | | | | |
| VL1047A1 | D6 PIPE HOLDER - D8 J.G. TERMINAL | 1.000 | PC | | | | | | | | | | | | | | | | | | | | | | | | | | | | | | | | | | | | | | | | | | | | | | | | | | | | | | | | | | | | | | | | | | | | | | | | | | | | | | | | | | | | | | | | | | |
| VL1054B0 | ONE WASHING SYS INLET DISTRIBUTOR | 1.000 | PC | | | | | | | | | | | | | | | | | | | | | | | | | | | | | | | | | | | | | | | | | | | | | | | | | | | | | | | | | | | | | | | | | | | | | | | | | | | | | | | | | | | | | | | | | | |
| VL1102A1 | DETERGENT LINE FILTER + BARBED VNR 6 MM | 1.000 | PC | | | | | | | | | | | | | | | | | | | | | | | | | | | | | | | | | | | | | | | | | | | | | | | | | | | | | | | | | | | | | | | | | | | | | | | | | | | | | | | | | | | | | | | | | | |
| VL1127A1 | 6mm BARBED T-SHAPED FITTING | 1.000 | PC | | | | | | | | | | | | | | | | | | | | | | | | | | | | | | | | | | | | | | | | | | | | | | | | | | | | | | | | | | | | | | | | | | | | | | | | | | | | | | | | | | | | | | | | | | |
| VL1128A1 | D6 BARBED CHECK VALVE | 2.000 | PC | | | | | | | | | | | | | | | | | | | | | | | | | | | | | | | | | | | | | | | | | | | | | | | | | | | | | | | | | | | | | | | | | | | | | | | | | | | | | | | | | | | | | | | | | | |
| VL1165A0 | BAM-BB6 STRAIGHT FITTING | 1.000 | PC | | | | | | | | | | | | | | | | | | | | | | | | | | | | | | | | | | | | | | | | | | | | | | | | | | | | | | | | | | | | | | | | | | | | | | | | | | | | | | | | | | | | | | | | | | |
| VL1166A0 | BB6-AR6 L FITTING | 2.000 | PC | | | | | | | | | | | | | | | | | | | | | | | | | | | | | | | | | | | | | | | | | | | | | | | | | | | | | | | | | | | | | | | | | | | | | | | | | | | | | | | | | | | | | | | | | | |
| VL1174C0 | D1.2 MM CALIBRATED D1.2 MM | 1.000 | PC | | | | | | | | | | | | | | | | | | | | | | | | | | | | | | | | | | | | | | | | | | | | | | | | | | | | | | | | | | | | | | | | | | | | | | | | | | | | | | | | | | | | | | | | | | |
| VL1191A0 | ONE WASHING DISTRIBUTOR OUTLETS KIT | 1.000 | PC | | | | | | | | | | | | | | | | | | | | | | | | | | | | | | | | | | | | | | | | | | | | | | | | | | | | | | | | | | | | | | | | | | | | | | | | | | | | | | | | | | | | | | | | | | |
| VL1214A0 | BAYONET - 6mm BARBED NRV VALVE | 1.000 | PC | | | | | | | | | | | | | | | | | | | | | | | | | | | | | | | | | | | | | | | | | | | | | | | | | | | | | | | | | | | | | | | | | | | | | | | | | | | | | | | | | | | | | | | | | | |
| VM1605A0 | CLIP TWIST LOCK DIAM. 10,2-12,7 MM | 2.000 | PC | | | | | | | | | | | | | | | | | | | | | | | | | | | | | | | | | | | | | | | | | | | | | | | | | | | | | | | | | | | | | | | | | | | | | | | | | | | | | | | | | | | | | | | | | | |
| VM2172A0 | LOCKING CLIP FOR PUMP WITH CIRCUIT | 3.000 | PC | | | | | | | | | | | | | | | | | | | | | | | | | | | | | | | | | | | | | | | | | | | | | | | | | | | | | | | | | | | | | | | | | | | | | | | | | | | | | | | | | | | | | | | | | | |


| COMPONENT | | | SPARE PART | | | | | | | | | | | | | | | | | | | | | | | | | | | | | | | | | | | | | | | | | | | | | | | | | | | | | | | | | | | | | | | | | | | | | | | | | | | | | | |
|-----------|--|---|------------|---|---|------|-------------|-----|-----|----------|---------------------------------|-------|----|----------|---------------------------------|-------|----|----------|-----------------------------|-------|----|----------|-------------------------------------|-------|----|----------|-----------------------|--------|----|----------|--------------------|-------|----|----------|--------------------------|-------|----|----------|--|-------|----|----------|---|-------|----|----------|---|-------|----|----------|--------------------------------------|-------|----|----------|--------------------------------|-------|----|----------|---|-------|----|----------|--|-------|----|----------|--|-------|----|----------|--------------------------|-------|----|----------|----------------------|-------|----|----------|----------------------------------|-------|----|
| Code | Description | Image | Code | Description | Kit components | | | | | | | | | | | | | | | | | | | | | | | | | | | | | | | | | | | | | | | | | | | | | | | | | | | | | | | | | | | | | | | | | | | | | | | | | | | | |
| VL1019A | VIBRATION DETERGENT PUMP |  | KVL1222A | EUR 0311 ONE PLUS CLEANING SYSTEM KIT | <table border="1"> <thead> <tr> <th>Code</th> <th>Description</th> <th>Qty</th> <th>UOM</th> </tr> </thead> <tbody> <tr> <td>0H2486A0</td> <td>0311 WASHING CIRCUIT PLAT</td> <td>1.000</td> <td>PC</td> </tr> <tr> <td>EL1440A0</td> <td>WATER SELF CLEANING VALVE</td> <td>1.000</td> <td>PC</td> </tr> <tr> <td>GN1526A0</td> <td>INT. D.=6.9 TH=1.8 O-RIN</td> <td>3.000</td> <td>PC</td> </tr> <tr> <td>RC1018A0</td> <td>ZINC PLATED D12 ELASTIC CLAMP</td> <td>1.000</td> <td>PC</td> </tr> <tr> <td>RC1019A0</td> <td>D=10 ELASTIC CLAMP</td> <td>14.000</td> <td>PC</td> </tr> <tr> <td>RC1242A0</td> <td>D=10 CLOSED CAP</td> <td>2.000</td> <td>PC</td> </tr> <tr> <td>TB2821A0</td> <td>EPDM 6X10 L=40MM PIPE</td> <td>6.000</td> <td>PC</td> </tr> <tr> <td>TB3004A0</td> <td>TB2820A L=550mm EPDM BLACK PIPE</td> <td>1.000</td> <td>PC</td> </tr> <tr> <td>TB3009B0</td> <td>TB3132A-ONE OVEN WASHING INLET</td> <td>1.000</td> <td>PC</td> </tr> <tr> <td>TB3225B0</td> <td>TB2820A-TAN K-WASHYNG SYS CONNECTION</td> <td>1.000</td> <td>PC</td> </tr> <tr> <td>VI1220A1</td> <td>4,2x12 TCB SELF-TAPPIN G SCREW</td> <td>4.000</td> <td>PC</td> </tr> <tr> <td>VL1019A0</td> <td>VIBRATION DETERGENT PUMP</td> <td>1.000</td> <td>PC</td> </tr> <tr> <td>VL1047A1</td> <td>D6 PIPE HOLDER - D6 J.G. TERMINAL</td> <td>1.000</td> <td>PC</td> </tr> <tr> <td>VL1054B0</td> <td>ONE WASHING SYS INLET DISTRIBUTOR</td> <td>1.000</td> <td>PC</td> </tr> <tr> <td>VL1102A1</td> <td>DETERGENT LINE FILTER + BARBED VNR 6 MM</td> <td>1.000</td> <td>PC</td> </tr> <tr> <td>VL1128A1</td> <td>D6 BARBED CHECK VALVE</td> <td>2.000</td> <td>PC</td> </tr> <tr> <td>VL1166A0</td> <td>BB6-AR6 L FITTING</td> <td>1.000</td> <td>PC</td> </tr> <tr> <td>VL1174C0</td> <td>D1.2 MM CALIBRATED D1.2 MM</td> <td>1.000</td> <td>PC</td> </tr> </tbody> </table> | Code | Description | Qty | UOM | 0H2486A0 | 0311 WASHING CIRCUIT PLAT | 1.000 | PC | EL1440A0 | WATER SELF CLEANING VALVE | 1.000 | PC | GN1526A0 | INT. D.=6.9 TH=1.8 O-RIN | 3.000 | PC | RC1018A0 | ZINC PLATED D12 ELASTIC CLAMP | 1.000 | PC | RC1019A0 | D=10 ELASTIC CLAMP | 14.000 | PC | RC1242A0 | D=10 CLOSED CAP | 2.000 | PC | TB2821A0 | EPDM 6X10 L=40MM PIPE | 6.000 | PC | TB3004A0 | TB2820A L=550mm EPDM BLACK PIPE | 1.000 | PC | TB3009B0 | TB3132A-ONE OVEN WASHING INLET | 1.000 | PC | TB3225B0 | TB2820A-TAN K-WASHYNG SYS CONNECTION | 1.000 | PC | VI1220A1 | 4,2x12 TCB SELF-TAPPIN G SCREW | 4.000 | PC | VL1019A0 | VIBRATION DETERGENT PUMP | 1.000 | PC | VL1047A1 | D6 PIPE HOLDER - D6 J.G. TERMINAL | 1.000 | PC | VL1054B0 | ONE WASHING SYS INLET DISTRIBUTOR | 1.000 | PC | VL1102A1 | DETERGENT LINE FILTER + BARBED VNR 6 MM | 1.000 | PC | VL1128A1 | D6 BARBED CHECK VALVE | 2.000 | PC | VL1166A0 | BB6-AR6 L FITTING | 1.000 | PC | VL1174C0 | D1.2 MM CALIBRATED D1.2 MM | 1.000 | PC |
| Code | Description | Qty | UOM | | | | | | | | | | | | | | | | | | | | | | | | | | | | | | | | | | | | | | | | | | | | | | | | | | | | | | | | | | | | | | | | | | | | | | | | | | | | | | |
| 0H2486A0 | 0311 WASHING CIRCUIT PLAT | 1.000 | PC | | | | | | | | | | | | | | | | | | | | | | | | | | | | | | | | | | | | | | | | | | | | | | | | | | | | | | | | | | | | | | | | | | | | | | | | | | | | | | |
| EL1440A0 | WATER SELF CLEANING VALVE | 1.000 | PC | | | | | | | | | | | | | | | | | | | | | | | | | | | | | | | | | | | | | | | | | | | | | | | | | | | | | | | | | | | | | | | | | | | | | | | | | | | | | | |
| GN1526A0 | INT. D.=6.9 TH=1.8 O-RIN | 3.000 | PC | | | | | | | | | | | | | | | | | | | | | | | | | | | | | | | | | | | | | | | | | | | | | | | | | | | | | | | | | | | | | | | | | | | | | | | | | | | | | | |
| RC1018A0 | ZINC PLATED D12 ELASTIC CLAMP | 1.000 | PC | | | | | | | | | | | | | | | | | | | | | | | | | | | | | | | | | | | | | | | | | | | | | | | | | | | | | | | | | | | | | | | | | | | | | | | | | | | | | | |
| RC1019A0 | D=10 ELASTIC CLAMP | 14.000 | PC | | | | | | | | | | | | | | | | | | | | | | | | | | | | | | | | | | | | | | | | | | | | | | | | | | | | | | | | | | | | | | | | | | | | | | | | | | | | | | |
| RC1242A0 | D=10 CLOSED CAP | 2.000 | PC | | | | | | | | | | | | | | | | | | | | | | | | | | | | | | | | | | | | | | | | | | | | | | | | | | | | | | | | | | | | | | | | | | | | | | | | | | | | | | |
| TB2821A0 | EPDM 6X10 L=40MM PIPE | 6.000 | PC | | | | | | | | | | | | | | | | | | | | | | | | | | | | | | | | | | | | | | | | | | | | | | | | | | | | | | | | | | | | | | | | | | | | | | | | | | | | | | |
| TB3004A0 | TB2820A L=550mm EPDM BLACK PIPE | 1.000 | PC | | | | | | | | | | | | | | | | | | | | | | | | | | | | | | | | | | | | | | | | | | | | | | | | | | | | | | | | | | | | | | | | | | | | | | | | | | | | | | |
| TB3009B0 | TB3132A-ONE OVEN WASHING INLET | 1.000 | PC | | | | | | | | | | | | | | | | | | | | | | | | | | | | | | | | | | | | | | | | | | | | | | | | | | | | | | | | | | | | | | | | | | | | | | | | | | | | | | |
| TB3225B0 | TB2820A-TAN K-WASHYNG SYS CONNECTION | 1.000 | PC | | | | | | | | | | | | | | | | | | | | | | | | | | | | | | | | | | | | | | | | | | | | | | | | | | | | | | | | | | | | | | | | | | | | | | | | | | | | | | |
| VI1220A1 | 4,2x12 TCB SELF-TAPPIN G SCREW | 4.000 | PC | | | | | | | | | | | | | | | | | | | | | | | | | | | | | | | | | | | | | | | | | | | | | | | | | | | | | | | | | | | | | | | | | | | | | | | | | | | | | | |
| VL1019A0 | VIBRATION DETERGENT PUMP | 1.000 | PC | | | | | | | | | | | | | | | | | | | | | | | | | | | | | | | | | | | | | | | | | | | | | | | | | | | | | | | | | | | | | | | | | | | | | | | | | | | | | | |
| VL1047A1 | D6 PIPE HOLDER - D6 J.G. TERMINAL | 1.000 | PC | | | | | | | | | | | | | | | | | | | | | | | | | | | | | | | | | | | | | | | | | | | | | | | | | | | | | | | | | | | | | | | | | | | | | | | | | | | | | | |
| VL1054B0 | ONE WASHING SYS INLET DISTRIBUTOR | 1.000 | PC | | | | | | | | | | | | | | | | | | | | | | | | | | | | | | | | | | | | | | | | | | | | | | | | | | | | | | | | | | | | | | | | | | | | | | | | | | | | | | |
| VL1102A1 | DETERGENT LINE FILTER + BARBED VNR 6 MM | 1.000 | PC | | | | | | | | | | | | | | | | | | | | | | | | | | | | | | | | | | | | | | | | | | | | | | | | | | | | | | | | | | | | | | | | | | | | | | | | | | | | | | |
| VL1128A1 | D6 BARBED CHECK VALVE | 2.000 | PC | | | | | | | | | | | | | | | | | | | | | | | | | | | | | | | | | | | | | | | | | | | | | | | | | | | | | | | | | | | | | | | | | | | | | | | | | | | | | | |
| VL1166A0 | BB6-AR6 L FITTING | 1.000 | PC | | | | | | | | | | | | | | | | | | | | | | | | | | | | | | | | | | | | | | | | | | | | | | | | | | | | | | | | | | | | | | | | | | | | | | | | | | | | | | |
| VL1174C0 | D1.2 MM CALIBRATED D1.2 MM | 1.000 | PC | | | | | | | | | | | | | | | | | | | | | | | | | | | | | | | | | | | | | | | | | | | | | | | | | | | | | | | | | | | | | | | | | | | | | | | | | | | | | | |

| COMPONENT | | | SPARE PART | | | | | | | | | | | | | | | | | | | | | | | | | | | | | | | | | | | | | | | | | | | | | | | | | | | | | | | | | | | | | | | |
|-----------|--|---|------------|---|--|------|-------------|--------------------------------------|-------|----------|--|---|-------|----------|--------------------------------------|--|-------|----------|--|-----------------------------|-------|----|----------|-------------------------------------|-------|----|----------|-----------------------|--------|----|----------|--------------|-------|----|----------|------------------------|-------|----|----------|--------------------|-------|----|----------|--|-------|----|----------|--------------------------|-------|----|----------|--|-------|----|----------|--|-------|----|----------|--|-------|----|----------|--------------------------------|-------|----|
| Code | Description | Image | Code | Description | Kit components | | | | | | | | | | | | | | | | | | | | | | | | | | | | | | | | | | | | | | | | | | | | | | | | | | | | | | | | | | | | | |
| VL1019A | VIBRATION DETERGENT PUMP |  | KVL1222A | EUR 0311 ONE PLUS CLEANING SYSTEM KIT | <table border="1"> <thead> <tr> <th>Code</th> <th>Description</th> <th>Qty</th> <th>UOM</th> </tr> </thead> <tbody> <tr> <td>VL1191A0</td> <td>ONE WASHING DISTRIBUTOR OUTLETS KIT</td> <td>1.000</td> <td>PC</td> </tr> <tr> <td>VL1214A0</td> <td>BAYONET - 6mm BARBED NRV VALVE</td> <td>1.000</td> <td>PC</td> </tr> <tr> <td>VM2172A0</td> <td>LOCKING CLIP FOR PUMP WITH CIRCUIT</td> <td>2.000</td> <td>PC</td> </tr> </tbody> </table> | Code | Description | Qty | UOM | VL1191A0 | ONE WASHING DISTRIBUTOR OUTLETS KIT | 1.000 | PC | VL1214A0 | BAYONET - 6mm BARBED NRV VALVE | 1.000 | PC | VM2172A0 | LOCKING CLIP FOR PUMP WITH CIRCUIT | 2.000 | PC | | | | | | | | | | | | | | | | | | | | | | | | | | | | | | | | | | | | | | | | | | | | | |
| | | | Code | Description | Qty | UOM | | | | | | | | | | | | | | | | | | | | | | | | | | | | | | | | | | | | | | | | | | | | | | | | | | | | | | | | | | | | |
| VL1191A0 | ONE WASHING DISTRIBUTOR OUTLETS KIT | 1.000 | PC | | | | | | | | | | | | | | | | | | | | | | | | | | | | | | | | | | | | | | | | | | | | | | | | | | | | | | | | | | | | | | | |
| VL1214A0 | BAYONET - 6mm BARBED NRV VALVE | 1.000 | PC | | | | | | | | | | | | | | | | | | | | | | | | | | | | | | | | | | | | | | | | | | | | | | | | | | | | | | | | | | | | | | | |
| VM2172A0 | LOCKING CLIP FOR PUMP WITH CIRCUIT | 2.000 | PC | | | | | | | | | | | | | | | | | | | | | | | | | | | | | | | | | | | | | | | | | | | | | | | | | | | | | | | | | | | | | | | |
| KVL1213A | US PLUS COMPACT WASHING SYSTEM KIT | <table border="1"> <thead> <tr> <th>Code</th> <th>Description</th> <th>Qty</th> <th>UOM</th> </tr> </thead> <tbody> <tr> <td>0H2428A2</td> <td>XECC PLUS WASHING CIRCUIT PLAT</td> <td>1.000</td> <td>PC</td> </tr> <tr> <td>EL1450A0</td> <td>US SELF-CLEANIN G WATER SOLENOID</td> <td>3.000</td> <td>PC</td> </tr> <tr> <td>GN1312A0</td> <td>RUBBER CABLE-PASSI NG DE-26 DI=15 SP=10</td> <td>1.000</td> <td>PC</td> </tr> <tr> <td>GN1526A0</td> <td>INT. D.=6.9 TH=1.8 O-RIN</td> <td>7.000</td> <td>PC</td> </tr> <tr> <td>RC1018A0</td> <td>ZINC PLATED D12 ELASTIC CLAMP</td> <td>2.000</td> <td>PC</td> </tr> <tr> <td>RC1019A0</td> <td>D=10 ELASTIC CLAMP</td> <td>14.000</td> <td>PC</td> </tr> <tr> <td>RC1130A0</td> <td>130x2.6 CLAM</td> <td>1.000</td> <td>PC</td> </tr> <tr> <td>RC1131A0</td> <td>200x2.6 BLACK CLAMP</td> <td>1.000</td> <td>PC</td> </tr> <tr> <td>RC1242A0</td> <td>D=10 CLOSED CAP</td> <td>2.000</td> <td>PC</td> </tr> <tr> <td>RC1356A0</td> <td>"STRAIGHT THREADED FEMALE END 8x1/4" BS</td> <td>1.000</td> <td>PC</td> </tr> <tr> <td>TB2821A0</td> <td>EPDM 6X10 L=40MM PIPE</td> <td>6.000</td> <td>PC</td> </tr> <tr> <td>TB3004A0</td> <td>TB2820A L=550mm EPDM BLACK PIPE</td> <td>1.000</td> <td>PC</td> </tr> <tr> <td>TB3005B0</td> <td>TB3132A L=550mm EPDM WHITE-BLUE PIPE</td> <td>1.000</td> <td>PC</td> </tr> <tr> <td>TB3469A0</td> <td></td> <td>1.000</td> <td>PC</td> </tr> <tr> <td>VL1019A0</td> <td>VIBRATION DETERGENT PUMP</td> <td>1.000</td> <td>PC</td> </tr> </tbody> </table> | Code | Description | Qty | UOM | 0H2428A2 | XECC PLUS WASHING CIRCUIT PLAT | 1.000 | PC | EL1450A0 | US SELF-CLEANIN G WATER SOLENOID | 3.000 | PC | GN1312A0 | RUBBER CABLE-PASSI NG DE-26 DI=15 SP=10 | 1.000 | PC | GN1526A0 | INT. D.=6.9 TH=1.8 O-RIN | 7.000 | PC | RC1018A0 | ZINC PLATED D12 ELASTIC CLAMP | 2.000 | PC | RC1019A0 | D=10 ELASTIC CLAMP | 14.000 | PC | RC1130A0 | 130x2.6 CLAM | 1.000 | PC | RC1131A0 | 200x2.6 BLACK CLAMP | 1.000 | PC | RC1242A0 | D=10 CLOSED CAP | 2.000 | PC | RC1356A0 | "STRAIGHT THREADED FEMALE END 8x1/4" BS | 1.000 | PC | TB2821A0 | EPDM 6X10 L=40MM PIPE | 6.000 | PC | TB3004A0 | TB2820A L=550mm EPDM BLACK PIPE | 1.000 | PC | TB3005B0 | TB3132A L=550mm EPDM WHITE-BLUE PIPE | 1.000 | PC | TB3469A0 | | 1.000 | PC | VL1019A0 | VIBRATION DETERGENT PUMP | 1.000 | PC |
| Code | Description | Qty | UOM | | | | | | | | | | | | | | | | | | | | | | | | | | | | | | | | | | | | | | | | | | | | | | | | | | | | | | | | | | | | | | | |
| 0H2428A2 | XECC PLUS WASHING CIRCUIT PLAT | 1.000 | PC | | | | | | | | | | | | | | | | | | | | | | | | | | | | | | | | | | | | | | | | | | | | | | | | | | | | | | | | | | | | | | | |
| EL1450A0 | US SELF-CLEANIN G WATER SOLENOID | 3.000 | PC | | | | | | | | | | | | | | | | | | | | | | | | | | | | | | | | | | | | | | | | | | | | | | | | | | | | | | | | | | | | | | | |
| GN1312A0 | RUBBER CABLE-PASSI NG DE-26 DI=15 SP=10 | 1.000 | PC | | | | | | | | | | | | | | | | | | | | | | | | | | | | | | | | | | | | | | | | | | | | | | | | | | | | | | | | | | | | | | | |
| GN1526A0 | INT. D.=6.9 TH=1.8 O-RIN | 7.000 | PC | | | | | | | | | | | | | | | | | | | | | | | | | | | | | | | | | | | | | | | | | | | | | | | | | | | | | | | | | | | | | | | |
| RC1018A0 | ZINC PLATED D12 ELASTIC CLAMP | 2.000 | PC | | | | | | | | | | | | | | | | | | | | | | | | | | | | | | | | | | | | | | | | | | | | | | | | | | | | | | | | | | | | | | | |
| RC1019A0 | D=10 ELASTIC CLAMP | 14.000 | PC | | | | | | | | | | | | | | | | | | | | | | | | | | | | | | | | | | | | | | | | | | | | | | | | | | | | | | | | | | | | | | | |
| RC1130A0 | 130x2.6 CLAM | 1.000 | PC | | | | | | | | | | | | | | | | | | | | | | | | | | | | | | | | | | | | | | | | | | | | | | | | | | | | | | | | | | | | | | | |
| RC1131A0 | 200x2.6 BLACK CLAMP | 1.000 | PC | | | | | | | | | | | | | | | | | | | | | | | | | | | | | | | | | | | | | | | | | | | | | | | | | | | | | | | | | | | | | | | |
| RC1242A0 | D=10 CLOSED CAP | 2.000 | PC | | | | | | | | | | | | | | | | | | | | | | | | | | | | | | | | | | | | | | | | | | | | | | | | | | | | | | | | | | | | | | | |
| RC1356A0 | "STRAIGHT THREADED FEMALE END 8x1/4" BS | 1.000 | PC | | | | | | | | | | | | | | | | | | | | | | | | | | | | | | | | | | | | | | | | | | | | | | | | | | | | | | | | | | | | | | | |
| TB2821A0 | EPDM 6X10 L=40MM PIPE | 6.000 | PC | | | | | | | | | | | | | | | | | | | | | | | | | | | | | | | | | | | | | | | | | | | | | | | | | | | | | | | | | | | | | | | |
| TB3004A0 | TB2820A L=550mm EPDM BLACK PIPE | 1.000 | PC | | | | | | | | | | | | | | | | | | | | | | | | | | | | | | | | | | | | | | | | | | | | | | | | | | | | | | | | | | | | | | | |
| TB3005B0 | TB3132A L=550mm EPDM WHITE-BLUE PIPE | 1.000 | PC | | | | | | | | | | | | | | | | | | | | | | | | | | | | | | | | | | | | | | | | | | | | | | | | | | | | | | | | | | | | | | | |
| TB3469A0 | | 1.000 | PC | | | | | | | | | | | | | | | | | | | | | | | | | | | | | | | | | | | | | | | | | | | | | | | | | | | | | | | | | | | | | | | |
| VL1019A0 | VIBRATION DETERGENT PUMP | 1.000 | PC | | | | | | | | | | | | | | | | | | | | | | | | | | | | | | | | | | | | | | | | | | | | | | | | | | | | | | | | | | | | | | | |




| COMPONENT | | | SPARE PART | | | | | | | | | | | | | | | | | | | | | | | | | | | | | | | | | | | | | | | | | | | | | | |
|-----------|--|---|------------|--|--|------|-------------|--------------------------------------|-------|----------|---|---------------------------------|-------|----------|--|--|-------|----------|-------------------------------------|-----------------------------|-------|----------|--|-------------------------------------|-------|----------|--------------------------|-----------------------|--------|----------|--------------------------------|--------------|-------|----------|----------------------|------------------------|-------|----------|----------------------------------|--------------------|-------|----------|---------------------------------------|-------|----|----------|--|-------|----|
| Code | Description | Image | Code | Description | Kit components | | | | | | | | | | | | | | | | | | | | | | | | | | | | | | | | | | | | | | | | | | | | |
| VL1019A | VIBRATION DETERGENT PUMP |  | KVL1213A | US PLUS COMPACT WASHING SYSTEM KIT | <table border="1"> <thead> <tr> <th>Code</th> <th>Description</th> <th>Qty</th> <th>UOM</th> </tr> </thead> <tbody> <tr> <td>VL1047A1</td> <td>D6 PIPE HOLDER - D8 J.G. TERMINAL</td> <td>1.000</td> <td>PC</td> </tr> <tr> <td>VL1054B0</td> <td>ONE WASHING SYS INLET DISTRIBUTOR</td> <td>1.000</td> <td>PC</td> </tr> <tr> <td>VL1065A1</td> <td>1/4 MALE N.O. PRESSURE SWITCH</td> <td>1.000</td> <td>PC</td> </tr> <tr> <td>VL1102A1</td> <td>DETERGENT LINE FILTER + BARBED VNR 6 MM</td> <td>1.000</td> <td>PC</td> </tr> <tr> <td>VL1128A1</td> <td>D6 BARBED CHECK VALVE</td> <td>2.000</td> <td>PC</td> </tr> <tr> <td>VL1165A0</td> <td>BAM-BB6 STRAIGHT FITTING</td> <td>1.000</td> <td>PC</td> </tr> <tr> <td>VL1166A0</td> <td>BB6-AR6 L FITTING</td> <td>3.000</td> <td>PC</td> </tr> <tr> <td>VL1174C0</td> <td>D1.2 MM CALIBRATED D1.2 MM</td> <td>1.000</td> <td>PC</td> </tr> <tr> <td>VL1185A0</td> <td>2 WAYS PLUS WASHING DISTRIBUTOR</td> <td>1.000</td> <td>PC</td> </tr> <tr> <td>VM2172A0</td> <td>LOCKING CLIP FOR PUMP WITH CIRCUIT</td> <td>6.000</td> <td>PC</td> </tr> </tbody> </table> | Code | Description | Qty | UOM | VL1047A1 | D6 PIPE HOLDER - D8 J.G. TERMINAL | 1.000 | PC | VL1054B0 | ONE WASHING SYS INLET DISTRIBUTOR | 1.000 | PC | VL1065A1 | 1/4 MALE N.O. PRESSURE SWITCH | 1.000 | PC | VL1102A1 | DETERGENT LINE FILTER + BARBED VNR 6 MM | 1.000 | PC | VL1128A1 | D6 BARBED CHECK VALVE | 2.000 | PC | VL1165A0 | BAM-BB6 STRAIGHT FITTING | 1.000 | PC | VL1166A0 | BB6-AR6 L FITTING | 3.000 | PC | VL1174C0 | D1.2 MM CALIBRATED D1.2 MM | 1.000 | PC | VL1185A0 | 2 WAYS PLUS WASHING DISTRIBUTOR | 1.000 | PC | VM2172A0 | LOCKING CLIP FOR PUMP WITH CIRCUIT | 6.000 | PC |
| | | | Code | Description | Qty | UOM | | | | | | | | | | | | | | | | | | | | | | | | | | | | | | | | | | | | | | | | | | | |
| VL1047A1 | D6 PIPE HOLDER - D8 J.G. TERMINAL | 1.000 | PC | | | | | | | | | | | | | | | | | | | | | | | | | | | | | | | | | | | | | | | | | | | | | | |
| VL1054B0 | ONE WASHING SYS INLET DISTRIBUTOR | 1.000 | PC | | | | | | | | | | | | | | | | | | | | | | | | | | | | | | | | | | | | | | | | | | | | | | |
| VL1065A1 | 1/4 MALE N.O. PRESSURE SWITCH | 1.000 | PC | | | | | | | | | | | | | | | | | | | | | | | | | | | | | | | | | | | | | | | | | | | | | | |
| VL1102A1 | DETERGENT LINE FILTER + BARBED VNR 6 MM | 1.000 | PC | | | | | | | | | | | | | | | | | | | | | | | | | | | | | | | | | | | | | | | | | | | | | | |
| VL1128A1 | D6 BARBED CHECK VALVE | 2.000 | PC | | | | | | | | | | | | | | | | | | | | | | | | | | | | | | | | | | | | | | | | | | | | | | |
| VL1165A0 | BAM-BB6 STRAIGHT FITTING | 1.000 | PC | | | | | | | | | | | | | | | | | | | | | | | | | | | | | | | | | | | | | | | | | | | | | | |
| VL1166A0 | BB6-AR6 L FITTING | 3.000 | PC | | | | | | | | | | | | | | | | | | | | | | | | | | | | | | | | | | | | | | | | | | | | | | |
| VL1174C0 | D1.2 MM CALIBRATED D1.2 MM | 1.000 | PC | | | | | | | | | | | | | | | | | | | | | | | | | | | | | | | | | | | | | | | | | | | | | | |
| VL1185A0 | 2 WAYS PLUS WASHING DISTRIBUTOR | 1.000 | PC | | | | | | | | | | | | | | | | | | | | | | | | | | | | | | | | | | | | | | | | | | | | | | |
| VM2172A0 | LOCKING CLIP FOR PUMP WITH CIRCUIT | 6.000 | PC | | | | | | | | | | | | | | | | | | | | | | | | | | | | | | | | | | | | | | | | | | | | | | |
| KVL1212A | EUR COMPACT PLUS CLEANING SYSTEM KIT | <table border="1"> <thead> <tr> <th>Code</th> <th>Description</th> <th>Qty</th> <th>UOM</th> </tr> </thead> <tbody> <tr> <td>0H2428A2</td> <td>XECC PLUS WASHING CIRCUIT PLAT</td> <td>1.000</td> <td>PC</td> </tr> <tr> <td>EL1440A0</td> <td>WATER SELF CLEANING VALVE</td> <td>3.000</td> <td>PC</td> </tr> <tr> <td>GN1312A0</td> <td>RUBBER CABLE-PASSI NG DE=26 DI=15 SP=10</td> <td>1.000</td> <td>PC</td> </tr> <tr> <td>GN1526A0</td> <td>INT. D.=6.9 TH=1.8 O-RIN</td> <td>7.000</td> <td>PC</td> </tr> <tr> <td>RC1018A0</td> <td>ZINC PLATED D12 ELASTIC CLAMP</td> <td>2.000</td> <td>PC</td> </tr> <tr> <td>RC1019A0</td> <td>D=10 ELASTIC CLAMP</td> <td>14.000</td> <td>PC</td> </tr> <tr> <td>RC1130A0</td> <td>130x2,6 CLAM</td> <td>1.000</td> <td>PC</td> </tr> <tr> <td>RC1131A0</td> <td>200x2,6 BLACK CLAMP</td> <td>1.000</td> <td>PC</td> </tr> <tr> <td>RC1242A0</td> <td>D=10 CLOSED CAP</td> <td>2.000</td> <td>PC</td> </tr> </tbody> </table> | Code | Description | Qty | UOM | 0H2428A2 | XECC PLUS WASHING CIRCUIT PLAT | 1.000 | PC | EL1440A0 | WATER SELF CLEANING VALVE | 3.000 | PC | GN1312A0 | RUBBER CABLE-PASSI NG DE=26 DI=15 SP=10 | 1.000 | PC | GN1526A0 | INT. D.=6.9 TH=1.8 O-RIN | 7.000 | PC | RC1018A0 | ZINC PLATED D12 ELASTIC CLAMP | 2.000 | PC | RC1019A0 | D=10 ELASTIC CLAMP | 14.000 | PC | RC1130A0 | 130x2,6 CLAM | 1.000 | PC | RC1131A0 | 200x2,6 BLACK CLAMP | 1.000 | PC | RC1242A0 | D=10 CLOSED CAP | 2.000 | PC | | | | | | | |
| Code | Description | Qty | UOM | | | | | | | | | | | | | | | | | | | | | | | | | | | | | | | | | | | | | | | | | | | | | | |
| 0H2428A2 | XECC PLUS WASHING CIRCUIT PLAT | 1.000 | PC | | | | | | | | | | | | | | | | | | | | | | | | | | | | | | | | | | | | | | | | | | | | | | |
| EL1440A0 | WATER SELF CLEANING VALVE | 3.000 | PC | | | | | | | | | | | | | | | | | | | | | | | | | | | | | | | | | | | | | | | | | | | | | | |
| GN1312A0 | RUBBER CABLE-PASSI NG DE=26 DI=15 SP=10 | 1.000 | PC | | | | | | | | | | | | | | | | | | | | | | | | | | | | | | | | | | | | | | | | | | | | | | |
| GN1526A0 | INT. D.=6.9 TH=1.8 O-RIN | 7.000 | PC | | | | | | | | | | | | | | | | | | | | | | | | | | | | | | | | | | | | | | | | | | | | | | |
| RC1018A0 | ZINC PLATED D12 ELASTIC CLAMP | 2.000 | PC | | | | | | | | | | | | | | | | | | | | | | | | | | | | | | | | | | | | | | | | | | | | | | |
| RC1019A0 | D=10 ELASTIC CLAMP | 14.000 | PC | | | | | | | | | | | | | | | | | | | | | | | | | | | | | | | | | | | | | | | | | | | | | | |
| RC1130A0 | 130x2,6 CLAM | 1.000 | PC | | | | | | | | | | | | | | | | | | | | | | | | | | | | | | | | | | | | | | | | | | | | | | |
| RC1131A0 | 200x2,6 BLACK CLAMP | 1.000 | PC | | | | | | | | | | | | | | | | | | | | | | | | | | | | | | | | | | | | | | | | | | | | | | |
| RC1242A0 | D=10 CLOSED CAP | 2.000 | PC | | | | | | | | | | | | | | | | | | | | | | | | | | | | | | | | | | | | | | | | | | | | | | |




| COMPONENT | | | SPARE PART | | | |
|-----------|-----------------------------|---|------------|--|----------------|---|
| Code | Description | Image | Code | Description | Kit components | |
| VL1019A | VIBRATION DETERGENT PUMP |  | KVL1212A | EUR COMPACT PLUS CLEANING SYSTEM KIT | Code | Description Qty UOM |
| | | | | | RC1356A0 | "STRAIGHT THREADED FEMALE END 8x1/4" BS 1.000 PC |
| | | | | | TB2821A0 | EPDM 6X10 6.000 PC L=40MM PIPE |
| | | | | | TB3004A0 | TB2820A 2.000 PC L=550mm EPDM BLACK PIPE |
| | | | | | TB3005B0 | TB3132A 1.000 PC L=550mm EPDM WHITE-BLUE PIPE |
| | | | | | TB3469A0 | 1.000 PC |
| | | | | | VL1019A0 | VIBRATION 1.000 PC DETERGENT PUMP |
| | | | | | VL1047A1 | D6 PIPE 1.000 PC HOLDER - D8 J.G. TERMINAL |
| | | | | | VL1054B0 | ONE 1.000 PC WASHING SYS INLET DISTRIBUTOR |
| | | | | | VL1065A1 | 1/4 MALE N.O. 1.000 PC PRESSURE SWITCH |
| | | | | | VL1102A1 | DETERGENT 1.000 PC LINE FILTER + BARBED VNR 6 MM |
| | | | | | VL1128A1 | D6 BARBED 2.000 PC CHECK VALVE |
| | | | | | VL1165A0 | BAM-BB6 1.000 PC STRAIGHT FITTING |
| | | | | | VL1166A0 | BB6-AR6 L 3.000 PC FITTING |
| | | | | | VL1174C0 | D1.2 MM 1.000 PC CALIBRATED D1.2 MM |
| | | | | | VL1185A0 | 2 WAYS PLUS 1.000 PC WASHING DISTRIBUTOR |
| | | | | | VM2172A0 | LOCKING CLIP 6.000 PC FOR PUMP WITH CIRCUIT |




| COMPONENT | | | SPARE PART | | | | | | | | | | | | | | | | | | | | | | | | | | | | | | | | | | | | | | | | | | | | | | | | | | | | | | | | | | | | | | | | | | | | | | | | | | | | | | | | | | |
|-----------|--|---|------------|--|---|------|-------------|-----|-----|----------|--|-------|----|----------|---------------------------------|-------|----|----------|-----------------------------|-------|----|----------|-------------------------------------|-------|----|----------|-----------------------|--------|----|----------|--------------|-------|----|----------|--------------------|-------|----|----------|--|-------|----|----------|--------------------------|-------|----|----------|--|-------|----|----------|--|-------|----|----------|--------------------------------------|-------|----|----------|--------------------------------|-------|----|----------|---|-------|----|----------|--|-------|----|----------|--|-------|----|----------|--------------------------|-------|----|----------|--------------------------------|-------|----|----------|----------------------|-------|----|
| Code | Description | Image | Code | Description | Kit components | | | | | | | | | | | | | | | | | | | | | | | | | | | | | | | | | | | | | | | | | | | | | | | | | | | | | | | | | | | | | | | | | | | | | | | | | | | | | | | | |
| VL1019A | VIBRATION DETERGENT PUMP |  | KVL1211A | ONE COMPACT AND 0523-EP WASH. SYSTEM KIT | <table border="1"> <thead> <tr> <th>Code</th> <th>Description</th> <th>Qty</th> <th>UOM</th> </tr> </thead> <tbody> <tr> <td>0H2427A0</td> <td>XECC WASHING CIRCUIT HOLDING PLATE</td> <td>1.000</td> <td>PC</td> </tr> <tr> <td>EL1440A0</td> <td>WATER SELF CLEANING VALVE</td> <td>1.000</td> <td>PC</td> </tr> <tr> <td>GN1526A0</td> <td>INT. D.=6.9 TH=1.8 O-RIN</td> <td>3.000</td> <td>PC</td> </tr> <tr> <td>RC1018A0</td> <td>ZINC PLATED D12 ELASTIC CLAMP</td> <td>1.000</td> <td>PC</td> </tr> <tr> <td>RC1019A0</td> <td>D=10 ELASTIC CLAMP</td> <td>14.000</td> <td>PC</td> </tr> <tr> <td>RC1130A0</td> <td>130x2,6 CLAM</td> <td>1.000</td> <td>PC</td> </tr> <tr> <td>RC1242A0</td> <td>D=10 CLOSED CAP</td> <td>2.000</td> <td>PC</td> </tr> <tr> <td>TB1402A0</td> <td>TB2820A-DETE RGENT CIRCUIT-FILTE R PIPE</td> <td>1.000</td> <td>PC</td> </tr> <tr> <td>TB2821A0</td> <td>EPDM 6X10 L=40MM PIPE</td> <td>6.000</td> <td>PC</td> </tr> <tr> <td>TB3004A0</td> <td>TB2820A L=550mm EPDM BLACK PIPE</td> <td>1.000</td> <td>PC</td> </tr> <tr> <td>TB3469A0</td> <td></td> <td>1.000</td> <td>PC</td> </tr> <tr> <td>VI1220A1</td> <td>4,2x12 TCB SELF-TAPPIN G SCREW</td> <td>4.000</td> <td>PC</td> </tr> <tr> <td>VL1019A0</td> <td>VIBRATION DETERGENT PUMP</td> <td>1.000</td> <td>PC</td> </tr> <tr> <td>VL1047A1</td> <td>D6 PIPE HOLDER - D6 J.G. TERMINAL</td> <td>1.000</td> <td>PC</td> </tr> <tr> <td>VL1054B0</td> <td>ONE WASHING SYS INLET DISTRIBUTOR</td> <td>1.000</td> <td>PC</td> </tr> <tr> <td>VL1102A1</td> <td>DETERGENT LINE FILTER + BARBED VNR 6 MM</td> <td>1.000</td> <td>PC</td> </tr> <tr> <td>VL1128A1</td> <td>D6 BARBED CHECK VALVE</td> <td>2.000</td> <td>PC</td> </tr> <tr> <td>VL1165A0</td> <td>BAM-BB6 STRAIGHT FITTING</td> <td>1.000</td> <td>PC</td> </tr> <tr> <td>VL1166A0</td> <td>BB6-AR6 L FITTING</td> <td>1.000</td> <td>PC</td> </tr> </tbody> </table> | Code | Description | Qty | UOM | 0H2427A0 | XECC WASHING CIRCUIT HOLDING PLATE | 1.000 | PC | EL1440A0 | WATER SELF CLEANING VALVE | 1.000 | PC | GN1526A0 | INT. D.=6.9 TH=1.8 O-RIN | 3.000 | PC | RC1018A0 | ZINC PLATED D12 ELASTIC CLAMP | 1.000 | PC | RC1019A0 | D=10 ELASTIC CLAMP | 14.000 | PC | RC1130A0 | 130x2,6 CLAM | 1.000 | PC | RC1242A0 | D=10 CLOSED CAP | 2.000 | PC | TB1402A0 | TB2820A-DETE RGENT CIRCUIT-FILTE R PIPE | 1.000 | PC | TB2821A0 | EPDM 6X10 L=40MM PIPE | 6.000 | PC | TB3004A0 | TB2820A L=550mm EPDM BLACK PIPE | 1.000 | PC | TB3469A0 | | 1.000 | PC | VI1220A1 | 4,2x12 TCB SELF-TAPPIN G SCREW | 4.000 | PC | VL1019A0 | VIBRATION DETERGENT PUMP | 1.000 | PC | VL1047A1 | D6 PIPE HOLDER - D6 J.G. TERMINAL | 1.000 | PC | VL1054B0 | ONE WASHING SYS INLET DISTRIBUTOR | 1.000 | PC | VL1102A1 | DETERGENT LINE FILTER + BARBED VNR 6 MM | 1.000 | PC | VL1128A1 | D6 BARBED CHECK VALVE | 2.000 | PC | VL1165A0 | BAM-BB6 STRAIGHT FITTING | 1.000 | PC | VL1166A0 | BB6-AR6 L FITTING | 1.000 | PC |
| Code | Description | Qty | UOM | | | | | | | | | | | | | | | | | | | | | | | | | | | | | | | | | | | | | | | | | | | | | | | | | | | | | | | | | | | | | | | | | | | | | | | | | | | | | | | | | | |
| 0H2427A0 | XECC WASHING CIRCUIT HOLDING PLATE | 1.000 | PC | | | | | | | | | | | | | | | | | | | | | | | | | | | | | | | | | | | | | | | | | | | | | | | | | | | | | | | | | | | | | | | | | | | | | | | | | | | | | | | | | | |
| EL1440A0 | WATER SELF CLEANING VALVE | 1.000 | PC | | | | | | | | | | | | | | | | | | | | | | | | | | | | | | | | | | | | | | | | | | | | | | | | | | | | | | | | | | | | | | | | | | | | | | | | | | | | | | | | | | |
| GN1526A0 | INT. D.=6.9 TH=1.8 O-RIN | 3.000 | PC | | | | | | | | | | | | | | | | | | | | | | | | | | | | | | | | | | | | | | | | | | | | | | | | | | | | | | | | | | | | | | | | | | | | | | | | | | | | | | | | | | |
| RC1018A0 | ZINC PLATED D12 ELASTIC CLAMP | 1.000 | PC | | | | | | | | | | | | | | | | | | | | | | | | | | | | | | | | | | | | | | | | | | | | | | | | | | | | | | | | | | | | | | | | | | | | | | | | | | | | | | | | | | |
| RC1019A0 | D=10 ELASTIC CLAMP | 14.000 | PC | | | | | | | | | | | | | | | | | | | | | | | | | | | | | | | | | | | | | | | | | | | | | | | | | | | | | | | | | | | | | | | | | | | | | | | | | | | | | | | | | | |
| RC1130A0 | 130x2,6 CLAM | 1.000 | PC | | | | | | | | | | | | | | | | | | | | | | | | | | | | | | | | | | | | | | | | | | | | | | | | | | | | | | | | | | | | | | | | | | | | | | | | | | | | | | | | | | |
| RC1242A0 | D=10 CLOSED CAP | 2.000 | PC | | | | | | | | | | | | | | | | | | | | | | | | | | | | | | | | | | | | | | | | | | | | | | | | | | | | | | | | | | | | | | | | | | | | | | | | | | | | | | | | | | |
| TB1402A0 | TB2820A-DETE RGENT CIRCUIT-FILTE R PIPE | 1.000 | PC | | | | | | | | | | | | | | | | | | | | | | | | | | | | | | | | | | | | | | | | | | | | | | | | | | | | | | | | | | | | | | | | | | | | | | | | | | | | | | | | | | |
| TB2821A0 | EPDM 6X10 L=40MM PIPE | 6.000 | PC | | | | | | | | | | | | | | | | | | | | | | | | | | | | | | | | | | | | | | | | | | | | | | | | | | | | | | | | | | | | | | | | | | | | | | | | | | | | | | | | | | |
| TB3004A0 | TB2820A L=550mm EPDM BLACK PIPE | 1.000 | PC | | | | | | | | | | | | | | | | | | | | | | | | | | | | | | | | | | | | | | | | | | | | | | | | | | | | | | | | | | | | | | | | | | | | | | | | | | | | | | | | | | |
| TB3469A0 | | 1.000 | PC | | | | | | | | | | | | | | | | | | | | | | | | | | | | | | | | | | | | | | | | | | | | | | | | | | | | | | | | | | | | | | | | | | | | | | | | | | | | | | | | | | |
| VI1220A1 | 4,2x12 TCB SELF-TAPPIN G SCREW | 4.000 | PC | | | | | | | | | | | | | | | | | | | | | | | | | | | | | | | | | | | | | | | | | | | | | | | | | | | | | | | | | | | | | | | | | | | | | | | | | | | | | | | | | | |
| VL1019A0 | VIBRATION DETERGENT PUMP | 1.000 | PC | | | | | | | | | | | | | | | | | | | | | | | | | | | | | | | | | | | | | | | | | | | | | | | | | | | | | | | | | | | | | | | | | | | | | | | | | | | | | | | | | | |
| VL1047A1 | D6 PIPE HOLDER - D6 J.G. TERMINAL | 1.000 | PC | | | | | | | | | | | | | | | | | | | | | | | | | | | | | | | | | | | | | | | | | | | | | | | | | | | | | | | | | | | | | | | | | | | | | | | | | | | | | | | | | | |
| VL1054B0 | ONE WASHING SYS INLET DISTRIBUTOR | 1.000 | PC | | | | | | | | | | | | | | | | | | | | | | | | | | | | | | | | | | | | | | | | | | | | | | | | | | | | | | | | | | | | | | | | | | | | | | | | | | | | | | | | | | |
| VL1102A1 | DETERGENT LINE FILTER + BARBED VNR 6 MM | 1.000 | PC | | | | | | | | | | | | | | | | | | | | | | | | | | | | | | | | | | | | | | | | | | | | | | | | | | | | | | | | | | | | | | | | | | | | | | | | | | | | | | | | | | |
| VL1128A1 | D6 BARBED CHECK VALVE | 2.000 | PC | | | | | | | | | | | | | | | | | | | | | | | | | | | | | | | | | | | | | | | | | | | | | | | | | | | | | | | | | | | | | | | | | | | | | | | | | | | | | | | | | | |
| VL1165A0 | BAM-BB6 STRAIGHT FITTING | 1.000 | PC | | | | | | | | | | | | | | | | | | | | | | | | | | | | | | | | | | | | | | | | | | | | | | | | | | | | | | | | | | | | | | | | | | | | | | | | | | | | | | | | | | |
| VL1166A0 | BB6-AR6 L FITTING | 1.000 | PC | | | | | | | | | | | | | | | | | | | | | | | | | | | | | | | | | | | | | | | | | | | | | | | | | | | | | | | | | | | | | | | | | | | | | | | | | | | | | | | | | | |




| COMPONENT | | | SPARE PART | | | | | | | | | | | | | | | | | | | | | | | | | | | | | | | | | | | | | | | | | | | | | | | | | | | | | | | | | | | | | | | | | | | | | | | |
|-----------|---|---|------------|--|--|------|-------------|--|-------|----------|----------------------------------|---|-------|----------|--|-----------------------------|-------|----------|--|-------------------------------------|--------|----|----------|-----------------------|--------|----|----------|--------------|-------|----|----------|------------------------|-------|----|----------|--------------------|-------|----|----------|--|-------|----|----------|--|-------|----|----------|--|-------|----|----------|--------------------------|-------|----|----------|--|-------|----|----------|--|-------|----|----------|--|-------|----|----------|---|-------|----|----------|--------------------------------|-------|----|
| Code | Description | Image | Code | Description | Kit components | | | | | | | | | | | | | | | | | | | | | | | | | | | | | | | | | | | | | | | | | | | | | | | | | | | | | | | | | | | | | | | | | | | | | |
| VL1019A | VIBRATION DETERGENT PUMP |  | KVL1211A | ONE COMPACT AND 0523-EP WASH. SYSTEM KIT | <table border="1"> <thead> <tr> <th>Code</th> <th>Description</th> <th>Qty</th> <th>UOM</th> </tr> </thead> <tbody> <tr> <td>VL1174C0</td> <td>D1.2 MM CALIBRATED D1.2 MM</td> <td>1.000</td> <td>PC</td> </tr> <tr> <td>VL1191A0</td> <td>ONE WASHING DISTRIBUTOR OUTLETS KIT</td> <td>1.000</td> <td>PC</td> </tr> <tr> <td>VM2172A0</td> <td>LOCKING CLIP FOR PUMP WITH CIRCUIT</td> <td>2.000</td> <td>PC</td> </tr> </tbody> </table> | Code | Description | Qty | UOM | VL1174C0 | D1.2 MM CALIBRATED D1.2 MM | 1.000 | PC | VL1191A0 | ONE WASHING DISTRIBUTOR OUTLETS KIT | 1.000 | PC | VM2172A0 | LOCKING CLIP FOR PUMP WITH CIRCUIT | 2.000 | PC | | | | | | | | | | | | | | | | | | | | | | | | | | | | | | | | | | | | | | | | | | | | | | | | | | | | | |
| | | | Code | Description | Qty | UOM | | | | | | | | | | | | | | | | | | | | | | | | | | | | | | | | | | | | | | | | | | | | | | | | | | | | | | | | | | | | | | | | | | | | |
| VL1174C0 | D1.2 MM CALIBRATED D1.2 MM | 1.000 | PC | | | | | | | | | | | | | | | | | | | | | | | | | | | | | | | | | | | | | | | | | | | | | | | | | | | | | | | | | | | | | | | | | | | | | | | |
| VL1191A0 | ONE WASHING DISTRIBUTOR OUTLETS KIT | 1.000 | PC | | | | | | | | | | | | | | | | | | | | | | | | | | | | | | | | | | | | | | | | | | | | | | | | | | | | | | | | | | | | | | | | | | | | | | | |
| VM2172A0 | LOCKING CLIP FOR PUMP WITH CIRCUIT | 2.000 | PC | | | | | | | | | | | | | | | | | | | | | | | | | | | | | | | | | | | | | | | | | | | | | | | | | | | | | | | | | | | | | | | | | | | | | | | |
| KVL1209A | US PLUS 3 ROTOR ARMS WASHING SYSTEM KIT | <table border="1"> <thead> <tr> <th>Code</th> <th>Description</th> <th>Qty</th> <th>UOM</th> </tr> </thead> <tbody> <tr> <td>0H2354A1</td> <td>XEVC-XEVL PLUS WASHING CIRCUIT PLAT</td> <td>1.000</td> <td>PC</td> </tr> <tr> <td>EL1450A0</td> <td>US SELF-CLEANIN G WATER SOLENOID</td> <td>4.000</td> <td>PC</td> </tr> <tr> <td>GN1526A0</td> <td>INT. D.=6.9 TH=1.8 O-RIN</td> <td>9.000</td> <td>PC</td> </tr> <tr> <td>RC1018A0</td> <td>ZINC PLATED D12 ELASTIC CLAMP</td> <td>12.000</td> <td>PC</td> </tr> <tr> <td>RC1019A0</td> <td>D=10 ELASTIC CLAMP</td> <td>15.000</td> <td>PC</td> </tr> <tr> <td>RC1130A0</td> <td>130x2.6 CLAM</td> <td>1.000</td> <td>PC</td> </tr> <tr> <td>RC1131A0</td> <td>200x2.6 BLACK CLAMP</td> <td>3.000</td> <td>PC</td> </tr> <tr> <td>RC1242A0</td> <td>D=10 CLOSED CAP</td> <td>2.000</td> <td>PC</td> </tr> <tr> <td>RC1356A0</td> <td>"STRAIGHT THREADED FEMALE END 8x1/4" BS</td> <td>1.000</td> <td>PC</td> </tr> <tr> <td>TB2652A0</td> <td></td> <td>1.000</td> <td>PC</td> </tr> <tr> <td>TB2677A0</td> <td></td> <td>1.000</td> <td>PC</td> </tr> <tr> <td>TB2821A0</td> <td>EPDM 6X10 L=40MM PIPE</td> <td>6.000</td> <td>PC</td> </tr> <tr> <td>TB3004A0</td> <td>TB2820A L=550mm EPDM BLACK PIPE</td> <td>2.000</td> <td>PC</td> </tr> <tr> <td>TB3024C0</td> <td></td> <td>3.000</td> <td>PC</td> </tr> <tr> <td>TB3226A0</td> <td></td> <td>1.000</td> <td>PC</td> </tr> <tr> <td>TB3440A0</td> <td>TB3132A L=1050mm EPDM WHITE-BLUE PIPE</td> <td>1.000</td> <td>PC</td> </tr> <tr> <td>VL1019A0</td> <td>VIBRATION DETERGENT PUMP</td> <td>1.000</td> <td>PC</td> </tr> </tbody> </table> | Code | Description | Qty | UOM | 0H2354A1 | XEVC-XEVL PLUS WASHING CIRCUIT PLAT | 1.000 | PC | EL1450A0 | US SELF-CLEANIN G WATER SOLENOID | 4.000 | PC | GN1526A0 | INT. D.=6.9 TH=1.8 O-RIN | 9.000 | PC | RC1018A0 | ZINC PLATED D12 ELASTIC CLAMP | 12.000 | PC | RC1019A0 | D=10 ELASTIC CLAMP | 15.000 | PC | RC1130A0 | 130x2.6 CLAM | 1.000 | PC | RC1131A0 | 200x2.6 BLACK CLAMP | 3.000 | PC | RC1242A0 | D=10 CLOSED CAP | 2.000 | PC | RC1356A0 | "STRAIGHT THREADED FEMALE END 8x1/4" BS | 1.000 | PC | TB2652A0 | | 1.000 | PC | TB2677A0 | | 1.000 | PC | TB2821A0 | EPDM 6X10 L=40MM PIPE | 6.000 | PC | TB3004A0 | TB2820A L=550mm EPDM BLACK PIPE | 2.000 | PC | TB3024C0 | | 3.000 | PC | TB3226A0 | | 1.000 | PC | TB3440A0 | TB3132A L=1050mm EPDM WHITE-BLUE PIPE | 1.000 | PC | VL1019A0 | VIBRATION DETERGENT PUMP | 1.000 | PC |
| Code | Description | Qty | UOM | | | | | | | | | | | | | | | | | | | | | | | | | | | | | | | | | | | | | | | | | | | | | | | | | | | | | | | | | | | | | | | | | | | | | | | |
| 0H2354A1 | XEVC-XEVL PLUS WASHING CIRCUIT PLAT | 1.000 | PC | | | | | | | | | | | | | | | | | | | | | | | | | | | | | | | | | | | | | | | | | | | | | | | | | | | | | | | | | | | | | | | | | | | | | | | |
| EL1450A0 | US SELF-CLEANIN G WATER SOLENOID | 4.000 | PC | | | | | | | | | | | | | | | | | | | | | | | | | | | | | | | | | | | | | | | | | | | | | | | | | | | | | | | | | | | | | | | | | | | | | | | |
| GN1526A0 | INT. D.=6.9 TH=1.8 O-RIN | 9.000 | PC | | | | | | | | | | | | | | | | | | | | | | | | | | | | | | | | | | | | | | | | | | | | | | | | | | | | | | | | | | | | | | | | | | | | | | | |
| RC1018A0 | ZINC PLATED D12 ELASTIC CLAMP | 12.000 | PC | | | | | | | | | | | | | | | | | | | | | | | | | | | | | | | | | | | | | | | | | | | | | | | | | | | | | | | | | | | | | | | | | | | | | | | |
| RC1019A0 | D=10 ELASTIC CLAMP | 15.000 | PC | | | | | | | | | | | | | | | | | | | | | | | | | | | | | | | | | | | | | | | | | | | | | | | | | | | | | | | | | | | | | | | | | | | | | | | |
| RC1130A0 | 130x2.6 CLAM | 1.000 | PC | | | | | | | | | | | | | | | | | | | | | | | | | | | | | | | | | | | | | | | | | | | | | | | | | | | | | | | | | | | | | | | | | | | | | | | |
| RC1131A0 | 200x2.6 BLACK CLAMP | 3.000 | PC | | | | | | | | | | | | | | | | | | | | | | | | | | | | | | | | | | | | | | | | | | | | | | | | | | | | | | | | | | | | | | | | | | | | | | | |
| RC1242A0 | D=10 CLOSED CAP | 2.000 | PC | | | | | | | | | | | | | | | | | | | | | | | | | | | | | | | | | | | | | | | | | | | | | | | | | | | | | | | | | | | | | | | | | | | | | | | |
| RC1356A0 | "STRAIGHT THREADED FEMALE END 8x1/4" BS | 1.000 | PC | | | | | | | | | | | | | | | | | | | | | | | | | | | | | | | | | | | | | | | | | | | | | | | | | | | | | | | | | | | | | | | | | | | | | | | |
| TB2652A0 | | 1.000 | PC | | | | | | | | | | | | | | | | | | | | | | | | | | | | | | | | | | | | | | | | | | | | | | | | | | | | | | | | | | | | | | | | | | | | | | | |
| TB2677A0 | | 1.000 | PC | | | | | | | | | | | | | | | | | | | | | | | | | | | | | | | | | | | | | | | | | | | | | | | | | | | | | | | | | | | | | | | | | | | | | | | |
| TB2821A0 | EPDM 6X10 L=40MM PIPE | 6.000 | PC | | | | | | | | | | | | | | | | | | | | | | | | | | | | | | | | | | | | | | | | | | | | | | | | | | | | | | | | | | | | | | | | | | | | | | | |
| TB3004A0 | TB2820A L=550mm EPDM BLACK PIPE | 2.000 | PC | | | | | | | | | | | | | | | | | | | | | | | | | | | | | | | | | | | | | | | | | | | | | | | | | | | | | | | | | | | | | | | | | | | | | | | |
| TB3024C0 | | 3.000 | PC | | | | | | | | | | | | | | | | | | | | | | | | | | | | | | | | | | | | | | | | | | | | | | | | | | | | | | | | | | | | | | | | | | | | | | | |
| TB3226A0 | | 1.000 | PC | | | | | | | | | | | | | | | | | | | | | | | | | | | | | | | | | | | | | | | | | | | | | | | | | | | | | | | | | | | | | | | | | | | | | | | |
| TB3440A0 | TB3132A L=1050mm EPDM WHITE-BLUE PIPE | 1.000 | PC | | | | | | | | | | | | | | | | | | | | | | | | | | | | | | | | | | | | | | | | | | | | | | | | | | | | | | | | | | | | | | | | | | | | | | | |
| VL1019A0 | VIBRATION DETERGENT PUMP | 1.000 | PC | | | | | | | | | | | | | | | | | | | | | | | | | | | | | | | | | | | | | | | | | | | | | | | | | | | | | | | | | | | | | | | | | | | | | | | |




| COMPONENT | | | SPARE PART | | | | | | | | | | | | | | | | | | | | | | | | | | | | | | | | | | | | | | | | | | | | | | | | | | | | | | | | | | | | | | | | | | | | | | | | | | | | | |
|-----------|---|---|------------|---|--|------|-------------|-----|-----|----------|-------------------------------------|-------|----|----------|--|-------|----|----------|-----------------------------------|-------|----|----------|--------------------------|-------|----|----------|----------------------|-------|----|----------|--|-------|----|----------|----------------------------------|-------|----|----------|---------------------------------------|-------|----|----------|---------------------------------------|-------|----|----------|---|-------|----|----------|--------------------------------------|-------|----|----------|--|-------|----|----------|--|-------|----|----------|---|--|------|-------------|-----|-----|----------|--|-------|----|----------|---|-------|----|----------|-----------------------------|-------|----|
| Code | Description | Image | Code | Description | Kit components | | | | | | | | | | | | | | | | | | | | | | | | | | | | | | | | | | | | | | | | | | | | | | | | | | | | | | | | | | | | | | | | | | | | | | | | | | | |
| VL1019A | VIBRATION DETERGENT PUMP |  | KVL1209A | US PLUS 3 ROTOR ARMS WASHING SYSTEM KIT | <table border="1"> <thead> <tr> <th>Code</th> <th>Description</th> <th>Qty</th> <th>UOM</th> </tr> </thead> <tbody> <tr> <td>VL1065A1</td> <td>1/4 MALE N.O. PRESSURE SWITCH</td> <td>1.000</td> <td>PC</td> </tr> <tr> <td>VL1102A1</td> <td>DETERGENT LINE FILTER + BARBED VNR 6 MM</td> <td>1.000</td> <td>PC</td> </tr> <tr> <td>VL1127A1</td> <td>6mm BARBED T-SHAPED FITTING</td> <td>2.000</td> <td>PC</td> </tr> <tr> <td>VL1128A1</td> <td>D6 BARBED CHECK VALVE</td> <td>3.000</td> <td>PC</td> </tr> <tr> <td>VL1166A0</td> <td>BB6-AR6 L FITTING</td> <td>4.000</td> <td>PC</td> </tr> <tr> <td>VL1167A2</td> <td>GN21 3 ROTOR ARMS B-B FLOW RESTRICTOR</td> <td>1.000</td> <td>PC</td> </tr> <tr> <td>VL1174C0</td> <td>D1.2 MM CALIBRATED D1.2 MM</td> <td>1.000</td> <td>PC</td> </tr> <tr> <td>VL1185A0</td> <td>2 WAYS PLUS WASHING DISTRIBUTOR</td> <td>1.000</td> <td>PC</td> </tr> <tr> <td>VL1186A0</td> <td>3 WAYS PLUS WASHING DISTRIBUTOR</td> <td>1.000</td> <td>PC</td> </tr> <tr> <td>VL1190A0</td> <td>PLUS WASHING SYSTEM INLET DISTRIBUTOR</td> <td>1.000</td> <td>PC</td> </tr> <tr> <td>VL1214A0</td> <td>BAYONET - 6mm BARBED NRV VALVE</td> <td>1.000</td> <td>PC</td> </tr> <tr> <td>VM1605A0</td> <td>CLIP TWIST LOCK DIAM. 10,2-12,7 MM</td> <td>3.000</td> <td>PC</td> </tr> <tr> <td>VM2172A0</td> <td>LOCKING CLIP FOR PUMP WITH CIRCUIT</td> <td>9.000</td> <td>PC</td> </tr> </tbody> </table> | Code | Description | Qty | UOM | VL1065A1 | 1/4 MALE N.O. PRESSURE SWITCH | 1.000 | PC | VL1102A1 | DETERGENT LINE FILTER + BARBED VNR 6 MM | 1.000 | PC | VL1127A1 | 6mm BARBED T-SHAPED FITTING | 2.000 | PC | VL1128A1 | D6 BARBED CHECK VALVE | 3.000 | PC | VL1166A0 | BB6-AR6 L FITTING | 4.000 | PC | VL1167A2 | GN21 3 ROTOR ARMS B-B FLOW RESTRICTOR | 1.000 | PC | VL1174C0 | D1.2 MM CALIBRATED D1.2 MM | 1.000 | PC | VL1185A0 | 2 WAYS PLUS WASHING DISTRIBUTOR | 1.000 | PC | VL1186A0 | 3 WAYS PLUS WASHING DISTRIBUTOR | 1.000 | PC | VL1190A0 | PLUS WASHING SYSTEM INLET DISTRIBUTOR | 1.000 | PC | VL1214A0 | BAYONET - 6mm BARBED NRV VALVE | 1.000 | PC | VM1605A0 | CLIP TWIST LOCK DIAM. 10,2-12,7 MM | 3.000 | PC | VM2172A0 | LOCKING CLIP FOR PUMP WITH CIRCUIT | 9.000 | PC | KVL1208A | US PLUS 2 ROTOR ARMS WASHING SYSTEM KIT | <table border="1"> <thead> <tr> <th>Code</th> <th>Description</th> <th>Qty</th> <th>UOM</th> </tr> </thead> <tbody> <tr> <td>0H2354A1</td> <td>XEVC-XEVL PLUS WASHING CIRCUIT PLAT</td> <td>1.000</td> <td>PC</td> </tr> <tr> <td>EL1450A0</td> <td>US SELF-CLEANIN G WATER SOLENOID</td> <td>4.000</td> <td>PC</td> </tr> <tr> <td>GN1526A0</td> <td>INT. D.=6.9 TH=1.8 O-RIN</td> <td>9.000</td> <td>PC</td> </tr> </tbody> </table> | Code | Description | Qty | UOM | 0H2354A1 | XEVC-XEVL PLUS WASHING CIRCUIT PLAT | 1.000 | PC | EL1450A0 | US SELF-CLEANIN G WATER SOLENOID | 4.000 | PC | GN1526A0 | INT. D.=6.9 TH=1.8 O-RIN | 9.000 | PC |
| | | | Code | Description | Qty | UOM | | | | | | | | | | | | | | | | | | | | | | | | | | | | | | | | | | | | | | | | | | | | | | | | | | | | | | | | | | | | | | | | | | | | | | | | | | |
| VL1065A1 | 1/4 MALE N.O. PRESSURE SWITCH | 1.000 | PC | | | | | | | | | | | | | | | | | | | | | | | | | | | | | | | | | | | | | | | | | | | | | | | | | | | | | | | | | | | | | | | | | | | | | | | | | | | | | |
| VL1102A1 | DETERGENT LINE FILTER + BARBED VNR 6 MM | 1.000 | PC | | | | | | | | | | | | | | | | | | | | | | | | | | | | | | | | | | | | | | | | | | | | | | | | | | | | | | | | | | | | | | | | | | | | | | | | | | | | | |
| VL1127A1 | 6mm BARBED T-SHAPED FITTING | 2.000 | PC | | | | | | | | | | | | | | | | | | | | | | | | | | | | | | | | | | | | | | | | | | | | | | | | | | | | | | | | | | | | | | | | | | | | | | | | | | | | | |
| VL1128A1 | D6 BARBED CHECK VALVE | 3.000 | PC | | | | | | | | | | | | | | | | | | | | | | | | | | | | | | | | | | | | | | | | | | | | | | | | | | | | | | | | | | | | | | | | | | | | | | | | | | | | | |
| VL1166A0 | BB6-AR6 L FITTING | 4.000 | PC | | | | | | | | | | | | | | | | | | | | | | | | | | | | | | | | | | | | | | | | | | | | | | | | | | | | | | | | | | | | | | | | | | | | | | | | | | | | | |
| VL1167A2 | GN21 3 ROTOR ARMS B-B FLOW RESTRICTOR | 1.000 | PC | | | | | | | | | | | | | | | | | | | | | | | | | | | | | | | | | | | | | | | | | | | | | | | | | | | | | | | | | | | | | | | | | | | | | | | | | | | | | |
| VL1174C0 | D1.2 MM CALIBRATED D1.2 MM | 1.000 | PC | | | | | | | | | | | | | | | | | | | | | | | | | | | | | | | | | | | | | | | | | | | | | | | | | | | | | | | | | | | | | | | | | | | | | | | | | | | | | |
| VL1185A0 | 2 WAYS PLUS WASHING DISTRIBUTOR | 1.000 | PC | | | | | | | | | | | | | | | | | | | | | | | | | | | | | | | | | | | | | | | | | | | | | | | | | | | | | | | | | | | | | | | | | | | | | | | | | | | | | |
| VL1186A0 | 3 WAYS PLUS WASHING DISTRIBUTOR | 1.000 | PC | | | | | | | | | | | | | | | | | | | | | | | | | | | | | | | | | | | | | | | | | | | | | | | | | | | | | | | | | | | | | | | | | | | | | | | | | | | | | |
| VL1190A0 | PLUS WASHING SYSTEM INLET DISTRIBUTOR | 1.000 | PC | | | | | | | | | | | | | | | | | | | | | | | | | | | | | | | | | | | | | | | | | | | | | | | | | | | | | | | | | | | | | | | | | | | | | | | | | | | | | |
| VL1214A0 | BAYONET - 6mm BARBED NRV VALVE | 1.000 | PC | | | | | | | | | | | | | | | | | | | | | | | | | | | | | | | | | | | | | | | | | | | | | | | | | | | | | | | | | | | | | | | | | | | | | | | | | | | | | |
| VM1605A0 | CLIP TWIST LOCK DIAM. 10,2-12,7 MM | 3.000 | PC | | | | | | | | | | | | | | | | | | | | | | | | | | | | | | | | | | | | | | | | | | | | | | | | | | | | | | | | | | | | | | | | | | | | | | | | | | | | | |
| VM2172A0 | LOCKING CLIP FOR PUMP WITH CIRCUIT | 9.000 | PC | | | | | | | | | | | | | | | | | | | | | | | | | | | | | | | | | | | | | | | | | | | | | | | | | | | | | | | | | | | | | | | | | | | | | | | | | | | | | |
| Code | Description | Qty | UOM | | | | | | | | | | | | | | | | | | | | | | | | | | | | | | | | | | | | | | | | | | | | | | | | | | | | | | | | | | | | | | | | | | | | | | | | | | | | | |
| 0H2354A1 | XEVC-XEVL PLUS WASHING CIRCUIT PLAT | 1.000 | PC | | | | | | | | | | | | | | | | | | | | | | | | | | | | | | | | | | | | | | | | | | | | | | | | | | | | | | | | | | | | | | | | | | | | | | | | | | | | | |
| EL1450A0 | US SELF-CLEANIN G WATER SOLENOID | 4.000 | PC | | | | | | | | | | | | | | | | | | | | | | | | | | | | | | | | | | | | | | | | | | | | | | | | | | | | | | | | | | | | | | | | | | | | | | | | | | | | | |
| GN1526A0 | INT. D.=6.9 TH=1.8 O-RIN | 9.000 | PC | | | | | | | | | | | | | | | | | | | | | | | | | | | | | | | | | | | | | | | | | | | | | | | | | | | | | | | | | | | | | | | | | | | | | | | | | | | | | |




| COMPONENT | | | SPARE PART | | | | | | | | | | | | | | | | | | | | | | | | | | | | | | | | | | | | | | | | | | | | | | | | | | | | | | | | | | | | | | | | | | | | | | | | | | | | | | |
|-----------|-----------------------------|---|------------|---|---|---|-------------|-----|-----|----------|-------------------------------------|-------|----|----------|-----------------------|-------|----|----------|--------------|-------|----|----------|------------------------|-------|----|----------|--------------------|-------|----|----------|--|-------|----|----------|--------------------------|-------|----|----------|---------------------------|-------|----|----------|--|-------|----|----------|--|-------|----|----------|---|-------|----|----------|--------------------------------|-------|----|----------|---|-------|----|----------|-------------------------------------|-------|----|----------|--|-------|----|----------|--------------------------|-------|----|----------|-----------------------------------|-------|----|----------|----------------------|-------|----|
| Code | Description | Image | Code | Description | Kit components | | | | | | | | | | | | | | | | | | | | | | | | | | | | | | | | | | | | | | | | | | | | | | | | | | | | | | | | | | | | | | | | | | | | | | | | | | | | |
| VL1019A | VIBRATION DETERGENT PUMP |  | KVL1208A | US PLUS 2 ROTOR ARMS WASHING SYSTEM KIT | <table border="1"> <thead> <tr> <th>Code</th> <th>Description</th> <th>Qty</th> <th>UOM</th> </tr> </thead> <tbody> <tr> <td>RC1018A0</td> <td>ZINC PLATED D12 ELASTIC CLAMP</td> <td>3.000</td> <td>PC</td> </tr> <tr> <td>RC1019A0</td> <td>D=10 ELASTIC CLAMP</td> <td>2.000</td> <td>PC</td> </tr> <tr> <td>RC1130A0</td> <td>130x2,6 CLAM</td> <td>1.000</td> <td>PC</td> </tr> <tr> <td>RC1131A0</td> <td>200x2,6 BLACK CLAMP</td> <td>3.000</td> <td>PC</td> </tr> <tr> <td>RC1242A0</td> <td>D=10 CLOSED CAP</td> <td>2.000</td> <td>PC</td> </tr> <tr> <td>RC1356A0</td> <td>"STRAIGHT THREADED FEMALE END 8x1/4" BS</td> <td>1.000</td> <td>PC</td> </tr> <tr> <td>TB2821A0</td> <td>EPDM 6X10 L=40MM PIPE</td> <td>6.000</td> <td>PC</td> </tr> <tr> <td>TB2994A0</td> <td>HOOD DETERGENT PIPE</td> <td>1.000</td> <td>PC</td> </tr> <tr> <td>TB3004A0</td> <td>TB2820A L=550mm EPDM BLACK PIPE</td> <td>1.000</td> <td>PC</td> </tr> <tr> <td>TB3005B0</td> <td>TB3132A L=550mm EPDM WHITE-BLUE PIPE</td> <td>1.000</td> <td>PC</td> </tr> <tr> <td>TB3440A0</td> <td>TB3132A L=1050mm EPDM WHITE-BLUE PIPE</td> <td>1.000</td> <td>PC</td> </tr> <tr> <td>VL1019A0</td> <td>VIBRATION DETERGENT PUMP</td> <td>1.000</td> <td>PC</td> </tr> <tr> <td>VL1047A1</td> <td>D6 PIPE HOLDER - D8 J.G. TERMINAL</td> <td>1.000</td> <td>PC</td> </tr> <tr> <td>VL1065A1</td> <td>1/4 MALE N.O. PRESSURE SWITCH</td> <td>1.000</td> <td>PC</td> </tr> <tr> <td>VL1102A1</td> <td>DETERGENT LINE FILTER + BARBED VNR 6 MM</td> <td>1.000</td> <td>PC</td> </tr> <tr> <td>VL1128A1</td> <td>D6 BARBED CHECK VALVE</td> <td>2.000</td> <td>PC</td> </tr> <tr> <td>VL1141A1</td> <td>BB6-BB6 STRAIGHT CONNECTION</td> <td>1.000</td> <td>PC</td> </tr> <tr> <td>VL1166A0</td> <td>BB6-AR6 L FITTING</td> <td>4.000</td> <td>PC</td> </tr> </tbody> </table> | Code | Description | Qty | UOM | RC1018A0 | ZINC PLATED D12 ELASTIC CLAMP | 3.000 | PC | RC1019A0 | D=10 ELASTIC CLAMP | 2.000 | PC | RC1130A0 | 130x2,6 CLAM | 1.000 | PC | RC1131A0 | 200x2,6 BLACK CLAMP | 3.000 | PC | RC1242A0 | D=10 CLOSED CAP | 2.000 | PC | RC1356A0 | "STRAIGHT THREADED FEMALE END 8x1/4" BS | 1.000 | PC | TB2821A0 | EPDM 6X10 L=40MM PIPE | 6.000 | PC | TB2994A0 | HOOD DETERGENT PIPE | 1.000 | PC | TB3004A0 | TB2820A L=550mm EPDM BLACK PIPE | 1.000 | PC | TB3005B0 | TB3132A L=550mm EPDM WHITE-BLUE PIPE | 1.000 | PC | TB3440A0 | TB3132A L=1050mm EPDM WHITE-BLUE PIPE | 1.000 | PC | VL1019A0 | VIBRATION DETERGENT PUMP | 1.000 | PC | VL1047A1 | D6 PIPE HOLDER - D8 J.G. TERMINAL | 1.000 | PC | VL1065A1 | 1/4 MALE N.O. PRESSURE SWITCH | 1.000 | PC | VL1102A1 | DETERGENT LINE FILTER + BARBED VNR 6 MM | 1.000 | PC | VL1128A1 | D6 BARBED CHECK VALVE | 2.000 | PC | VL1141A1 | BB6-BB6 STRAIGHT CONNECTION | 1.000 | PC | VL1166A0 | BB6-AR6 L FITTING | 4.000 | PC |
| | | | | | Code | Description | Qty | UOM | | | | | | | | | | | | | | | | | | | | | | | | | | | | | | | | | | | | | | | | | | | | | | | | | | | | | | | | | | | | | | | | | | | | | | | | | |
| | | | | | RC1018A0 | ZINC PLATED D12 ELASTIC CLAMP | 3.000 | PC | | | | | | | | | | | | | | | | | | | | | | | | | | | | | | | | | | | | | | | | | | | | | | | | | | | | | | | | | | | | | | | | | | | | | | | | | |
| | | | | | RC1019A0 | D=10 ELASTIC CLAMP | 2.000 | PC | | | | | | | | | | | | | | | | | | | | | | | | | | | | | | | | | | | | | | | | | | | | | | | | | | | | | | | | | | | | | | | | | | | | | | | | | |
| | | | | | RC1130A0 | 130x2,6 CLAM | 1.000 | PC | | | | | | | | | | | | | | | | | | | | | | | | | | | | | | | | | | | | | | | | | | | | | | | | | | | | | | | | | | | | | | | | | | | | | | | | | |
| | | | | | RC1131A0 | 200x2,6 BLACK CLAMP | 3.000 | PC | | | | | | | | | | | | | | | | | | | | | | | | | | | | | | | | | | | | | | | | | | | | | | | | | | | | | | | | | | | | | | | | | | | | | | | | | |
| | | | | | RC1242A0 | D=10 CLOSED CAP | 2.000 | PC | | | | | | | | | | | | | | | | | | | | | | | | | | | | | | | | | | | | | | | | | | | | | | | | | | | | | | | | | | | | | | | | | | | | | | | | | |
| | | | | | RC1356A0 | "STRAIGHT THREADED FEMALE END 8x1/4" BS | 1.000 | PC | | | | | | | | | | | | | | | | | | | | | | | | | | | | | | | | | | | | | | | | | | | | | | | | | | | | | | | | | | | | | | | | | | | | | | | | | |
| | | | | | TB2821A0 | EPDM 6X10 L=40MM PIPE | 6.000 | PC | | | | | | | | | | | | | | | | | | | | | | | | | | | | | | | | | | | | | | | | | | | | | | | | | | | | | | | | | | | | | | | | | | | | | | | | | |
| | | | | | TB2994A0 | HOOD DETERGENT PIPE | 1.000 | PC | | | | | | | | | | | | | | | | | | | | | | | | | | | | | | | | | | | | | | | | | | | | | | | | | | | | | | | | | | | | | | | | | | | | | | | | | |
| | | | | | TB3004A0 | TB2820A L=550mm EPDM BLACK PIPE | 1.000 | PC | | | | | | | | | | | | | | | | | | | | | | | | | | | | | | | | | | | | | | | | | | | | | | | | | | | | | | | | | | | | | | | | | | | | | | | | | |
| | | | | | TB3005B0 | TB3132A L=550mm EPDM WHITE-BLUE PIPE | 1.000 | PC | | | | | | | | | | | | | | | | | | | | | | | | | | | | | | | | | | | | | | | | | | | | | | | | | | | | | | | | | | | | | | | | | | | | | | | | | |
| | | | | | TB3440A0 | TB3132A L=1050mm EPDM WHITE-BLUE PIPE | 1.000 | PC | | | | | | | | | | | | | | | | | | | | | | | | | | | | | | | | | | | | | | | | | | | | | | | | | | | | | | | | | | | | | | | | | | | | | | | | | |
| | | | | | VL1019A0 | VIBRATION DETERGENT PUMP | 1.000 | PC | | | | | | | | | | | | | | | | | | | | | | | | | | | | | | | | | | | | | | | | | | | | | | | | | | | | | | | | | | | | | | | | | | | | | | | | | |
| | | | | | VL1047A1 | D6 PIPE HOLDER - D8 J.G. TERMINAL | 1.000 | PC | | | | | | | | | | | | | | | | | | | | | | | | | | | | | | | | | | | | | | | | | | | | | | | | | | | | | | | | | | | | | | | | | | | | | | | | | |
| | | | | | VL1065A1 | 1/4 MALE N.O. PRESSURE SWITCH | 1.000 | PC | | | | | | | | | | | | | | | | | | | | | | | | | | | | | | | | | | | | | | | | | | | | | | | | | | | | | | | | | | | | | | | | | | | | | | | | | |
| | | | | | VL1102A1 | DETERGENT LINE FILTER + BARBED VNR 6 MM | 1.000 | PC | | | | | | | | | | | | | | | | | | | | | | | | | | | | | | | | | | | | | | | | | | | | | | | | | | | | | | | | | | | | | | | | | | | | | | | | | |
| | | | | | VL1128A1 | D6 BARBED CHECK VALVE | 2.000 | PC | | | | | | | | | | | | | | | | | | | | | | | | | | | | | | | | | | | | | | | | | | | | | | | | | | | | | | | | | | | | | | | | | | | | | | | | | |
| | | | | | VL1141A1 | BB6-BB6 STRAIGHT CONNECTION | 1.000 | PC | | | | | | | | | | | | | | | | | | | | | | | | | | | | | | | | | | | | | | | | | | | | | | | | | | | | | | | | | | | | | | | | | | | | | | | | | |
| | | | | | VL1166A0 | BB6-AR6 L FITTING | 4.000 | PC | | | | | | | | | | | | | | | | | | | | | | | | | | | | | | | | | | | | | | | | | | | | | | | | | | | | | | | | | | | | | | | | | | | | | | | | | |





| COMPONENT | | | SPARE PART | | | | | | | | | | | | | | | | | | | | | | | | | | | | | | | | | | | | | | | | | | | | | | | |
|-----------|---|---|------------|---|---|------|-------------|--|-------|----------|----------------------------------|---|-------|----------|---------------------------------------|-----------------------------|-------|----------|---|-------------------------------------|-------|----------|--------------------------------------|-----------------------|--------|----------|--|--------------|-------|----------|--|------------------------|-------|----|----------|--------------------|-------|----|----------|--|-------|----|----------|--------------------------|-------|----|----------|--|-------|----|
| Code | Description | Image | Code | Description | Kit components | | | | | | | | | | | | | | | | | | | | | | | | | | | | | | | | | | | | | | | | | | | | | |
| VL1019A | VIBRATION DETERGENT PUMP |  | KVL1208A | US PLUS 2 ROTOR ARMS WASHING SYSTEM KIT | <table border="1"> <thead> <tr> <th>Code</th> <th>Description</th> <th>Qty</th> <th>UOM</th> </tr> </thead> <tbody> <tr> <td>VL1174C0</td> <td>D1.2 MM CALIBRATED D1.2 MM</td> <td>1.000</td> <td>PC</td> </tr> <tr> <td>VL1186A0</td> <td>3 WAYS PLUS WASHING DISTRIBUTOR</td> <td>1.000</td> <td>PC</td> </tr> <tr> <td>VL1190A0</td> <td>PLUS WASHING SYSTEM INLET DISTRIBUTOR</td> <td>1.000</td> <td>PC</td> </tr> <tr> <td>VL1214A0</td> <td>BAYONET - 6mm BARBED NRV VALVE</td> <td>1.000</td> <td>PC</td> </tr> <tr> <td>VM1605A0</td> <td>CLIP TWIST LOCK DIAM. 10,2-12,7 MM</td> <td>3.000</td> <td>PC</td> </tr> <tr> <td>VM2172A0</td> <td>LOCKING CLIP FOR PUMP WITH CIRCUIT</td> <td>5.000</td> <td>PC</td> </tr> </tbody> </table> | Code | Description | Qty | UOM | VL1174C0 | D1.2 MM CALIBRATED D1.2 MM | 1.000 | PC | VL1186A0 | 3 WAYS PLUS WASHING DISTRIBUTOR | 1.000 | PC | VL1190A0 | PLUS WASHING SYSTEM INLET DISTRIBUTOR | 1.000 | PC | VL1214A0 | BAYONET - 6mm BARBED NRV VALVE | 1.000 | PC | VM1605A0 | CLIP TWIST LOCK DIAM. 10,2-12,7 MM | 3.000 | PC | VM2172A0 | LOCKING CLIP FOR PUMP WITH CIRCUIT | 5.000 | PC | | | | | | | | | | | | | | | | | |
| | | | Code | Description | Qty | UOM | | | | | | | | | | | | | | | | | | | | | | | | | | | | | | | | | | | | | | | | | | | | |
| VL1174C0 | D1.2 MM CALIBRATED D1.2 MM | 1.000 | PC | | | | | | | | | | | | | | | | | | | | | | | | | | | | | | | | | | | | | | | | | | | | | | | |
| VL1186A0 | 3 WAYS PLUS WASHING DISTRIBUTOR | 1.000 | PC | | | | | | | | | | | | | | | | | | | | | | | | | | | | | | | | | | | | | | | | | | | | | | | |
| VL1190A0 | PLUS WASHING SYSTEM INLET DISTRIBUTOR | 1.000 | PC | | | | | | | | | | | | | | | | | | | | | | | | | | | | | | | | | | | | | | | | | | | | | | | |
| VL1214A0 | BAYONET - 6mm BARBED NRV VALVE | 1.000 | PC | | | | | | | | | | | | | | | | | | | | | | | | | | | | | | | | | | | | | | | | | | | | | | | |
| VM1605A0 | CLIP TWIST LOCK DIAM. 10,2-12,7 MM | 3.000 | PC | | | | | | | | | | | | | | | | | | | | | | | | | | | | | | | | | | | | | | | | | | | | | | | |
| VM2172A0 | LOCKING CLIP FOR PUMP WITH CIRCUIT | 5.000 | PC | | | | | | | | | | | | | | | | | | | | | | | | | | | | | | | | | | | | | | | | | | | | | | | |
| KVL1207A | US PLUS 1 ROTOR ARM WASHING SYSTEM KIT | <table border="1"> <thead> <tr> <th>Code</th> <th>Description</th> <th>Qty</th> <th>UOM</th> </tr> </thead> <tbody> <tr> <td>0H2354A1</td> <td>XEVC-XEVL PLUS WASHING CIRCUIT PLAT</td> <td>1.000</td> <td>PC</td> </tr> <tr> <td>EL1450A0</td> <td>US SELF-CLEANIN G WATER SOLENOID</td> <td>3.000</td> <td>PC</td> </tr> <tr> <td>GN1526A0</td> <td>INT. D.=6.9 TH=1.8 O-RIN</td> <td>7.000</td> <td>PC</td> </tr> <tr> <td>RC1018A0</td> <td>ZINC PLATED D12 ELASTIC CLAMP</td> <td>2.000</td> <td>PC</td> </tr> <tr> <td>RC1019A0</td> <td>D=10 ELASTIC CLAMP</td> <td>14.000</td> <td>PC</td> </tr> <tr> <td>RC1130A0</td> <td>130x2,6 CLAM</td> <td>1.000</td> <td>PC</td> </tr> <tr> <td>RC1131A0</td> <td>200x2,6 BLACK CLAMP</td> <td>2.000</td> <td>PC</td> </tr> <tr> <td>RC1242A0</td> <td>D=10 CLOSED CAP</td> <td>2.000</td> <td>PC</td> </tr> <tr> <td>RC1356A0</td> <td>"STRAIGHT THREADED FEMALE END 8x1/4" BS</td> <td>1.000</td> <td>PC</td> </tr> <tr> <td>TB2821A0</td> <td>EPDM 6X10 L=40MM PIPE</td> <td>6.000</td> <td>PC</td> </tr> <tr> <td>TB3004A0</td> <td>TB2820A L=550mm EPDM BLACK PIPE</td> <td>1.000</td> <td>PC</td> </tr> </tbody> </table> | Code | Description | Qty | UOM | 0H2354A1 | XEVC-XEVL PLUS WASHING CIRCUIT PLAT | 1.000 | PC | EL1450A0 | US SELF-CLEANIN G WATER SOLENOID | 3.000 | PC | GN1526A0 | INT. D.=6.9 TH=1.8 O-RIN | 7.000 | PC | RC1018A0 | ZINC PLATED D12 ELASTIC CLAMP | 2.000 | PC | RC1019A0 | D=10 ELASTIC CLAMP | 14.000 | PC | RC1130A0 | 130x2,6 CLAM | 1.000 | PC | RC1131A0 | 200x2,6 BLACK CLAMP | 2.000 | PC | RC1242A0 | D=10 CLOSED CAP | 2.000 | PC | RC1356A0 | "STRAIGHT THREADED FEMALE END 8x1/4" BS | 1.000 | PC | TB2821A0 | EPDM 6X10 L=40MM PIPE | 6.000 | PC | TB3004A0 | TB2820A L=550mm EPDM BLACK PIPE | 1.000 | PC |
| Code | Description | Qty | UOM | | | | | | | | | | | | | | | | | | | | | | | | | | | | | | | | | | | | | | | | | | | | | | | |
| 0H2354A1 | XEVC-XEVL PLUS WASHING CIRCUIT PLAT | 1.000 | PC | | | | | | | | | | | | | | | | | | | | | | | | | | | | | | | | | | | | | | | | | | | | | | | |
| EL1450A0 | US SELF-CLEANIN G WATER SOLENOID | 3.000 | PC | | | | | | | | | | | | | | | | | | | | | | | | | | | | | | | | | | | | | | | | | | | | | | | |
| GN1526A0 | INT. D.=6.9 TH=1.8 O-RIN | 7.000 | PC | | | | | | | | | | | | | | | | | | | | | | | | | | | | | | | | | | | | | | | | | | | | | | | |
| RC1018A0 | ZINC PLATED D12 ELASTIC CLAMP | 2.000 | PC | | | | | | | | | | | | | | | | | | | | | | | | | | | | | | | | | | | | | | | | | | | | | | | |
| RC1019A0 | D=10 ELASTIC CLAMP | 14.000 | PC | | | | | | | | | | | | | | | | | | | | | | | | | | | | | | | | | | | | | | | | | | | | | | | |
| RC1130A0 | 130x2,6 CLAM | 1.000 | PC | | | | | | | | | | | | | | | | | | | | | | | | | | | | | | | | | | | | | | | | | | | | | | | |
| RC1131A0 | 200x2,6 BLACK CLAMP | 2.000 | PC | | | | | | | | | | | | | | | | | | | | | | | | | | | | | | | | | | | | | | | | | | | | | | | |
| RC1242A0 | D=10 CLOSED CAP | 2.000 | PC | | | | | | | | | | | | | | | | | | | | | | | | | | | | | | | | | | | | | | | | | | | | | | | |
| RC1356A0 | "STRAIGHT THREADED FEMALE END 8x1/4" BS | 1.000 | PC | | | | | | | | | | | | | | | | | | | | | | | | | | | | | | | | | | | | | | | | | | | | | | | |
| TB2821A0 | EPDM 6X10 L=40MM PIPE | 6.000 | PC | | | | | | | | | | | | | | | | | | | | | | | | | | | | | | | | | | | | | | | | | | | | | | | |
| TB3004A0 | TB2820A L=550mm EPDM BLACK PIPE | 1.000 | PC | | | | | | | | | | | | | | | | | | | | | | | | | | | | | | | | | | | | | | | | | | | | | | | |




| COMPONENT | | | SPARE PART | | | | | | | | | | | | | | | | | | | | | | | | | | | | | | | | | | | | | | | | | | | | | | | | | | | | | | | | | | | | | | | | | | | | | | | | | | | | | | | | | |
|-----------|---|---|------------|--|--|------|-------------|-----|-----|----------|--|-------|----|----------|---|-------|----|----------|----------|-------|----|----------|--------------------------------|-------|----|----------|---|-------|----|----------|-------------------------------------|-------|----|----------|--|-------|----|----------|--------------------------|-------|----|----------|----------------------|-------|----|----------|----------------------------------|-------|----|----------|---------------------------------------|-------|----|----------|---|-------|----|----------|--------------------------------------|-------|----|----------|--|-------|----|----------|--|-------|----|----------|--------------------------------------|---|------|-------------|-----|-----|----------|----------------------------|-------|----|----------|---------------------------------|-------|----|
| Code | Description | Image | Code | Description | Kit components | | | | | | | | | | | | | | | | | | | | | | | | | | | | | | | | | | | | | | | | | | | | | | | | | | | | | | | | | | | | | | | | | | | | | | | | | | | | | | | |
| VL1019A | VIBRATION DETERGENT PUMP |  | KVL1207A | US PLUS 1 ROTOR ARM WASHING SYSTEM KIT | <table border="1"> <thead> <tr> <th>Code</th> <th>Description</th> <th>Qty</th> <th>UOM</th> </tr> </thead> <tbody> <tr> <td>TB3005B0</td> <td>TB3132A L=550mm EPDM WHITE-BLUE PIPE</td> <td>1.000</td> <td>PC</td> </tr> <tr> <td>TB3225B0</td> <td>TB2820A-TAN K-WASHYNG SYS CONNECTION</td> <td>1.000</td> <td>PC</td> </tr> <tr> <td>TB3252A0</td> <td>TB3252A0</td> <td>1.000</td> <td>PC</td> </tr> <tr> <td>VL1019A0</td> <td>VIBRATION DETERGENT PUMP</td> <td>1.000</td> <td>PC</td> </tr> <tr> <td>VL1047A1</td> <td>D6 PIPE HOLDER - D8 J.G. TERMINAL</td> <td>1.000</td> <td>PC</td> </tr> <tr> <td>VL1065A1</td> <td>1/4 MALE N.O. PRESSURE SWITCH</td> <td>1.000</td> <td>PC</td> </tr> <tr> <td>VL1102A1</td> <td>DETERGENT LINE FILTER + BARBED VNR 6 MM</td> <td>1.000</td> <td>PC</td> </tr> <tr> <td>VL1128A1</td> <td>D6 BARBED CHECK VALVE</td> <td>2.000</td> <td>PC</td> </tr> <tr> <td>VL1166A0</td> <td>BB6-AR6 L FITTING</td> <td>3.000</td> <td>PC</td> </tr> <tr> <td>VL1174C0</td> <td>D1.2 MM CALIBRATED D1.2 MM</td> <td>1.000</td> <td>PC</td> </tr> <tr> <td>VL1185A0</td> <td>2 WAYS PLUS WASHING DISTRIBUTOR</td> <td>1.000</td> <td>PC</td> </tr> <tr> <td>VL1190A0</td> <td>PLUS WASHING SYSTEM INLET DISTRIBUTOR</td> <td>1.000</td> <td>PC</td> </tr> <tr> <td>VL1214A0</td> <td>BAYONET - 6mm BARBED NRV VALVE</td> <td>1.000</td> <td>PC</td> </tr> <tr> <td>VM1605A0</td> <td>CLIP TWIST LOCK DIAM. 10,2-12,7 MM</td> <td>3.000</td> <td>PC</td> </tr> <tr> <td>VM2172A0</td> <td>LOCKING CLIP FOR PUMP WITH CIRCUIT</td> <td>3.000</td> <td>PC</td> </tr> </tbody> </table> | Code | Description | Qty | UOM | TB3005B0 | TB3132A L=550mm EPDM WHITE-BLUE PIPE | 1.000 | PC | TB3225B0 | TB2820A-TAN K-WASHYNG SYS CONNECTION | 1.000 | PC | TB3252A0 | TB3252A0 | 1.000 | PC | VL1019A0 | VIBRATION DETERGENT PUMP | 1.000 | PC | VL1047A1 | D6 PIPE HOLDER - D8 J.G. TERMINAL | 1.000 | PC | VL1065A1 | 1/4 MALE N.O. PRESSURE SWITCH | 1.000 | PC | VL1102A1 | DETERGENT LINE FILTER + BARBED VNR 6 MM | 1.000 | PC | VL1128A1 | D6 BARBED CHECK VALVE | 2.000 | PC | VL1166A0 | BB6-AR6 L FITTING | 3.000 | PC | VL1174C0 | D1.2 MM CALIBRATED D1.2 MM | 1.000 | PC | VL1185A0 | 2 WAYS PLUS WASHING DISTRIBUTOR | 1.000 | PC | VL1190A0 | PLUS WASHING SYSTEM INLET DISTRIBUTOR | 1.000 | PC | VL1214A0 | BAYONET - 6mm BARBED NRV VALVE | 1.000 | PC | VM1605A0 | CLIP TWIST LOCK DIAM. 10,2-12,7 MM | 3.000 | PC | VM2172A0 | LOCKING CLIP FOR PUMP WITH CIRCUIT | 3.000 | PC | KVL1198A | MM EU HOOD CLEANING SYSTEM KIT | <table border="1"> <thead> <tr> <th>Code</th> <th>Description</th> <th>Qty</th> <th>UOM</th> </tr> </thead> <tbody> <tr> <td>0H2213A1</td> <td>HOOD WATER CIRCUIT PLAT</td> <td>1.000</td> <td>PC</td> </tr> <tr> <td>EL1440A0</td> <td>WATER SELF CLEANING VALVE</td> <td>2.000</td> <td>PC</td> </tr> </tbody> </table> | Code | Description | Qty | UOM | 0H2213A1 | HOOD WATER CIRCUIT PLAT | 1.000 | PC | EL1440A0 | WATER SELF CLEANING VALVE | 2.000 | PC |
| | | | Code | Description | Qty | UOM | | | | | | | | | | | | | | | | | | | | | | | | | | | | | | | | | | | | | | | | | | | | | | | | | | | | | | | | | | | | | | | | | | | | | | | | | | | | | | |
| TB3005B0 | TB3132A L=550mm EPDM WHITE-BLUE PIPE | 1.000 | PC | | | | | | | | | | | | | | | | | | | | | | | | | | | | | | | | | | | | | | | | | | | | | | | | | | | | | | | | | | | | | | | | | | | | | | | | | | | | | | | | | |
| TB3225B0 | TB2820A-TAN K-WASHYNG SYS CONNECTION | 1.000 | PC | | | | | | | | | | | | | | | | | | | | | | | | | | | | | | | | | | | | | | | | | | | | | | | | | | | | | | | | | | | | | | | | | | | | | | | | | | | | | | | | | |
| TB3252A0 | TB3252A0 | 1.000 | PC | | | | | | | | | | | | | | | | | | | | | | | | | | | | | | | | | | | | | | | | | | | | | | | | | | | | | | | | | | | | | | | | | | | | | | | | | | | | | | | | | |
| VL1019A0 | VIBRATION DETERGENT PUMP | 1.000 | PC | | | | | | | | | | | | | | | | | | | | | | | | | | | | | | | | | | | | | | | | | | | | | | | | | | | | | | | | | | | | | | | | | | | | | | | | | | | | | | | | | |
| VL1047A1 | D6 PIPE HOLDER - D8 J.G. TERMINAL | 1.000 | PC | | | | | | | | | | | | | | | | | | | | | | | | | | | | | | | | | | | | | | | | | | | | | | | | | | | | | | | | | | | | | | | | | | | | | | | | | | | | | | | | | |
| VL1065A1 | 1/4 MALE N.O. PRESSURE SWITCH | 1.000 | PC | | | | | | | | | | | | | | | | | | | | | | | | | | | | | | | | | | | | | | | | | | | | | | | | | | | | | | | | | | | | | | | | | | | | | | | | | | | | | | | | | |
| VL1102A1 | DETERGENT LINE FILTER + BARBED VNR 6 MM | 1.000 | PC | | | | | | | | | | | | | | | | | | | | | | | | | | | | | | | | | | | | | | | | | | | | | | | | | | | | | | | | | | | | | | | | | | | | | | | | | | | | | | | | | |
| VL1128A1 | D6 BARBED CHECK VALVE | 2.000 | PC | | | | | | | | | | | | | | | | | | | | | | | | | | | | | | | | | | | | | | | | | | | | | | | | | | | | | | | | | | | | | | | | | | | | | | | | | | | | | | | | | |
| VL1166A0 | BB6-AR6 L FITTING | 3.000 | PC | | | | | | | | | | | | | | | | | | | | | | | | | | | | | | | | | | | | | | | | | | | | | | | | | | | | | | | | | | | | | | | | | | | | | | | | | | | | | | | | | |
| VL1174C0 | D1.2 MM CALIBRATED D1.2 MM | 1.000 | PC | | | | | | | | | | | | | | | | | | | | | | | | | | | | | | | | | | | | | | | | | | | | | | | | | | | | | | | | | | | | | | | | | | | | | | | | | | | | | | | | | |
| VL1185A0 | 2 WAYS PLUS WASHING DISTRIBUTOR | 1.000 | PC | | | | | | | | | | | | | | | | | | | | | | | | | | | | | | | | | | | | | | | | | | | | | | | | | | | | | | | | | | | | | | | | | | | | | | | | | | | | | | | | | |
| VL1190A0 | PLUS WASHING SYSTEM INLET DISTRIBUTOR | 1.000 | PC | | | | | | | | | | | | | | | | | | | | | | | | | | | | | | | | | | | | | | | | | | | | | | | | | | | | | | | | | | | | | | | | | | | | | | | | | | | | | | | | | |
| VL1214A0 | BAYONET - 6mm BARBED NRV VALVE | 1.000 | PC | | | | | | | | | | | | | | | | | | | | | | | | | | | | | | | | | | | | | | | | | | | | | | | | | | | | | | | | | | | | | | | | | | | | | | | | | | | | | | | | | |
| VM1605A0 | CLIP TWIST LOCK DIAM. 10,2-12,7 MM | 3.000 | PC | | | | | | | | | | | | | | | | | | | | | | | | | | | | | | | | | | | | | | | | | | | | | | | | | | | | | | | | | | | | | | | | | | | | | | | | | | | | | | | | | |
| VM2172A0 | LOCKING CLIP FOR PUMP WITH CIRCUIT | 3.000 | PC | | | | | | | | | | | | | | | | | | | | | | | | | | | | | | | | | | | | | | | | | | | | | | | | | | | | | | | | | | | | | | | | | | | | | | | | | | | | | | | | | |
| Code | Description | Qty | UOM | | | | | | | | | | | | | | | | | | | | | | | | | | | | | | | | | | | | | | | | | | | | | | | | | | | | | | | | | | | | | | | | | | | | | | | | | | | | | | | | | |
| 0H2213A1 | HOOD WATER CIRCUIT PLAT | 1.000 | PC | | | | | | | | | | | | | | | | | | | | | | | | | | | | | | | | | | | | | | | | | | | | | | | | | | | | | | | | | | | | | | | | | | | | | | | | | | | | | | | | | |
| EL1440A0 | WATER SELF CLEANING VALVE | 2.000 | PC | | | | | | | | | | | | | | | | | | | | | | | | | | | | | | | | | | | | | | | | | | | | | | | | | | | | | | | | | | | | | | | | | | | | | | | | | | | | | | | | | |




| COMPONENT | | | SPARE PART | | | | | | | | | | | | | | | | | | | | | | | | | | | | | | | | | | | | | | | | | | | | | | | | | | | | | | | | | | | | | | | | | | | | | | | | | | | | | | | | | | | | | | |
|-----------|--|---|------------|--------------------------------------|--|------|-------------|-----|-----|----------|-----------------------------|-------|----|----------|-------------------------------------|-------|----|----------|-----------------------|--------|----|----------|------------------------|-------|----|----------|--------------------|-------|----|----------|--------------------------|-------|----|----------|---------------------------|-------|----|----------|----------|-------|----|----------|--------------------------------------|-------|----|----------|--------------------------------|-------|----|----------|---|-------|----|----------|--|-------|----|----------|--|-------|----|----------|-----------------------------------|-------|----|----------|--------------------------|-------|----|----------|--------------------------------|-------|----|----------|----------------------|-------|----|----------|----------------------------------|-------|----|----------|--|-------|----|----------|--------------------------------------|-------|----|
| Code | Description | Image | Code | Description | Kit components | | | | | | | | | | | | | | | | | | | | | | | | | | | | | | | | | | | | | | | | | | | | | | | | | | | | | | | | | | | | | | | | | | | | | | | | | | | | | | | | | | | | |
| VL1019A | VIBRATION DETERGENT PUMP |  | KVL1198A | MM EU HOOD CLEANING SYSTEM KIT | <table border="1"> <thead> <tr> <th>Code</th> <th>Description</th> <th>Qty</th> <th>UOM</th> </tr> </thead> <tbody> <tr> <td>GN1526A0</td> <td>INT. D.=6.9 TH=1.8 O-RIN</td> <td>5.000</td> <td>PC</td> </tr> <tr> <td>RC1018A0</td> <td>ZINC PLATED D12 ELASTIC CLAMP</td> <td>4.000</td> <td>PC</td> </tr> <tr> <td>RC1019A0</td> <td>D=10 ELASTIC CLAMP</td> <td>16.000</td> <td>PC</td> </tr> <tr> <td>RC1131A0</td> <td>200x2.6 BLACK CLAMP</td> <td>1.000</td> <td>PC</td> </tr> <tr> <td>RC1242A0</td> <td>D=10 CLOSED CAP</td> <td>2.000</td> <td>PC</td> </tr> <tr> <td>TB2821A0</td> <td>EPDM 6X10 L=40MM PIPE</td> <td>6.000</td> <td>PC</td> </tr> <tr> <td>TB2994A0</td> <td>HOOD DETERGENT PIPE</td> <td>2.000</td> <td>PC</td> </tr> <tr> <td>TB3252A0</td> <td>TB3252A0</td> <td>2.000</td> <td>PC</td> </tr> <tr> <td>VI1220A1</td> <td>4,2x12 TCB SELF-TAPPIN G SCREW</td> <td>3.000</td> <td>PC</td> </tr> <tr> <td>VL1019A0</td> <td>VIBRATION DETERGENT PUMP</td> <td>1.000</td> <td>PC</td> </tr> <tr> <td>VL1047A1</td> <td>D6 PIPE HOLDER - D8 J.G. TERMINAL</td> <td>2.000</td> <td>PC</td> </tr> <tr> <td>VL1054B0</td> <td>ONE WASHING SYS INLET DISTRIBUTOR</td> <td>1.000</td> <td>PC</td> </tr> <tr> <td>VL1102A1</td> <td>DETERGENT LINE FILTER + BARBED VNR 6 MM</td> <td>1.000</td> <td>PC</td> </tr> <tr> <td>VL1127A1</td> <td>6mm BARBED T-SHAPED FITTING</td> <td>1.000</td> <td>PC</td> </tr> <tr> <td>VL1128A1</td> <td>D6 BARBED CHECK VALVE</td> <td>2.000</td> <td>PC</td> </tr> <tr> <td>VL1165A0</td> <td>BAM-BB6 STRAIGHT FITTING</td> <td>1.000</td> <td>PC</td> </tr> <tr> <td>VL1166A0</td> <td>BB6-AR6 L FITTING</td> <td>2.000</td> <td>PC</td> </tr> <tr> <td>VL1174C0</td> <td>D1.2 MM CALIBRATED D1.2 MM</td> <td>1.000</td> <td>PC</td> </tr> <tr> <td>VL1191A0</td> <td>ONE WASHING DISTRIBUTOR OUTLETS KIT</td> <td>1.000</td> <td>PC</td> </tr> <tr> <td>VL1214A0</td> <td>BAYONET - 6mm BARBED NRV VALVE</td> <td>1.000</td> <td>PC</td> </tr> </tbody> </table> | Code | Description | Qty | UOM | GN1526A0 | INT. D.=6.9 TH=1.8 O-RIN | 5.000 | PC | RC1018A0 | ZINC PLATED D12 ELASTIC CLAMP | 4.000 | PC | RC1019A0 | D=10 ELASTIC CLAMP | 16.000 | PC | RC1131A0 | 200x2.6 BLACK CLAMP | 1.000 | PC | RC1242A0 | D=10 CLOSED CAP | 2.000 | PC | TB2821A0 | EPDM 6X10 L=40MM PIPE | 6.000 | PC | TB2994A0 | HOOD DETERGENT PIPE | 2.000 | PC | TB3252A0 | TB3252A0 | 2.000 | PC | VI1220A1 | 4,2x12 TCB SELF-TAPPIN G SCREW | 3.000 | PC | VL1019A0 | VIBRATION DETERGENT PUMP | 1.000 | PC | VL1047A1 | D6 PIPE HOLDER - D8 J.G. TERMINAL | 2.000 | PC | VL1054B0 | ONE WASHING SYS INLET DISTRIBUTOR | 1.000 | PC | VL1102A1 | DETERGENT LINE FILTER + BARBED VNR 6 MM | 1.000 | PC | VL1127A1 | 6mm BARBED T-SHAPED FITTING | 1.000 | PC | VL1128A1 | D6 BARBED CHECK VALVE | 2.000 | PC | VL1165A0 | BAM-BB6 STRAIGHT FITTING | 1.000 | PC | VL1166A0 | BB6-AR6 L FITTING | 2.000 | PC | VL1174C0 | D1.2 MM CALIBRATED D1.2 MM | 1.000 | PC | VL1191A0 | ONE WASHING DISTRIBUTOR OUTLETS KIT | 1.000 | PC | VL1214A0 | BAYONET - 6mm BARBED NRV VALVE | 1.000 | PC |
| Code | Description | Qty | UOM | | | | | | | | | | | | | | | | | | | | | | | | | | | | | | | | | | | | | | | | | | | | | | | | | | | | | | | | | | | | | | | | | | | | | | | | | | | | | | | | | | | | | | |
| GN1526A0 | INT. D.=6.9 TH=1.8 O-RIN | 5.000 | PC | | | | | | | | | | | | | | | | | | | | | | | | | | | | | | | | | | | | | | | | | | | | | | | | | | | | | | | | | | | | | | | | | | | | | | | | | | | | | | | | | | | | | | |
| RC1018A0 | ZINC PLATED D12 ELASTIC CLAMP | 4.000 | PC | | | | | | | | | | | | | | | | | | | | | | | | | | | | | | | | | | | | | | | | | | | | | | | | | | | | | | | | | | | | | | | | | | | | | | | | | | | | | | | | | | | | | | |
| RC1019A0 | D=10 ELASTIC CLAMP | 16.000 | PC | | | | | | | | | | | | | | | | | | | | | | | | | | | | | | | | | | | | | | | | | | | | | | | | | | | | | | | | | | | | | | | | | | | | | | | | | | | | | | | | | | | | | | |
| RC1131A0 | 200x2.6 BLACK CLAMP | 1.000 | PC | | | | | | | | | | | | | | | | | | | | | | | | | | | | | | | | | | | | | | | | | | | | | | | | | | | | | | | | | | | | | | | | | | | | | | | | | | | | | | | | | | | | | | |
| RC1242A0 | D=10 CLOSED CAP | 2.000 | PC | | | | | | | | | | | | | | | | | | | | | | | | | | | | | | | | | | | | | | | | | | | | | | | | | | | | | | | | | | | | | | | | | | | | | | | | | | | | | | | | | | | | | | |
| TB2821A0 | EPDM 6X10 L=40MM PIPE | 6.000 | PC | | | | | | | | | | | | | | | | | | | | | | | | | | | | | | | | | | | | | | | | | | | | | | | | | | | | | | | | | | | | | | | | | | | | | | | | | | | | | | | | | | | | | | |
| TB2994A0 | HOOD DETERGENT PIPE | 2.000 | PC | | | | | | | | | | | | | | | | | | | | | | | | | | | | | | | | | | | | | | | | | | | | | | | | | | | | | | | | | | | | | | | | | | | | | | | | | | | | | | | | | | | | | | |
| TB3252A0 | TB3252A0 | 2.000 | PC | | | | | | | | | | | | | | | | | | | | | | | | | | | | | | | | | | | | | | | | | | | | | | | | | | | | | | | | | | | | | | | | | | | | | | | | | | | | | | | | | | | | | | |
| VI1220A1 | 4,2x12 TCB SELF-TAPPIN G SCREW | 3.000 | PC | | | | | | | | | | | | | | | | | | | | | | | | | | | | | | | | | | | | | | | | | | | | | | | | | | | | | | | | | | | | | | | | | | | | | | | | | | | | | | | | | | | | | | |
| VL1019A0 | VIBRATION DETERGENT PUMP | 1.000 | PC | | | | | | | | | | | | | | | | | | | | | | | | | | | | | | | | | | | | | | | | | | | | | | | | | | | | | | | | | | | | | | | | | | | | | | | | | | | | | | | | | | | | | | |
| VL1047A1 | D6 PIPE HOLDER - D8 J.G. TERMINAL | 2.000 | PC | | | | | | | | | | | | | | | | | | | | | | | | | | | | | | | | | | | | | | | | | | | | | | | | | | | | | | | | | | | | | | | | | | | | | | | | | | | | | | | | | | | | | | |
| VL1054B0 | ONE WASHING SYS INLET DISTRIBUTOR | 1.000 | PC | | | | | | | | | | | | | | | | | | | | | | | | | | | | | | | | | | | | | | | | | | | | | | | | | | | | | | | | | | | | | | | | | | | | | | | | | | | | | | | | | | | | | | |
| VL1102A1 | DETERGENT LINE FILTER + BARBED VNR 6 MM | 1.000 | PC | | | | | | | | | | | | | | | | | | | | | | | | | | | | | | | | | | | | | | | | | | | | | | | | | | | | | | | | | | | | | | | | | | | | | | | | | | | | | | | | | | | | | | |
| VL1127A1 | 6mm BARBED T-SHAPED FITTING | 1.000 | PC | | | | | | | | | | | | | | | | | | | | | | | | | | | | | | | | | | | | | | | | | | | | | | | | | | | | | | | | | | | | | | | | | | | | | | | | | | | | | | | | | | | | | | |
| VL1128A1 | D6 BARBED CHECK VALVE | 2.000 | PC | | | | | | | | | | | | | | | | | | | | | | | | | | | | | | | | | | | | | | | | | | | | | | | | | | | | | | | | | | | | | | | | | | | | | | | | | | | | | | | | | | | | | | |
| VL1165A0 | BAM-BB6 STRAIGHT FITTING | 1.000 | PC | | | | | | | | | | | | | | | | | | | | | | | | | | | | | | | | | | | | | | | | | | | | | | | | | | | | | | | | | | | | | | | | | | | | | | | | | | | | | | | | | | | | | | |
| VL1166A0 | BB6-AR6 L FITTING | 2.000 | PC | | | | | | | | | | | | | | | | | | | | | | | | | | | | | | | | | | | | | | | | | | | | | | | | | | | | | | | | | | | | | | | | | | | | | | | | | | | | | | | | | | | | | | |
| VL1174C0 | D1.2 MM CALIBRATED D1.2 MM | 1.000 | PC | | | | | | | | | | | | | | | | | | | | | | | | | | | | | | | | | | | | | | | | | | | | | | | | | | | | | | | | | | | | | | | | | | | | | | | | | | | | | | | | | | | | | | |
| VL1191A0 | ONE WASHING DISTRIBUTOR OUTLETS KIT | 1.000 | PC | | | | | | | | | | | | | | | | | | | | | | | | | | | | | | | | | | | | | | | | | | | | | | | | | | | | | | | | | | | | | | | | | | | | | | | | | | | | | | | | | | | | | | |
| VL1214A0 | BAYONET - 6mm BARBED NRV VALVE | 1.000 | PC | | | | | | | | | | | | | | | | | | | | | | | | | | | | | | | | | | | | | | | | | | | | | | | | | | | | | | | | | | | | | | | | | | | | | | | | | | | | | | | | | | | | | | |


| COMPONENT | | | SPARE PART | | | | | | | | | | | | | | | | | | | | | | | | | | | | | | | | | | | | | | | | | | | | | | | | | | | | | | | | | | | | | | | | | | | | | | | | | | | | | | | | |
|-----------|---|--|------------|--------------------------------------|---|-----|------|-------------|--|-------|----------|--|---------------------------------|-------|----------|--|-----------------------------|-------|----|----------|-------------------------------------|--------|----|----------|-----------------------|--------|----|----------|--------------|-------|----|----------|------------------------|-------|----|----------|--------------------|-------|----|----------|--|-------|----|----------|--|-------|----|----------|--|-------|----|----------|--------------------------|-------|----|----------|--|-------|----|----------|--|-------|----|----------|--|-------|----|----------|---|-------|----|----------|--------------------------------|-------|----|----------|---|-------|----|----------|-------------------------------------|-------|----|
| Code | Description | Image | Code | Description | Kit components | | | | | | | | | | | | | | | | | | | | | | | | | | | | | | | | | | | | | | | | | | | | | | | | | | | | | | | | | | | | | | | | | | | | | | | | | | | | | | |
| VL1019A | VIBRATION DETERGENT PUMP |  | KVL1198A | MM EU HOOD CLEANING SYSTEM KIT | <table border="1"> <thead> <tr> <th>Code</th> <th>Description</th> <th>Qty</th> <th>UOM</th> </tr> </thead> <tbody> <tr> <td>VM1605A0</td> <td>CLIP TWIST LOCK DIAM. 10,2-12,7 MM</td> <td>2.000</td> <td>PC</td> </tr> <tr> <td>VM2172A0</td> <td>LOCKING CLIP FOR PUMP WITH CIRCUIT</td> <td>5.000</td> <td>PC</td> </tr> </tbody> </table> | | Code | Description | Qty | UOM | VM1605A0 | CLIP TWIST LOCK DIAM. 10,2-12,7 MM | 2.000 | PC | VM2172A0 | LOCKING CLIP FOR PUMP WITH CIRCUIT | 5.000 | PC | | | | | | | | | | | | | | | | | | | | | | | | | | | | | | | | | | | | | | | | | | | | | | | | | | | | | | | | | | | | | | | | | |
| | | | Code | Description | Qty | UOM | | | | | | | | | | | | | | | | | | | | | | | | | | | | | | | | | | | | | | | | | | | | | | | | | | | | | | | | | | | | | | | | | | | | | | | | | | | | | |
| VM1605A0 | CLIP TWIST LOCK DIAM. 10,2-12,7 MM | 2.000 | PC | | | | | | | | | | | | | | | | | | | | | | | | | | | | | | | | | | | | | | | | | | | | | | | | | | | | | | | | | | | | | | | | | | | | | | | | | | | | | | | | |
| VM2172A0 | LOCKING CLIP FOR PUMP WITH CIRCUIT | 5.000 | PC | | | | | | | | | | | | | | | | | | | | | | | | | | | | | | | | | | | | | | | | | | | | | | | | | | | | | | | | | | | | | | | | | | | | | | | | | | | | | | | | |
| KVL1187A | 3 ROTOR ARMS PLUS EU CLEANING SYSTEM KIT | <table border="1"> <thead> <tr> <th>Code</th> <th>Description</th> <th>Qty</th> <th>UOM</th> </tr> </thead> <tbody> <tr> <td>0H2354A1</td> <td>XEVC-XEVL PLUS WASHING CIRCUIT PLAT</td> <td>1.000</td> <td>PC</td> </tr> <tr> <td>EL1440A0</td> <td>WATER SELF CLEANING VALVE</td> <td>4.000</td> <td>PC</td> </tr> <tr> <td>GN1526A0</td> <td>INT. D.=6.9 TH=1.8 O-RIN</td> <td>9.000</td> <td>PC</td> </tr> <tr> <td>RC1018A0</td> <td>ZINC PLATED D12 ELASTIC CLAMP</td> <td>11.000</td> <td>PC</td> </tr> <tr> <td>RC1019A0</td> <td>D=10 ELASTIC CLAMP</td> <td>16.000</td> <td>PC</td> </tr> <tr> <td>RC1130A0</td> <td>130x2,6 CLAM</td> <td>1.000</td> <td>PC</td> </tr> <tr> <td>RC1131A0</td> <td>200x2,6 BLACK CLAMP</td> <td>3.000</td> <td>PC</td> </tr> <tr> <td>RC1242A0</td> <td>D=10 CLOSED CAP</td> <td>2.000</td> <td>PC</td> </tr> <tr> <td>RC1356A0</td> <td>"STRAIGHT THREADED FEMALE END 8x1/4" BS</td> <td>1.000</td> <td>PC</td> </tr> <tr> <td>TB2652A0</td> <td></td> <td>1.000</td> <td>PC</td> </tr> <tr> <td>TB2677A0</td> <td></td> <td>1.000</td> <td>PC</td> </tr> <tr> <td>TB2821A0</td> <td>EPDM 6X10 L=40MM PIPE</td> <td>6.000</td> <td>PC</td> </tr> <tr> <td>TB3004A0</td> <td>TB2820A L=550mm EPDM BLACK PIPE</td> <td>2.000</td> <td>PC</td> </tr> <tr> <td>TB3024C0</td> <td></td> <td>3.000</td> <td>PC</td> </tr> <tr> <td>TB3226A0</td> <td></td> <td>1.000</td> <td>PC</td> </tr> <tr> <td>TB3440A0</td> <td>TB3132A L=1050mm EPDM WHITE-BLUE PIPE</td> <td>1.000</td> <td>PC</td> </tr> <tr> <td>VL1019A0</td> <td>VIBRATION DETERGENT PUMP</td> <td>1.000</td> <td>PC</td> </tr> <tr> <td>VL1047A1</td> <td>D6 PIPE HOLDER - D8 J.G. TERMINAL</td> <td>1.000</td> <td>PC</td> </tr> <tr> <td>VL1065A1</td> <td>1/4 MALE N.O. PRESSURE SWITCH</td> <td>1.000</td> <td>PC</td> </tr> </tbody> </table> | | Code | Description | Qty | UOM | 0H2354A1 | XEVC-XEVL PLUS WASHING CIRCUIT PLAT | 1.000 | PC | EL1440A0 | WATER SELF CLEANING VALVE | 4.000 | PC | GN1526A0 | INT. D.=6.9 TH=1.8 O-RIN | 9.000 | PC | RC1018A0 | ZINC PLATED D12 ELASTIC CLAMP | 11.000 | PC | RC1019A0 | D=10 ELASTIC CLAMP | 16.000 | PC | RC1130A0 | 130x2,6 CLAM | 1.000 | PC | RC1131A0 | 200x2,6 BLACK CLAMP | 3.000 | PC | RC1242A0 | D=10 CLOSED CAP | 2.000 | PC | RC1356A0 | "STRAIGHT THREADED FEMALE END 8x1/4" BS | 1.000 | PC | TB2652A0 | | 1.000 | PC | TB2677A0 | | 1.000 | PC | TB2821A0 | EPDM 6X10 L=40MM PIPE | 6.000 | PC | TB3004A0 | TB2820A L=550mm EPDM BLACK PIPE | 2.000 | PC | TB3024C0 | | 3.000 | PC | TB3226A0 | | 1.000 | PC | TB3440A0 | TB3132A L=1050mm EPDM WHITE-BLUE PIPE | 1.000 | PC | VL1019A0 | VIBRATION DETERGENT PUMP | 1.000 | PC | VL1047A1 | D6 PIPE HOLDER - D8 J.G. TERMINAL | 1.000 | PC | VL1065A1 | 1/4 MALE N.O. PRESSURE SWITCH | 1.000 | PC |
| Code | Description | Qty | UOM | | | | | | | | | | | | | | | | | | | | | | | | | | | | | | | | | | | | | | | | | | | | | | | | | | | | | | | | | | | | | | | | | | | | | | | | | | | | | | | | |
| 0H2354A1 | XEVC-XEVL PLUS WASHING CIRCUIT PLAT | 1.000 | PC | | | | | | | | | | | | | | | | | | | | | | | | | | | | | | | | | | | | | | | | | | | | | | | | | | | | | | | | | | | | | | | | | | | | | | | | | | | | | | | | |
| EL1440A0 | WATER SELF CLEANING VALVE | 4.000 | PC | | | | | | | | | | | | | | | | | | | | | | | | | | | | | | | | | | | | | | | | | | | | | | | | | | | | | | | | | | | | | | | | | | | | | | | | | | | | | | | | |
| GN1526A0 | INT. D.=6.9 TH=1.8 O-RIN | 9.000 | PC | | | | | | | | | | | | | | | | | | | | | | | | | | | | | | | | | | | | | | | | | | | | | | | | | | | | | | | | | | | | | | | | | | | | | | | | | | | | | | | | |
| RC1018A0 | ZINC PLATED D12 ELASTIC CLAMP | 11.000 | PC | | | | | | | | | | | | | | | | | | | | | | | | | | | | | | | | | | | | | | | | | | | | | | | | | | | | | | | | | | | | | | | | | | | | | | | | | | | | | | | | |
| RC1019A0 | D=10 ELASTIC CLAMP | 16.000 | PC | | | | | | | | | | | | | | | | | | | | | | | | | | | | | | | | | | | | | | | | | | | | | | | | | | | | | | | | | | | | | | | | | | | | | | | | | | | | | | | | |
| RC1130A0 | 130x2,6 CLAM | 1.000 | PC | | | | | | | | | | | | | | | | | | | | | | | | | | | | | | | | | | | | | | | | | | | | | | | | | | | | | | | | | | | | | | | | | | | | | | | | | | | | | | | | |
| RC1131A0 | 200x2,6 BLACK CLAMP | 3.000 | PC | | | | | | | | | | | | | | | | | | | | | | | | | | | | | | | | | | | | | | | | | | | | | | | | | | | | | | | | | | | | | | | | | | | | | | | | | | | | | | | | |
| RC1242A0 | D=10 CLOSED CAP | 2.000 | PC | | | | | | | | | | | | | | | | | | | | | | | | | | | | | | | | | | | | | | | | | | | | | | | | | | | | | | | | | | | | | | | | | | | | | | | | | | | | | | | | |
| RC1356A0 | "STRAIGHT THREADED FEMALE END 8x1/4" BS | 1.000 | PC | | | | | | | | | | | | | | | | | | | | | | | | | | | | | | | | | | | | | | | | | | | | | | | | | | | | | | | | | | | | | | | | | | | | | | | | | | | | | | | | |
| TB2652A0 | | 1.000 | PC | | | | | | | | | | | | | | | | | | | | | | | | | | | | | | | | | | | | | | | | | | | | | | | | | | | | | | | | | | | | | | | | | | | | | | | | | | | | | | | | |
| TB2677A0 | | 1.000 | PC | | | | | | | | | | | | | | | | | | | | | | | | | | | | | | | | | | | | | | | | | | | | | | | | | | | | | | | | | | | | | | | | | | | | | | | | | | | | | | | | |
| TB2821A0 | EPDM 6X10 L=40MM PIPE | 6.000 | PC | | | | | | | | | | | | | | | | | | | | | | | | | | | | | | | | | | | | | | | | | | | | | | | | | | | | | | | | | | | | | | | | | | | | | | | | | | | | | | | | |
| TB3004A0 | TB2820A L=550mm EPDM BLACK PIPE | 2.000 | PC | | | | | | | | | | | | | | | | | | | | | | | | | | | | | | | | | | | | | | | | | | | | | | | | | | | | | | | | | | | | | | | | | | | | | | | | | | | | | | | | |
| TB3024C0 | | 3.000 | PC | | | | | | | | | | | | | | | | | | | | | | | | | | | | | | | | | | | | | | | | | | | | | | | | | | | | | | | | | | | | | | | | | | | | | | | | | | | | | | | | |
| TB3226A0 | | 1.000 | PC | | | | | | | | | | | | | | | | | | | | | | | | | | | | | | | | | | | | | | | | | | | | | | | | | | | | | | | | | | | | | | | | | | | | | | | | | | | | | | | | |
| TB3440A0 | TB3132A L=1050mm EPDM WHITE-BLUE PIPE | 1.000 | PC | | | | | | | | | | | | | | | | | | | | | | | | | | | | | | | | | | | | | | | | | | | | | | | | | | | | | | | | | | | | | | | | | | | | | | | | | | | | | | | | |
| VL1019A0 | VIBRATION DETERGENT PUMP | 1.000 | PC | | | | | | | | | | | | | | | | | | | | | | | | | | | | | | | | | | | | | | | | | | | | | | | | | | | | | | | | | | | | | | | | | | | | | | | | | | | | | | | | |
| VL1047A1 | D6 PIPE HOLDER - D8 J.G. TERMINAL | 1.000 | PC | | | | | | | | | | | | | | | | | | | | | | | | | | | | | | | | | | | | | | | | | | | | | | | | | | | | | | | | | | | | | | | | | | | | | | | | | | | | | | | | |
| VL1065A1 | 1/4 MALE N.O. PRESSURE SWITCH | 1.000 | PC | | | | | | | | | | | | | | | | | | | | | | | | | | | | | | | | | | | | | | | | | | | | | | | | | | | | | | | | | | | | | | | | | | | | | | | | | | | | | | | | |

| COMPONENT | | | SPARE PART | | | | | | | | | | | | | | | | | | | | | | | | | | | | | | | | | | | | | | | | | | | | | | | | | | | | | | | | | | | | | | | | | | | | | | | | | | | | | | | | | | | | | |
|-----------|---|---|------------|--|--|------|-------------|-----|-----|----------|--|-------|----|----------|-----------------------------------|-------|----|----------|--------------------------|-------|----|----------|----------------------|-------|----|----------|--|-------|----|----------|----------------------------------|-------|----|----------|---------------------------------------|-------|----|----------|---|-------|----|----------|--------------------------------------|-------|----|----------|--|-------|----|----------|--|-------|----|----------|--|--|------|-------------|-----|-----|----------|--|-------|----|----------|---------------------------------|-------|----|----------|-----------------------------|-------|----|----------|-------------------------------------|-------|----|----------|-----------------------|--------|----|----------|--------------|-------|----|----------|------------------------|-------|----|
| Code | Description | Image | Code | Description | Kit components | | | | | | | | | | | | | | | | | | | | | | | | | | | | | | | | | | | | | | | | | | | | | | | | | | | | | | | | | | | | | | | | | | | | | | | | | | | | | | | | | | | |
| VL1019A | VIBRATION DETERGENT PUMP |  | KVL1187A | 3 ROTOR ARMS PLUS EU CLEANING SYSTEM KIT | <table border="1"> <thead> <tr> <th>Code</th> <th>Description</th> <th>Qty</th> <th>UOM</th> </tr> </thead> <tbody> <tr> <td>VL1102A1</td> <td>DETERGENT LINE FILTER + BARBED VNR 6 MM</td> <td>1.000</td> <td>PC</td> </tr> <tr> <td>VL1127A1</td> <td>6mm BARBED T-SHAPED FITTING</td> <td>2.000</td> <td>PC</td> </tr> <tr> <td>VL1128A1</td> <td>D6 BARBED CHECK VALVE</td> <td>3.000</td> <td>PC</td> </tr> <tr> <td>VL1166A0</td> <td>BB6-AR6 L FITTING</td> <td>4.000</td> <td>PC</td> </tr> <tr> <td>VL1167A2</td> <td>GN21 3 ROTOR ARMS B-B FLOW RESTRICTOR</td> <td>1.000</td> <td>PC</td> </tr> <tr> <td>VL1174C0</td> <td>D1.2 MM CALIBRATED D1.2 MM</td> <td>1.000</td> <td>PC</td> </tr> <tr> <td>VL1186A0</td> <td>3 WAYS PLUS WASHING DISTRIBUTOR</td> <td>1.000</td> <td>PC</td> </tr> <tr> <td>VL1190A0</td> <td>PLUS WASHING SYSTEM INLET DISTRIBUTOR</td> <td>1.000</td> <td>PC</td> </tr> <tr> <td>VL1214A0</td> <td>BAYONET - 6mm BARBED NRV VALVE</td> <td>1.000</td> <td>PC</td> </tr> <tr> <td>VM1605A0</td> <td>CLIP TWIST LOCK DIAM. 10,2-12,7 MM</td> <td>3.000</td> <td>PC</td> </tr> <tr> <td>VM2172A0</td> <td>LOCKING CLIP FOR PUMP WITH CIRCUIT</td> <td>5.000</td> <td>PC</td> </tr> </tbody> </table> | Code | Description | Qty | UOM | VL1102A1 | DETERGENT LINE FILTER + BARBED VNR 6 MM | 1.000 | PC | VL1127A1 | 6mm BARBED T-SHAPED FITTING | 2.000 | PC | VL1128A1 | D6 BARBED CHECK VALVE | 3.000 | PC | VL1166A0 | BB6-AR6 L FITTING | 4.000 | PC | VL1167A2 | GN21 3 ROTOR ARMS B-B FLOW RESTRICTOR | 1.000 | PC | VL1174C0 | D1.2 MM CALIBRATED D1.2 MM | 1.000 | PC | VL1186A0 | 3 WAYS PLUS WASHING DISTRIBUTOR | 1.000 | PC | VL1190A0 | PLUS WASHING SYSTEM INLET DISTRIBUTOR | 1.000 | PC | VL1214A0 | BAYONET - 6mm BARBED NRV VALVE | 1.000 | PC | VM1605A0 | CLIP TWIST LOCK DIAM. 10,2-12,7 MM | 3.000 | PC | VM2172A0 | LOCKING CLIP FOR PUMP WITH CIRCUIT | 5.000 | PC | KVL1184A | 2 ROTOR ARMS PLUS EU CLEANING SYSTEM KIT | <table border="1"> <thead> <tr> <th>Code</th> <th>Description</th> <th>Qty</th> <th>UOM</th> </tr> </thead> <tbody> <tr> <td>0H2354A1</td> <td>XEVC-XEVL PLUS WASHING CIRCUIT PLAT</td> <td>1.000</td> <td>PC</td> </tr> <tr> <td>EL1440A0</td> <td>WATER SELF CLEANING VALVE</td> <td>4.000</td> <td>PC</td> </tr> <tr> <td>GN1526A0</td> <td>INT. D.=6.9 TH=1.8 O-RIN</td> <td>9.000</td> <td>PC</td> </tr> <tr> <td>RC1018A0</td> <td>ZINC PLATED D12 ELASTIC CLAMP</td> <td>3.000</td> <td>PC</td> </tr> <tr> <td>RC1019A0</td> <td>D=10 ELASTIC CLAMP</td> <td>15.000</td> <td>PC</td> </tr> <tr> <td>RC1130A0</td> <td>130x2,6 CLAM</td> <td>1.000</td> <td>PC</td> </tr> <tr> <td>RC1131A0</td> <td>200x2,6 BLACK CLAMP</td> <td>3.000</td> <td>PC</td> </tr> </tbody> </table> | Code | Description | Qty | UOM | 0H2354A1 | XEVC-XEVL PLUS WASHING CIRCUIT PLAT | 1.000 | PC | EL1440A0 | WATER SELF CLEANING VALVE | 4.000 | PC | GN1526A0 | INT. D.=6.9 TH=1.8 O-RIN | 9.000 | PC | RC1018A0 | ZINC PLATED D12 ELASTIC CLAMP | 3.000 | PC | RC1019A0 | D=10 ELASTIC CLAMP | 15.000 | PC | RC1130A0 | 130x2,6 CLAM | 1.000 | PC | RC1131A0 | 200x2,6 BLACK CLAMP | 3.000 | PC |
| | | | Code | Description | Qty | UOM | | | | | | | | | | | | | | | | | | | | | | | | | | | | | | | | | | | | | | | | | | | | | | | | | | | | | | | | | | | | | | | | | | | | | | | | | | | | | | | | | | |
| VL1102A1 | DETERGENT LINE FILTER + BARBED VNR 6 MM | 1.000 | PC | | | | | | | | | | | | | | | | | | | | | | | | | | | | | | | | | | | | | | | | | | | | | | | | | | | | | | | | | | | | | | | | | | | | | | | | | | | | | | | | | | | | | |
| VL1127A1 | 6mm BARBED T-SHAPED FITTING | 2.000 | PC | | | | | | | | | | | | | | | | | | | | | | | | | | | | | | | | | | | | | | | | | | | | | | | | | | | | | | | | | | | | | | | | | | | | | | | | | | | | | | | | | | | | | |
| VL1128A1 | D6 BARBED CHECK VALVE | 3.000 | PC | | | | | | | | | | | | | | | | | | | | | | | | | | | | | | | | | | | | | | | | | | | | | | | | | | | | | | | | | | | | | | | | | | | | | | | | | | | | | | | | | | | | | |
| VL1166A0 | BB6-AR6 L FITTING | 4.000 | PC | | | | | | | | | | | | | | | | | | | | | | | | | | | | | | | | | | | | | | | | | | | | | | | | | | | | | | | | | | | | | | | | | | | | | | | | | | | | | | | | | | | | | |
| VL1167A2 | GN21 3 ROTOR ARMS B-B FLOW RESTRICTOR | 1.000 | PC | | | | | | | | | | | | | | | | | | | | | | | | | | | | | | | | | | | | | | | | | | | | | | | | | | | | | | | | | | | | | | | | | | | | | | | | | | | | | | | | | | | | | |
| VL1174C0 | D1.2 MM CALIBRATED D1.2 MM | 1.000 | PC | | | | | | | | | | | | | | | | | | | | | | | | | | | | | | | | | | | | | | | | | | | | | | | | | | | | | | | | | | | | | | | | | | | | | | | | | | | | | | | | | | | | | |
| VL1186A0 | 3 WAYS PLUS WASHING DISTRIBUTOR | 1.000 | PC | | | | | | | | | | | | | | | | | | | | | | | | | | | | | | | | | | | | | | | | | | | | | | | | | | | | | | | | | | | | | | | | | | | | | | | | | | | | | | | | | | | | | |
| VL1190A0 | PLUS WASHING SYSTEM INLET DISTRIBUTOR | 1.000 | PC | | | | | | | | | | | | | | | | | | | | | | | | | | | | | | | | | | | | | | | | | | | | | | | | | | | | | | | | | | | | | | | | | | | | | | | | | | | | | | | | | | | | | |
| VL1214A0 | BAYONET - 6mm BARBED NRV VALVE | 1.000 | PC | | | | | | | | | | | | | | | | | | | | | | | | | | | | | | | | | | | | | | | | | | | | | | | | | | | | | | | | | | | | | | | | | | | | | | | | | | | | | | | | | | | | | |
| VM1605A0 | CLIP TWIST LOCK DIAM. 10,2-12,7 MM | 3.000 | PC | | | | | | | | | | | | | | | | | | | | | | | | | | | | | | | | | | | | | | | | | | | | | | | | | | | | | | | | | | | | | | | | | | | | | | | | | | | | | | | | | | | | | |
| VM2172A0 | LOCKING CLIP FOR PUMP WITH CIRCUIT | 5.000 | PC | | | | | | | | | | | | | | | | | | | | | | | | | | | | | | | | | | | | | | | | | | | | | | | | | | | | | | | | | | | | | | | | | | | | | | | | | | | | | | | | | | | | | |
| Code | Description | Qty | UOM | | | | | | | | | | | | | | | | | | | | | | | | | | | | | | | | | | | | | | | | | | | | | | | | | | | | | | | | | | | | | | | | | | | | | | | | | | | | | | | | | | | | | |
| 0H2354A1 | XEVC-XEVL PLUS WASHING CIRCUIT PLAT | 1.000 | PC | | | | | | | | | | | | | | | | | | | | | | | | | | | | | | | | | | | | | | | | | | | | | | | | | | | | | | | | | | | | | | | | | | | | | | | | | | | | | | | | | | | | | |
| EL1440A0 | WATER SELF CLEANING VALVE | 4.000 | PC | | | | | | | | | | | | | | | | | | | | | | | | | | | | | | | | | | | | | | | | | | | | | | | | | | | | | | | | | | | | | | | | | | | | | | | | | | | | | | | | | | | | | |
| GN1526A0 | INT. D.=6.9 TH=1.8 O-RIN | 9.000 | PC | | | | | | | | | | | | | | | | | | | | | | | | | | | | | | | | | | | | | | | | | | | | | | | | | | | | | | | | | | | | | | | | | | | | | | | | | | | | | | | | | | | | | |
| RC1018A0 | ZINC PLATED D12 ELASTIC CLAMP | 3.000 | PC | | | | | | | | | | | | | | | | | | | | | | | | | | | | | | | | | | | | | | | | | | | | | | | | | | | | | | | | | | | | | | | | | | | | | | | | | | | | | | | | | | | | | |
| RC1019A0 | D=10 ELASTIC CLAMP | 15.000 | PC | | | | | | | | | | | | | | | | | | | | | | | | | | | | | | | | | | | | | | | | | | | | | | | | | | | | | | | | | | | | | | | | | | | | | | | | | | | | | | | | | | | | | |
| RC1130A0 | 130x2,6 CLAM | 1.000 | PC | | | | | | | | | | | | | | | | | | | | | | | | | | | | | | | | | | | | | | | | | | | | | | | | | | | | | | | | | | | | | | | | | | | | | | | | | | | | | | | | | | | | | |
| RC1131A0 | 200x2,6 BLACK CLAMP | 3.000 | PC | | | | | | | | | | | | | | | | | | | | | | | | | | | | | | | | | | | | | | | | | | | | | | | | | | | | | | | | | | | | | | | | | | | | | | | | | | | | | | | | | | | | | |




| COMPONENT | | | SPARE PART | | | | | | | | | | | | | | | | | | | | | | | | | | | | | | | | | | | | | | | | | | | | | | | | | | | | | | | | | | | | | | | | | | | | | | |
|-----------|---|---|------------|--|--|------|-------------|-----|-----|----------|--------------------|-------|----|----------|--|-------|----|----------|--------------------------|-------|----|----------|---------------------------|-------|----|----------|--|-------|----|----------|--|-------|----|----------|---|-------|----|----------|--------------------------------|-------|----|----------|---|-------|----|----------|-------------------------------------|-------|----|----------|--|-------|----|----------|--------------------------|-------|----|----------|-----------------------------------|-------|----|----------|----------------------|-------|----|----------|----------------------------------|-------|----|----------|---------------------------------------|-------|----|
| Code | Description | Image | Code | Description | Kit components | | | | | | | | | | | | | | | | | | | | | | | | | | | | | | | | | | | | | | | | | | | | | | | | | | | | | | | | | | | | | | | | | | | | |
| VL1019A | VIBRATION DETERGENT PUMP |  | KVL1184A | 2 ROTOR ARMS PLUS EU CLEANING SYSTEM KIT | <table border="1"> <thead> <tr> <th>Code</th> <th>Description</th> <th>Qty</th> <th>UOM</th> </tr> </thead> <tbody> <tr> <td>RC1242A0</td> <td>D=10 CLOSED CAP</td> <td>2.000</td> <td>PC</td> </tr> <tr> <td>RC1356A0</td> <td>"STRAIGHT THREADED FEMALE END 8x1/4" BS</td> <td>1.000</td> <td>PC</td> </tr> <tr> <td>TB2821A0</td> <td>EPDM 6X10 L=40MM PIPE</td> <td>6.000</td> <td>PC</td> </tr> <tr> <td>TB2994A0</td> <td>HOOD DETERGENT PIPE</td> <td>1.000</td> <td>PC</td> </tr> <tr> <td>TB3004A0</td> <td>TB2820A L=550mm EPDM BLACK PIPE</td> <td>2.000</td> <td>PC</td> </tr> <tr> <td>TB3005B0</td> <td>TB3132A L=550mm EPDM WHITE-BLUE PIPE</td> <td>1.000</td> <td>PC</td> </tr> <tr> <td>TB3440A0</td> <td>TB3132A L=1050mm EPDM WHITE-BLUE PIPE</td> <td>1.000</td> <td>PC</td> </tr> <tr> <td>VL1019A0</td> <td>VIBRATION DETERGENT PUMP</td> <td>1.000</td> <td>PC</td> </tr> <tr> <td>VL1047A1</td> <td>D6 PIPE HOLDER - D8 J.G. TERMINAL</td> <td>1.000</td> <td>PC</td> </tr> <tr> <td>VL1065A1</td> <td>1/4 MALE N.O. PRESSURE SWITCH</td> <td>1.000</td> <td>PC</td> </tr> <tr> <td>VL1102A1</td> <td>DETERGENT LINE FILTER + BARBED VNR 6 MM</td> <td>1.000</td> <td>PC</td> </tr> <tr> <td>VL1128A1</td> <td>D6 BARBED CHECK VALVE</td> <td>2.000</td> <td>PC</td> </tr> <tr> <td>VL1141A1</td> <td>BB6-BB6 STRAIGHT CONNECTION</td> <td>1.000</td> <td>PC</td> </tr> <tr> <td>VL1166A0</td> <td>BB6-AR6 L FITTING</td> <td>4.000</td> <td>PC</td> </tr> <tr> <td>VL1174C0</td> <td>D1.2 MM CALIBRATED D1.2 MM</td> <td>1.000</td> <td>PC</td> </tr> <tr> <td>VL1186A0</td> <td>3 WAYS PLUS WASHING DISTRIBUTOR</td> <td>1.000</td> <td>PC</td> </tr> </tbody> </table> | Code | Description | Qty | UOM | RC1242A0 | D=10 CLOSED CAP | 2.000 | PC | RC1356A0 | "STRAIGHT THREADED FEMALE END 8x1/4" BS | 1.000 | PC | TB2821A0 | EPDM 6X10 L=40MM PIPE | 6.000 | PC | TB2994A0 | HOOD DETERGENT PIPE | 1.000 | PC | TB3004A0 | TB2820A L=550mm EPDM BLACK PIPE | 2.000 | PC | TB3005B0 | TB3132A L=550mm EPDM WHITE-BLUE PIPE | 1.000 | PC | TB3440A0 | TB3132A L=1050mm EPDM WHITE-BLUE PIPE | 1.000 | PC | VL1019A0 | VIBRATION DETERGENT PUMP | 1.000 | PC | VL1047A1 | D6 PIPE HOLDER - D8 J.G. TERMINAL | 1.000 | PC | VL1065A1 | 1/4 MALE N.O. PRESSURE SWITCH | 1.000 | PC | VL1102A1 | DETERGENT LINE FILTER + BARBED VNR 6 MM | 1.000 | PC | VL1128A1 | D6 BARBED CHECK VALVE | 2.000 | PC | VL1141A1 | BB6-BB6 STRAIGHT CONNECTION | 1.000 | PC | VL1166A0 | BB6-AR6 L FITTING | 4.000 | PC | VL1174C0 | D1.2 MM CALIBRATED D1.2 MM | 1.000 | PC | VL1186A0 | 3 WAYS PLUS WASHING DISTRIBUTOR | 1.000 | PC |
| Code | Description | Qty | UOM | | | | | | | | | | | | | | | | | | | | | | | | | | | | | | | | | | | | | | | | | | | | | | | | | | | | | | | | | | | | | | | | | | | | | | |
| RC1242A0 | D=10 CLOSED CAP | 2.000 | PC | | | | | | | | | | | | | | | | | | | | | | | | | | | | | | | | | | | | | | | | | | | | | | | | | | | | | | | | | | | | | | | | | | | | | | |
| RC1356A0 | "STRAIGHT THREADED FEMALE END 8x1/4" BS | 1.000 | PC | | | | | | | | | | | | | | | | | | | | | | | | | | | | | | | | | | | | | | | | | | | | | | | | | | | | | | | | | | | | | | | | | | | | | | |
| TB2821A0 | EPDM 6X10 L=40MM PIPE | 6.000 | PC | | | | | | | | | | | | | | | | | | | | | | | | | | | | | | | | | | | | | | | | | | | | | | | | | | | | | | | | | | | | | | | | | | | | | | |
| TB2994A0 | HOOD DETERGENT PIPE | 1.000 | PC | | | | | | | | | | | | | | | | | | | | | | | | | | | | | | | | | | | | | | | | | | | | | | | | | | | | | | | | | | | | | | | | | | | | | | |
| TB3004A0 | TB2820A L=550mm EPDM BLACK PIPE | 2.000 | PC | | | | | | | | | | | | | | | | | | | | | | | | | | | | | | | | | | | | | | | | | | | | | | | | | | | | | | | | | | | | | | | | | | | | | | |
| TB3005B0 | TB3132A L=550mm EPDM WHITE-BLUE PIPE | 1.000 | PC | | | | | | | | | | | | | | | | | | | | | | | | | | | | | | | | | | | | | | | | | | | | | | | | | | | | | | | | | | | | | | | | | | | | | | |
| TB3440A0 | TB3132A L=1050mm EPDM WHITE-BLUE PIPE | 1.000 | PC | | | | | | | | | | | | | | | | | | | | | | | | | | | | | | | | | | | | | | | | | | | | | | | | | | | | | | | | | | | | | | | | | | | | | | |
| VL1019A0 | VIBRATION DETERGENT PUMP | 1.000 | PC | | | | | | | | | | | | | | | | | | | | | | | | | | | | | | | | | | | | | | | | | | | | | | | | | | | | | | | | | | | | | | | | | | | | | | |
| VL1047A1 | D6 PIPE HOLDER - D8 J.G. TERMINAL | 1.000 | PC | | | | | | | | | | | | | | | | | | | | | | | | | | | | | | | | | | | | | | | | | | | | | | | | | | | | | | | | | | | | | | | | | | | | | | |
| VL1065A1 | 1/4 MALE N.O. PRESSURE SWITCH | 1.000 | PC | | | | | | | | | | | | | | | | | | | | | | | | | | | | | | | | | | | | | | | | | | | | | | | | | | | | | | | | | | | | | | | | | | | | | | |
| VL1102A1 | DETERGENT LINE FILTER + BARBED VNR 6 MM | 1.000 | PC | | | | | | | | | | | | | | | | | | | | | | | | | | | | | | | | | | | | | | | | | | | | | | | | | | | | | | | | | | | | | | | | | | | | | | |
| VL1128A1 | D6 BARBED CHECK VALVE | 2.000 | PC | | | | | | | | | | | | | | | | | | | | | | | | | | | | | | | | | | | | | | | | | | | | | | | | | | | | | | | | | | | | | | | | | | | | | | |
| VL1141A1 | BB6-BB6 STRAIGHT CONNECTION | 1.000 | PC | | | | | | | | | | | | | | | | | | | | | | | | | | | | | | | | | | | | | | | | | | | | | | | | | | | | | | | | | | | | | | | | | | | | | | |
| VL1166A0 | BB6-AR6 L FITTING | 4.000 | PC | | | | | | | | | | | | | | | | | | | | | | | | | | | | | | | | | | | | | | | | | | | | | | | | | | | | | | | | | | | | | | | | | | | | | | |
| VL1174C0 | D1.2 MM CALIBRATED D1.2 MM | 1.000 | PC | | | | | | | | | | | | | | | | | | | | | | | | | | | | | | | | | | | | | | | | | | | | | | | | | | | | | | | | | | | | | | | | | | | | | | |
| VL1186A0 | 3 WAYS PLUS WASHING DISTRIBUTOR | 1.000 | PC | | | | | | | | | | | | | | | | | | | | | | | | | | | | | | | | | | | | | | | | | | | | | | | | | | | | | | | | | | | | | | | | | | | | | | |




| COMPONENT | | | SPARE PART | | | | | | | | | | | | | | | | | | | | | | | | | | | | | | | | | | | | | | | | | | | | | | | | | | | | | | | | | | | |
|-----------|---|--|------------|--|--|------|-------------|--|-------|----------|---|---------------------------------|-------|----------|--------------------------------------|-----------------------------|-------|----------|--|-------------------------------------|-------|----------|--|-----------------------|--------|----|----------|--------------|-------|----|----------|------------------------|-------|----|----------|--------------------|-------|----|----------|--|-------|----|----------|--------------------------|-------|----|----------|--|-------|----|----------|--|-------|----|----------|---|-------|----|----------|----------|-------|----|
| Code | Description | Image | Code | Description | Kit components | | | | | | | | | | | | | | | | | | | | | | | | | | | | | | | | | | | | | | | | | | | | | | | | | | | | | | | | | |
| VL1019A | VIBRATION DETERGENT PUMP |  | KVL1184A | 2 ROTOR ARMS PLUS EU CLEANING SYSTEM KIT | <table border="1"> <thead> <tr> <th>Code</th> <th>Description</th> <th>Qty</th> <th>UOM</th> </tr> </thead> <tbody> <tr> <td>VL1190A0</td> <td>PLUS WASHING SYSTEM INLET DISTRIBUTOR</td> <td>1.000</td> <td>PC</td> </tr> <tr> <td>VL1214A0</td> <td>BAYONET - 6mm BARBED NRV VALVE</td> <td>1.000</td> <td>PC</td> </tr> <tr> <td>VM1605A0</td> <td>CLIP TWIST LOCK DIAM. 10,2-12,7 MM</td> <td>3.000</td> <td>PC</td> </tr> <tr> <td>VM2172A0</td> <td>LOCKING CLIP FOR PUMP WITH CIRCUIT</td> <td>5.000</td> <td>PC</td> </tr> </tbody> </table> | Code | Description | Qty | UOM | VL1190A0 | PLUS WASHING SYSTEM INLET DISTRIBUTOR | 1.000 | PC | VL1214A0 | BAYONET - 6mm BARBED NRV VALVE | 1.000 | PC | VM1605A0 | CLIP TWIST LOCK DIAM. 10,2-12,7 MM | 3.000 | PC | VM2172A0 | LOCKING CLIP FOR PUMP WITH CIRCUIT | 5.000 | PC | | | | | | | | | | | | | | | | | | | | | | | | | | | | | | | | | | | | | |
| | | | Code | Description | Qty | UOM | | | | | | | | | | | | | | | | | | | | | | | | | | | | | | | | | | | | | | | | | | | | | | | | | | | | | | | | |
| VL1190A0 | PLUS WASHING SYSTEM INLET DISTRIBUTOR | 1.000 | PC | | | | | | | | | | | | | | | | | | | | | | | | | | | | | | | | | | | | | | | | | | | | | | | | | | | | | | | | | | | |
| VL1214A0 | BAYONET - 6mm BARBED NRV VALVE | 1.000 | PC | | | | | | | | | | | | | | | | | | | | | | | | | | | | | | | | | | | | | | | | | | | | | | | | | | | | | | | | | | | |
| VM1605A0 | CLIP TWIST LOCK DIAM. 10,2-12,7 MM | 3.000 | PC | | | | | | | | | | | | | | | | | | | | | | | | | | | | | | | | | | | | | | | | | | | | | | | | | | | | | | | | | | | |
| VM2172A0 | LOCKING CLIP FOR PUMP WITH CIRCUIT | 5.000 | PC | | | | | | | | | | | | | | | | | | | | | | | | | | | | | | | | | | | | | | | | | | | | | | | | | | | | | | | | | | | |
| KVL1183A | 1 ROTOR ARM PLUS CLEANING SYSTEM KIT | <table border="1"> <thead> <tr> <th>Code</th> <th>Description</th> <th>Qty</th> <th>UOM</th> </tr> </thead> <tbody> <tr> <td>0H2354A1</td> <td>XEVC-XEVL PLUS WASHING CIRCUIT PLAT</td> <td>1.000</td> <td>PC</td> </tr> <tr> <td>EL1440A0</td> <td>WATER SELF CLEANING VALVE</td> <td>3.000</td> <td>PC</td> </tr> <tr> <td>GN1526A0</td> <td>INT. D.=6.9 TH=1.8 O-RIN</td> <td>7.000</td> <td>PC</td> </tr> <tr> <td>RC1018A0</td> <td>ZINC PLATED D12 ELASTIC CLAMP</td> <td>2.000</td> <td>PC</td> </tr> <tr> <td>RC1019A0</td> <td>D=10 ELASTIC CLAMP</td> <td>14.000</td> <td>PC</td> </tr> <tr> <td>RC1130A0</td> <td>130x2.6 CLAM</td> <td>1.000</td> <td>PC</td> </tr> <tr> <td>RC1131A0</td> <td>200x2.6 BLACK CLAMP</td> <td>2.000</td> <td>PC</td> </tr> <tr> <td>RC1242A0</td> <td>D=10 CLOSED CAP</td> <td>2.000</td> <td>PC</td> </tr> <tr> <td>RC1356A0</td> <td>"STRAIGHT THREADED FEMALE END 8x1/4" BS</td> <td>1.000</td> <td>PC</td> </tr> <tr> <td>TB2821A0</td> <td>EPDM 6X10 L=40MM PIPE</td> <td>6.000</td> <td>PC</td> </tr> <tr> <td>TB3004A0</td> <td>TB2820A L=550mm EPDM BLACK PIPE</td> <td>1.000</td> <td>PC</td> </tr> <tr> <td>TB3005B0</td> <td>TB3132A L=550mm EPDM WHITE-BLUE PIPE</td> <td>1.000</td> <td>PC</td> </tr> <tr> <td>TB3225B0</td> <td>TB2820A-TAN K-WASHYNG SYS CONNECTION</td> <td>1.000</td> <td>PC</td> </tr> <tr> <td>TB3252A0</td> <td>TB3252A0</td> <td>1.000</td> <td>PC</td> </tr> </tbody> </table> | Code | Description | Qty | UOM | 0H2354A1 | XEVC-XEVL PLUS WASHING CIRCUIT PLAT | 1.000 | PC | EL1440A0 | WATER SELF CLEANING VALVE | 3.000 | PC | GN1526A0 | INT. D.=6.9 TH=1.8 O-RIN | 7.000 | PC | RC1018A0 | ZINC PLATED D12 ELASTIC CLAMP | 2.000 | PC | RC1019A0 | D=10 ELASTIC CLAMP | 14.000 | PC | RC1130A0 | 130x2.6 CLAM | 1.000 | PC | RC1131A0 | 200x2.6 BLACK CLAMP | 2.000 | PC | RC1242A0 | D=10 CLOSED CAP | 2.000 | PC | RC1356A0 | "STRAIGHT THREADED FEMALE END 8x1/4" BS | 1.000 | PC | TB2821A0 | EPDM 6X10 L=40MM PIPE | 6.000 | PC | TB3004A0 | TB2820A L=550mm EPDM BLACK PIPE | 1.000 | PC | TB3005B0 | TB3132A L=550mm EPDM WHITE-BLUE PIPE | 1.000 | PC | TB3225B0 | TB2820A-TAN K-WASHYNG SYS CONNECTION | 1.000 | PC | TB3252A0 | TB3252A0 | 1.000 | PC |
| Code | Description | Qty | UOM | | | | | | | | | | | | | | | | | | | | | | | | | | | | | | | | | | | | | | | | | | | | | | | | | | | | | | | | | | | |
| 0H2354A1 | XEVC-XEVL PLUS WASHING CIRCUIT PLAT | 1.000 | PC | | | | | | | | | | | | | | | | | | | | | | | | | | | | | | | | | | | | | | | | | | | | | | | | | | | | | | | | | | | |
| EL1440A0 | WATER SELF CLEANING VALVE | 3.000 | PC | | | | | | | | | | | | | | | | | | | | | | | | | | | | | | | | | | | | | | | | | | | | | | | | | | | | | | | | | | | |
| GN1526A0 | INT. D.=6.9 TH=1.8 O-RIN | 7.000 | PC | | | | | | | | | | | | | | | | | | | | | | | | | | | | | | | | | | | | | | | | | | | | | | | | | | | | | | | | | | | |
| RC1018A0 | ZINC PLATED D12 ELASTIC CLAMP | 2.000 | PC | | | | | | | | | | | | | | | | | | | | | | | | | | | | | | | | | | | | | | | | | | | | | | | | | | | | | | | | | | | |
| RC1019A0 | D=10 ELASTIC CLAMP | 14.000 | PC | | | | | | | | | | | | | | | | | | | | | | | | | | | | | | | | | | | | | | | | | | | | | | | | | | | | | | | | | | | |
| RC1130A0 | 130x2.6 CLAM | 1.000 | PC | | | | | | | | | | | | | | | | | | | | | | | | | | | | | | | | | | | | | | | | | | | | | | | | | | | | | | | | | | | |
| RC1131A0 | 200x2.6 BLACK CLAMP | 2.000 | PC | | | | | | | | | | | | | | | | | | | | | | | | | | | | | | | | | | | | | | | | | | | | | | | | | | | | | | | | | | | |
| RC1242A0 | D=10 CLOSED CAP | 2.000 | PC | | | | | | | | | | | | | | | | | | | | | | | | | | | | | | | | | | | | | | | | | | | | | | | | | | | | | | | | | | | |
| RC1356A0 | "STRAIGHT THREADED FEMALE END 8x1/4" BS | 1.000 | PC | | | | | | | | | | | | | | | | | | | | | | | | | | | | | | | | | | | | | | | | | | | | | | | | | | | | | | | | | | | |
| TB2821A0 | EPDM 6X10 L=40MM PIPE | 6.000 | PC | | | | | | | | | | | | | | | | | | | | | | | | | | | | | | | | | | | | | | | | | | | | | | | | | | | | | | | | | | | |
| TB3004A0 | TB2820A L=550mm EPDM BLACK PIPE | 1.000 | PC | | | | | | | | | | | | | | | | | | | | | | | | | | | | | | | | | | | | | | | | | | | | | | | | | | | | | | | | | | | |
| TB3005B0 | TB3132A L=550mm EPDM WHITE-BLUE PIPE | 1.000 | PC | | | | | | | | | | | | | | | | | | | | | | | | | | | | | | | | | | | | | | | | | | | | | | | | | | | | | | | | | | | |
| TB3225B0 | TB2820A-TAN K-WASHYNG SYS CONNECTION | 1.000 | PC | | | | | | | | | | | | | | | | | | | | | | | | | | | | | | | | | | | | | | | | | | | | | | | | | | | | | | | | | | | |
| TB3252A0 | TB3252A0 | 1.000 | PC | | | | | | | | | | | | | | | | | | | | | | | | | | | | | | | | | | | | | | | | | | | | | | | | | | | | | | | | | | | |




| COMPONENT | | | SPARE PART | | | | | | | | | | | | | | | | | | | | | | | | | | | | | | | | | | | | | | | | | | | | | | | | | | | | | | | | | | | | | | | | | | | | | | | | | | | | | | | | | | | | | |
|-----------|---|---|------------|--|--|------|-------------|-----|-----|----------|--------------------------------|-------|----|----------|---|-------|----|----------|-------------------------------------|-------|----|----------|--|-------|----|----------|--------------------------|-------|----|----------|----------------------|-------|----|----------|----------------------------------|-------|----|----------|---------------------------------------|-------|----|----------|---|-------|----|----------|--------------------------------------|-------|----|----------|--|-------|----|----------|--|-------|----|----------|--|--|------|-------------|-----|-----|----------|--|-------|----|----------|---------------------------------|-------|----|----------|-----------------------------|-------|----|----------|-------------------------------------|-------|----|----------|-----------------------|--------|----|----------|--------------|-------|----|
| Code | Description | Image | Code | Description | Kit components | | | | | | | | | | | | | | | | | | | | | | | | | | | | | | | | | | | | | | | | | | | | | | | | | | | | | | | | | | | | | | | | | | | | | | | | | | | | | | | | | | | |
| VL1019A | VIBRATION DETERGENT PUMP |  | KVL1183A | 1 ROTOR ARM PLUS CLEANING SYSTEM KIT | <table border="1"> <thead> <tr> <th>Code</th> <th>Description</th> <th>Qty</th> <th>UOM</th> </tr> </thead> <tbody> <tr> <td>VL1019A0</td> <td>VIBRATION DETERGENT PUMP</td> <td>1.000</td> <td>PC</td> </tr> <tr> <td>VL1047A1</td> <td>D6 PIPE HOLDER - D8 J.G. TERMINAL</td> <td>1.000</td> <td>PC</td> </tr> <tr> <td>VL1065A1</td> <td>1/4 MALE N.O. PRESSURE SWITCH</td> <td>1.000</td> <td>PC</td> </tr> <tr> <td>VL1102A1</td> <td>DETERGENT LINE FILTER + BARBED VNR 6 MM</td> <td>1.000</td> <td>PC</td> </tr> <tr> <td>VL1128A1</td> <td>D6 BARBED CHECK VALVE</td> <td>2.000</td> <td>PC</td> </tr> <tr> <td>VL1166A0</td> <td>BB6-AR6 L FITTING</td> <td>3.000</td> <td>PC</td> </tr> <tr> <td>VL1174C0</td> <td>D1.2 MM CALIBRATED D1.2 MM</td> <td>1.000</td> <td>PC</td> </tr> <tr> <td>VL1185A0</td> <td>2 WAYS PLUS WASHING DISTRIBUTOR</td> <td>1.000</td> <td>PC</td> </tr> <tr> <td>VL1190A0</td> <td>PLUS WASHING SYSTEM INLET DISTRIBUTOR</td> <td>1.000</td> <td>PC</td> </tr> <tr> <td>VL1214A0</td> <td>BAYONET - 6mm BARBED NRV VALVE</td> <td>1.000</td> <td>PC</td> </tr> <tr> <td>VM1605A0</td> <td>CLIP TWIST LOCK DIAM. 10,2-12,7 MM</td> <td>3.000</td> <td>PC</td> </tr> <tr> <td>VM2172A0</td> <td>LOCKING CLIP FOR PUMP WITH CIRCUIT</td> <td>4.000</td> <td>PC</td> </tr> </tbody> </table> | Code | Description | Qty | UOM | VL1019A0 | VIBRATION DETERGENT PUMP | 1.000 | PC | VL1047A1 | D6 PIPE HOLDER - D8 J.G. TERMINAL | 1.000 | PC | VL1065A1 | 1/4 MALE N.O. PRESSURE SWITCH | 1.000 | PC | VL1102A1 | DETERGENT LINE FILTER + BARBED VNR 6 MM | 1.000 | PC | VL1128A1 | D6 BARBED CHECK VALVE | 2.000 | PC | VL1166A0 | BB6-AR6 L FITTING | 3.000 | PC | VL1174C0 | D1.2 MM CALIBRATED D1.2 MM | 1.000 | PC | VL1185A0 | 2 WAYS PLUS WASHING DISTRIBUTOR | 1.000 | PC | VL1190A0 | PLUS WASHING SYSTEM INLET DISTRIBUTOR | 1.000 | PC | VL1214A0 | BAYONET - 6mm BARBED NRV VALVE | 1.000 | PC | VM1605A0 | CLIP TWIST LOCK DIAM. 10,2-12,7 MM | 3.000 | PC | VM2172A0 | LOCKING CLIP FOR PUMP WITH CIRCUIT | 4.000 | PC | KVL1182A | ONE 1ROT CLEANING SYSTEM KIT (0311 EXC.) | <table border="1"> <thead> <tr> <th>Code</th> <th>Description</th> <th>Qty</th> <th>UOM</th> </tr> </thead> <tbody> <tr> <td>0H2202A1</td> <td>ONE WASHING WITH STEAM VALVE SUPPORT</td> <td>1.000</td> <td>PC</td> </tr> <tr> <td>EL1440A0</td> <td>WATER SELF CLEANING VALVE</td> <td>1.000</td> <td>PC</td> </tr> <tr> <td>GN1526A0</td> <td>INT. D.=6.9 TH=1.8 O-RIN</td> <td>3.000</td> <td>PC</td> </tr> <tr> <td>RC1018A0</td> <td>ZINC PLATED D12 ELASTIC CLAMP</td> <td>1.000</td> <td>PC</td> </tr> <tr> <td>RC1019A0</td> <td>D=10 ELASTIC CLAMP</td> <td>14.000</td> <td>PC</td> </tr> <tr> <td>RC1130A0</td> <td>130x2,6 CLAM</td> <td>2.000</td> <td>PC</td> </tr> </tbody> </table> | Code | Description | Qty | UOM | 0H2202A1 | ONE WASHING WITH STEAM VALVE SUPPORT | 1.000 | PC | EL1440A0 | WATER SELF CLEANING VALVE | 1.000 | PC | GN1526A0 | INT. D.=6.9 TH=1.8 O-RIN | 3.000 | PC | RC1018A0 | ZINC PLATED D12 ELASTIC CLAMP | 1.000 | PC | RC1019A0 | D=10 ELASTIC CLAMP | 14.000 | PC | RC1130A0 | 130x2,6 CLAM | 2.000 | PC |
| | | | Code | Description | Qty | UOM | | | | | | | | | | | | | | | | | | | | | | | | | | | | | | | | | | | | | | | | | | | | | | | | | | | | | | | | | | | | | | | | | | | | | | | | | | | | | | | | | | |
| VL1019A0 | VIBRATION DETERGENT PUMP | 1.000 | PC | | | | | | | | | | | | | | | | | | | | | | | | | | | | | | | | | | | | | | | | | | | | | | | | | | | | | | | | | | | | | | | | | | | | | | | | | | | | | | | | | | | | | |
| VL1047A1 | D6 PIPE HOLDER - D8 J.G. TERMINAL | 1.000 | PC | | | | | | | | | | | | | | | | | | | | | | | | | | | | | | | | | | | | | | | | | | | | | | | | | | | | | | | | | | | | | | | | | | | | | | | | | | | | | | | | | | | | | |
| VL1065A1 | 1/4 MALE N.O. PRESSURE SWITCH | 1.000 | PC | | | | | | | | | | | | | | | | | | | | | | | | | | | | | | | | | | | | | | | | | | | | | | | | | | | | | | | | | | | | | | | | | | | | | | | | | | | | | | | | | | | | | |
| VL1102A1 | DETERGENT LINE FILTER + BARBED VNR 6 MM | 1.000 | PC | | | | | | | | | | | | | | | | | | | | | | | | | | | | | | | | | | | | | | | | | | | | | | | | | | | | | | | | | | | | | | | | | | | | | | | | | | | | | | | | | | | | | |
| VL1128A1 | D6 BARBED CHECK VALVE | 2.000 | PC | | | | | | | | | | | | | | | | | | | | | | | | | | | | | | | | | | | | | | | | | | | | | | | | | | | | | | | | | | | | | | | | | | | | | | | | | | | | | | | | | | | | | |
| VL1166A0 | BB6-AR6 L FITTING | 3.000 | PC | | | | | | | | | | | | | | | | | | | | | | | | | | | | | | | | | | | | | | | | | | | | | | | | | | | | | | | | | | | | | | | | | | | | | | | | | | | | | | | | | | | | | |
| VL1174C0 | D1.2 MM CALIBRATED D1.2 MM | 1.000 | PC | | | | | | | | | | | | | | | | | | | | | | | | | | | | | | | | | | | | | | | | | | | | | | | | | | | | | | | | | | | | | | | | | | | | | | | | | | | | | | | | | | | | | |
| VL1185A0 | 2 WAYS PLUS WASHING DISTRIBUTOR | 1.000 | PC | | | | | | | | | | | | | | | | | | | | | | | | | | | | | | | | | | | | | | | | | | | | | | | | | | | | | | | | | | | | | | | | | | | | | | | | | | | | | | | | | | | | | |
| VL1190A0 | PLUS WASHING SYSTEM INLET DISTRIBUTOR | 1.000 | PC | | | | | | | | | | | | | | | | | | | | | | | | | | | | | | | | | | | | | | | | | | | | | | | | | | | | | | | | | | | | | | | | | | | | | | | | | | | | | | | | | | | | | |
| VL1214A0 | BAYONET - 6mm BARBED NRV VALVE | 1.000 | PC | | | | | | | | | | | | | | | | | | | | | | | | | | | | | | | | | | | | | | | | | | | | | | | | | | | | | | | | | | | | | | | | | | | | | | | | | | | | | | | | | | | | | |
| VM1605A0 | CLIP TWIST LOCK DIAM. 10,2-12,7 MM | 3.000 | PC | | | | | | | | | | | | | | | | | | | | | | | | | | | | | | | | | | | | | | | | | | | | | | | | | | | | | | | | | | | | | | | | | | | | | | | | | | | | | | | | | | | | | |
| VM2172A0 | LOCKING CLIP FOR PUMP WITH CIRCUIT | 4.000 | PC | | | | | | | | | | | | | | | | | | | | | | | | | | | | | | | | | | | | | | | | | | | | | | | | | | | | | | | | | | | | | | | | | | | | | | | | | | | | | | | | | | | | | |
| Code | Description | Qty | UOM | | | | | | | | | | | | | | | | | | | | | | | | | | | | | | | | | | | | | | | | | | | | | | | | | | | | | | | | | | | | | | | | | | | | | | | | | | | | | | | | | | | | | |
| 0H2202A1 | ONE WASHING WITH STEAM VALVE SUPPORT | 1.000 | PC | | | | | | | | | | | | | | | | | | | | | | | | | | | | | | | | | | | | | | | | | | | | | | | | | | | | | | | | | | | | | | | | | | | | | | | | | | | | | | | | | | | | | |
| EL1440A0 | WATER SELF CLEANING VALVE | 1.000 | PC | | | | | | | | | | | | | | | | | | | | | | | | | | | | | | | | | | | | | | | | | | | | | | | | | | | | | | | | | | | | | | | | | | | | | | | | | | | | | | | | | | | | | |
| GN1526A0 | INT. D.=6.9 TH=1.8 O-RIN | 3.000 | PC | | | | | | | | | | | | | | | | | | | | | | | | | | | | | | | | | | | | | | | | | | | | | | | | | | | | | | | | | | | | | | | | | | | | | | | | | | | | | | | | | | | | | |
| RC1018A0 | ZINC PLATED D12 ELASTIC CLAMP | 1.000 | PC | | | | | | | | | | | | | | | | | | | | | | | | | | | | | | | | | | | | | | | | | | | | | | | | | | | | | | | | | | | | | | | | | | | | | | | | | | | | | | | | | | | | | |
| RC1019A0 | D=10 ELASTIC CLAMP | 14.000 | PC | | | | | | | | | | | | | | | | | | | | | | | | | | | | | | | | | | | | | | | | | | | | | | | | | | | | | | | | | | | | | | | | | | | | | | | | | | | | | | | | | | | | | |
| RC1130A0 | 130x2,6 CLAM | 2.000 | PC | | | | | | | | | | | | | | | | | | | | | | | | | | | | | | | | | | | | | | | | | | | | | | | | | | | | | | | | | | | | | | | | | | | | | | | | | | | | | | | | | | | | | |




| COMPONENT | | | SPARE PART | | | | | | | | | | | | | | | | | | | | | | | | | | | | | | | | | | | | | | | | | | | | | | | | | | | | | | | | | | | | | | | | | | | | | | | |
|-----------|--|---|------------|--|--|------|-------------|-----|-----|----------|--------------------|-------|----|----------|--------------------------|-------|----|----------|--|-------|----|----------|---|-------|----|----------|---|-------|----|----------|--------------------------------------|-------|----|----------|--------------------------------|-------|----|----------|---|-------|----|----------|--|-------|----|----------|--|-------|----|----------|--------------------------|-------|----|----------|----------------------|-------|----|----------|----------------------------------|-------|----|----------|--|-------|----|----------|--------------------------------------|-------|----|----------|--|-------|----|--|
| Code | Description | Image | Code | Description | Kit components | | | | | | | | | | | | | | | | | | | | | | | | | | | | | | | | | | | | | | | | | | | | | | | | | | | | | | | | | | | | | | | | | | | | | |
| VL1019A | VIBRATION DETERGENT PUMP |  | KVL1182A | ONE 1ROT CLEANING SYSTEM KIT (0311 EXC.) | <table border="1"> <thead> <tr> <th>Code</th> <th>Description</th> <th>Qty</th> <th>UOM</th> </tr> </thead> <tbody> <tr> <td>RC1242A0</td> <td>D=10 CLOSED CAP</td> <td>2.000</td> <td>PC</td> </tr> <tr> <td>TB2821A0</td> <td>EPDM 6X10 L=40MM PIPE</td> <td>6.000</td> <td>PC</td> </tr> <tr> <td>TB3004A0</td> <td>TB2820A L=550mm EPDM BLACK PIPE</td> <td>1.000</td> <td>PC</td> </tr> <tr> <td>TB3009B0</td> <td>TB3132A-ONE OVEN WASHING INLET</td> <td>1.000</td> <td>PC</td> </tr> <tr> <td>TB3225B0</td> <td>TB2820A-TAN K-WASHYNG SYS CONNECTION</td> <td>1.000</td> <td>PC</td> </tr> <tr> <td>VI1220A1</td> <td>4,2x12 TCB SELF-TAPPIN G SCREW</td> <td>1.000</td> <td>PC</td> </tr> <tr> <td>VL1019A0</td> <td>VIBRATION DETERGENT PUMP</td> <td>1.000</td> <td>PC</td> </tr> <tr> <td>VL1047A1</td> <td>D6 PIPE HOLDER - D8 J.G. TERMINAL</td> <td>1.000</td> <td>PC</td> </tr> <tr> <td>VL1054B0</td> <td>ONE WASHING SYS INLET DISTRIBUTOR</td> <td>1.000</td> <td>PC</td> </tr> <tr> <td>VL1102A1</td> <td>DETERGENT LINE FILTER + BARBED VNR 6 MM</td> <td>1.000</td> <td>PC</td> </tr> <tr> <td>VL1128A1</td> <td>D6 BARBED CHECK VALVE</td> <td>2.000</td> <td>PC</td> </tr> <tr> <td>VL1166A0</td> <td>BB6-AR6 L FITTING</td> <td>1.000</td> <td>PC</td> </tr> <tr> <td>VL1174C0</td> <td>D1.2 MM CALIBRATED D1.2 MM</td> <td>1.000</td> <td>PC</td> </tr> <tr> <td>VL1191A0</td> <td>ONE WASHING DISTRIBUTOR OUTLETS KIT</td> <td>1.000</td> <td>PC</td> </tr> <tr> <td>VL1214A0</td> <td>BAYONET - 6mm BARBED NRV VALVE</td> <td>1.000</td> <td>PC</td> </tr> <tr> <td>VM2172A0</td> <td>LOCKING CLIP FOR PUMP WITH CIRCUIT</td> <td>2.000</td> <td>PC</td> </tr> </tbody> </table> | Code | Description | Qty | UOM | RC1242A0 | D=10 CLOSED CAP | 2.000 | PC | TB2821A0 | EPDM 6X10 L=40MM PIPE | 6.000 | PC | TB3004A0 | TB2820A L=550mm EPDM BLACK PIPE | 1.000 | PC | TB3009B0 | TB3132A-ONE OVEN WASHING INLET | 1.000 | PC | TB3225B0 | TB2820A-TAN K-WASHYNG SYS CONNECTION | 1.000 | PC | VI1220A1 | 4,2x12 TCB SELF-TAPPIN G SCREW | 1.000 | PC | VL1019A0 | VIBRATION DETERGENT PUMP | 1.000 | PC | VL1047A1 | D6 PIPE HOLDER - D8 J.G. TERMINAL | 1.000 | PC | VL1054B0 | ONE WASHING SYS INLET DISTRIBUTOR | 1.000 | PC | VL1102A1 | DETERGENT LINE FILTER + BARBED VNR 6 MM | 1.000 | PC | VL1128A1 | D6 BARBED CHECK VALVE | 2.000 | PC | VL1166A0 | BB6-AR6 L FITTING | 1.000 | PC | VL1174C0 | D1.2 MM CALIBRATED D1.2 MM | 1.000 | PC | VL1191A0 | ONE WASHING DISTRIBUTOR OUTLETS KIT | 1.000 | PC | VL1214A0 | BAYONET - 6mm BARBED NRV VALVE | 1.000 | PC | VM2172A0 | LOCKING CLIP FOR PUMP WITH CIRCUIT | 2.000 | PC | |
| Code | Description | Qty | UOM | | | | | | | | | | | | | | | | | | | | | | | | | | | | | | | | | | | | | | | | | | | | | | | | | | | | | | | | | | | | | | | | | | | | | | | |
| RC1242A0 | D=10 CLOSED CAP | 2.000 | PC | | | | | | | | | | | | | | | | | | | | | | | | | | | | | | | | | | | | | | | | | | | | | | | | | | | | | | | | | | | | | | | | | | | | | | | |
| TB2821A0 | EPDM 6X10 L=40MM PIPE | 6.000 | PC | | | | | | | | | | | | | | | | | | | | | | | | | | | | | | | | | | | | | | | | | | | | | | | | | | | | | | | | | | | | | | | | | | | | | | | |
| TB3004A0 | TB2820A L=550mm EPDM BLACK PIPE | 1.000 | PC | | | | | | | | | | | | | | | | | | | | | | | | | | | | | | | | | | | | | | | | | | | | | | | | | | | | | | | | | | | | | | | | | | | | | | | |
| TB3009B0 | TB3132A-ONE OVEN WASHING INLET | 1.000 | PC | | | | | | | | | | | | | | | | | | | | | | | | | | | | | | | | | | | | | | | | | | | | | | | | | | | | | | | | | | | | | | | | | | | | | | | |
| TB3225B0 | TB2820A-TAN K-WASHYNG SYS CONNECTION | 1.000 | PC | | | | | | | | | | | | | | | | | | | | | | | | | | | | | | | | | | | | | | | | | | | | | | | | | | | | | | | | | | | | | | | | | | | | | | | |
| VI1220A1 | 4,2x12 TCB SELF-TAPPIN G SCREW | 1.000 | PC | | | | | | | | | | | | | | | | | | | | | | | | | | | | | | | | | | | | | | | | | | | | | | | | | | | | | | | | | | | | | | | | | | | | | | | |
| VL1019A0 | VIBRATION DETERGENT PUMP | 1.000 | PC | | | | | | | | | | | | | | | | | | | | | | | | | | | | | | | | | | | | | | | | | | | | | | | | | | | | | | | | | | | | | | | | | | | | | | | |
| VL1047A1 | D6 PIPE HOLDER - D8 J.G. TERMINAL | 1.000 | PC | | | | | | | | | | | | | | | | | | | | | | | | | | | | | | | | | | | | | | | | | | | | | | | | | | | | | | | | | | | | | | | | | | | | | | | |
| VL1054B0 | ONE WASHING SYS INLET DISTRIBUTOR | 1.000 | PC | | | | | | | | | | | | | | | | | | | | | | | | | | | | | | | | | | | | | | | | | | | | | | | | | | | | | | | | | | | | | | | | | | | | | | | |
| VL1102A1 | DETERGENT LINE FILTER + BARBED VNR 6 MM | 1.000 | PC | | | | | | | | | | | | | | | | | | | | | | | | | | | | | | | | | | | | | | | | | | | | | | | | | | | | | | | | | | | | | | | | | | | | | | | |
| VL1128A1 | D6 BARBED CHECK VALVE | 2.000 | PC | | | | | | | | | | | | | | | | | | | | | | | | | | | | | | | | | | | | | | | | | | | | | | | | | | | | | | | | | | | | | | | | | | | | | | | |
| VL1166A0 | BB6-AR6 L FITTING | 1.000 | PC | | | | | | | | | | | | | | | | | | | | | | | | | | | | | | | | | | | | | | | | | | | | | | | | | | | | | | | | | | | | | | | | | | | | | | | |
| VL1174C0 | D1.2 MM CALIBRATED D1.2 MM | 1.000 | PC | | | | | | | | | | | | | | | | | | | | | | | | | | | | | | | | | | | | | | | | | | | | | | | | | | | | | | | | | | | | | | | | | | | | | | | |
| VL1191A0 | ONE WASHING DISTRIBUTOR OUTLETS KIT | 1.000 | PC | | | | | | | | | | | | | | | | | | | | | | | | | | | | | | | | | | | | | | | | | | | | | | | | | | | | | | | | | | | | | | | | | | | | | | | |
| VL1214A0 | BAYONET - 6mm BARBED NRV VALVE | 1.000 | PC | | | | | | | | | | | | | | | | | | | | | | | | | | | | | | | | | | | | | | | | | | | | | | | | | | | | | | | | | | | | | | | | | | | | | | | |
| VM2172A0 | LOCKING CLIP FOR PUMP WITH CIRCUIT | 2.000 | PC | | | | | | | | | | | | | | | | | | | | | | | | | | | | | | | | | | | | | | | | | | | | | | | | | | | | | | | | | | | | | | | | | | | | | | | |




| COMPONENT | | | SPARE PART | | | | | | | | | | | | | | | | | | | | | | | | | | | | | | | | | | | | | | | | | | | | | | | | | | | | | | |
|-----------|---|---|------------|--|---|------|-------------|-----|-----|----------|-----------------------------|-------|----|----------|-----------------------|-------|----|----------|--------------|-------|----|----------|------------------------|-------|----|----------|--------------------|-------|----|----------|--------------------------|-------|----|----------|--------------------------------|-------|----|----------|--------------------------|-------|----|----------|----------------------------------|-------|----|----------|---------------------------------------|-------|----|----------|---|-------|----|----------|--|-------|----|
| Code | Description | Image | Code | Description | Kit components | | | | | | | | | | | | | | | | | | | | | | | | | | | | | | | | | | | | | | | | | | | | | | | | | | | | |
| VL1019A | VIBRATION DETERGENT PUMP |  | KVL0684A | >12/2019 2-3ROTOR ARM PLUS WASH PUMP KIT | <table border="1"> <thead> <tr> <th>Code</th> <th>Description</th> <th>Qty</th> <th>UOM</th> </tr> </thead> <tbody> <tr> <td>GN1526A0</td> <td>INT. D.=6.9 TH=1.8 O-RIN</td> <td>3.000</td> <td>PC</td> </tr> <tr> <td>RC1019A0</td> <td>D=10 ELASTIC CLAMP</td> <td>4.000</td> <td>PC</td> </tr> <tr> <td>RC1130A0</td> <td>130x2.6 CLAM</td> <td>1.000</td> <td>PC</td> </tr> <tr> <td>RC1131A0</td> <td>200x2.6 BLACK CLAMP</td> <td>3.000</td> <td>PC</td> </tr> <tr> <td>RC1242A0</td> <td>D=10 CLOSED CAP</td> <td>2.000</td> <td>PC</td> </tr> <tr> <td>TB2821A0</td> <td>EPDM 6X10 L=40MM PIPE</td> <td>3.000</td> <td>PC</td> </tr> <tr> <td>VL1019A0</td> <td>VIBRATION DETERGENT PUMP</td> <td>1.000</td> <td>PC</td> </tr> <tr> <td>VL1128A1</td> <td>D6 BARBED CHECK VALVE</td> <td>1.000</td> <td>PC</td> </tr> <tr> <td>VL1174C0</td> <td>D1.2 MM CALIBRATED D1.2 MM</td> <td>1.000</td> <td>PC</td> </tr> <tr> <td>VL1186A0</td> <td>3 WAYS PLUS WASHING DISTRIBUTOR</td> <td>1.000</td> <td>PC</td> </tr> <tr> <td>VL1190A0</td> <td>PLUS WASHING SYSTEM INLET DISTRIBUTOR</td> <td>1.000</td> <td>PC</td> </tr> <tr> <td>VM2172A0</td> <td>LOCKING CLIP FOR PUMP WITH CIRCUIT</td> <td>1.000</td> <td>PC</td> </tr> </tbody> </table> | Code | Description | Qty | UOM | GN1526A0 | INT. D.=6.9 TH=1.8 O-RIN | 3.000 | PC | RC1019A0 | D=10 ELASTIC CLAMP | 4.000 | PC | RC1130A0 | 130x2.6 CLAM | 1.000 | PC | RC1131A0 | 200x2.6 BLACK CLAMP | 3.000 | PC | RC1242A0 | D=10 CLOSED CAP | 2.000 | PC | TB2821A0 | EPDM 6X10 L=40MM PIPE | 3.000 | PC | VL1019A0 | VIBRATION DETERGENT PUMP | 1.000 | PC | VL1128A1 | D6 BARBED CHECK VALVE | 1.000 | PC | VL1174C0 | D1.2 MM CALIBRATED D1.2 MM | 1.000 | PC | VL1186A0 | 3 WAYS PLUS WASHING DISTRIBUTOR | 1.000 | PC | VL1190A0 | PLUS WASHING SYSTEM INLET DISTRIBUTOR | 1.000 | PC | VM2172A0 | LOCKING CLIP FOR PUMP WITH CIRCUIT | 1.000 | PC |
| | | | Code | Description | Qty | UOM | | | | | | | | | | | | | | | | | | | | | | | | | | | | | | | | | | | | | | | | | | | | | | | | | | | |
| GN1526A0 | INT. D.=6.9 TH=1.8 O-RIN | 3.000 | PC | | | | | | | | | | | | | | | | | | | | | | | | | | | | | | | | | | | | | | | | | | | | | | | | | | | | | | |
| RC1019A0 | D=10 ELASTIC CLAMP | 4.000 | PC | | | | | | | | | | | | | | | | | | | | | | | | | | | | | | | | | | | | | | | | | | | | | | | | | | | | | | |
| RC1130A0 | 130x2.6 CLAM | 1.000 | PC | | | | | | | | | | | | | | | | | | | | | | | | | | | | | | | | | | | | | | | | | | | | | | | | | | | | | | |
| RC1131A0 | 200x2.6 BLACK CLAMP | 3.000 | PC | | | | | | | | | | | | | | | | | | | | | | | | | | | | | | | | | | | | | | | | | | | | | | | | | | | | | | |
| RC1242A0 | D=10 CLOSED CAP | 2.000 | PC | | | | | | | | | | | | | | | | | | | | | | | | | | | | | | | | | | | | | | | | | | | | | | | | | | | | | | |
| TB2821A0 | EPDM 6X10 L=40MM PIPE | 3.000 | PC | | | | | | | | | | | | | | | | | | | | | | | | | | | | | | | | | | | | | | | | | | | | | | | | | | | | | | |
| VL1019A0 | VIBRATION DETERGENT PUMP | 1.000 | PC | | | | | | | | | | | | | | | | | | | | | | | | | | | | | | | | | | | | | | | | | | | | | | | | | | | | | | |
| VL1128A1 | D6 BARBED CHECK VALVE | 1.000 | PC | | | | | | | | | | | | | | | | | | | | | | | | | | | | | | | | | | | | | | | | | | | | | | | | | | | | | | |
| VL1174C0 | D1.2 MM CALIBRATED D1.2 MM | 1.000 | PC | | | | | | | | | | | | | | | | | | | | | | | | | | | | | | | | | | | | | | | | | | | | | | | | | | | | | | |
| VL1186A0 | 3 WAYS PLUS WASHING DISTRIBUTOR | 1.000 | PC | | | | | | | | | | | | | | | | | | | | | | | | | | | | | | | | | | | | | | | | | | | | | | | | | | | | | | |
| VL1190A0 | PLUS WASHING SYSTEM INLET DISTRIBUTOR | 1.000 | PC | | | | | | | | | | | | | | | | | | | | | | | | | | | | | | | | | | | | | | | | | | | | | | | | | | | | | | |
| VM2172A0 | LOCKING CLIP FOR PUMP WITH CIRCUIT | 1.000 | PC | | | | | | | | | | | | | | | | | | | | | | | | | | | | | | | | | | | | | | | | | | | | | | | | | | | | | | |
| | | | KVL0683A | >12/2019 1 ROTOR ARM PLUS WASH PUMP KIT | <table border="1"> <thead> <tr> <th>Code</th> <th>Description</th> <th>Qty</th> <th>UOM</th> </tr> </thead> <tbody> <tr> <td>GN1526A0</td> <td>INT. D.=6.9 TH=1.8 O-RIN</td> <td>2.000</td> <td>PC</td> </tr> <tr> <td>RC1019A0</td> <td>D=10 ELASTIC CLAMP</td> <td>4.000</td> <td>PC</td> </tr> <tr> <td>RC1130A0</td> <td>130x2.6 CLAM</td> <td>1.000</td> <td>PC</td> </tr> <tr> <td>RC1131A0</td> <td>200x2.6 BLACK CLAMP</td> <td>2.000</td> <td>PC</td> </tr> <tr> <td>RC1242A0</td> <td>D=10 CLOSED CAP</td> <td>2.000</td> <td>PC</td> </tr> <tr> <td>TB2821A0</td> <td>EPDM 6X10 L=40MM PIPE</td> <td>3.000</td> <td>PC</td> </tr> <tr> <td>VL1019A0</td> <td>VIBRATION DETERGENT PUMP</td> <td>1.000</td> <td>PC</td> </tr> <tr> <td>VL1128A1</td> <td>D6 BARBED CHECK VALVE</td> <td>1.000</td> <td>PC</td> </tr> <tr> <td>VL1174C0</td> <td>D1.2 MM CALIBRATED D1.2 MM</td> <td>1.000</td> <td>PC</td> </tr> <tr> <td>VL1185A0</td> <td>2 WAYS PLUS WASHING DISTRIBUTOR</td> <td>1.000</td> <td>PC</td> </tr> </tbody> </table> | Code | Description | Qty | UOM | GN1526A0 | INT. D.=6.9 TH=1.8 O-RIN | 2.000 | PC | RC1019A0 | D=10 ELASTIC CLAMP | 4.000 | PC | RC1130A0 | 130x2.6 CLAM | 1.000 | PC | RC1131A0 | 200x2.6 BLACK CLAMP | 2.000 | PC | RC1242A0 | D=10 CLOSED CAP | 2.000 | PC | TB2821A0 | EPDM 6X10 L=40MM PIPE | 3.000 | PC | VL1019A0 | VIBRATION DETERGENT PUMP | 1.000 | PC | VL1128A1 | D6 BARBED CHECK VALVE | 1.000 | PC | VL1174C0 | D1.2 MM CALIBRATED D1.2 MM | 1.000 | PC | VL1185A0 | 2 WAYS PLUS WASHING DISTRIBUTOR | 1.000 | PC | | | | | | | | |
| Code | Description | Qty | UOM | | | | | | | | | | | | | | | | | | | | | | | | | | | | | | | | | | | | | | | | | | | | | | | | | | | | | | |
| GN1526A0 | INT. D.=6.9 TH=1.8 O-RIN | 2.000 | PC | | | | | | | | | | | | | | | | | | | | | | | | | | | | | | | | | | | | | | | | | | | | | | | | | | | | | | |
| RC1019A0 | D=10 ELASTIC CLAMP | 4.000 | PC | | | | | | | | | | | | | | | | | | | | | | | | | | | | | | | | | | | | | | | | | | | | | | | | | | | | | | |
| RC1130A0 | 130x2.6 CLAM | 1.000 | PC | | | | | | | | | | | | | | | | | | | | | | | | | | | | | | | | | | | | | | | | | | | | | | | | | | | | | | |
| RC1131A0 | 200x2.6 BLACK CLAMP | 2.000 | PC | | | | | | | | | | | | | | | | | | | | | | | | | | | | | | | | | | | | | | | | | | | | | | | | | | | | | | |
| RC1242A0 | D=10 CLOSED CAP | 2.000 | PC | | | | | | | | | | | | | | | | | | | | | | | | | | | | | | | | | | | | | | | | | | | | | | | | | | | | | | |
| TB2821A0 | EPDM 6X10 L=40MM PIPE | 3.000 | PC | | | | | | | | | | | | | | | | | | | | | | | | | | | | | | | | | | | | | | | | | | | | | | | | | | | | | | |
| VL1019A0 | VIBRATION DETERGENT PUMP | 1.000 | PC | | | | | | | | | | | | | | | | | | | | | | | | | | | | | | | | | | | | | | | | | | | | | | | | | | | | | | |
| VL1128A1 | D6 BARBED CHECK VALVE | 1.000 | PC | | | | | | | | | | | | | | | | | | | | | | | | | | | | | | | | | | | | | | | | | | | | | | | | | | | | | | |
| VL1174C0 | D1.2 MM CALIBRATED D1.2 MM | 1.000 | PC | | | | | | | | | | | | | | | | | | | | | | | | | | | | | | | | | | | | | | | | | | | | | | | | | | | | | | |
| VL1185A0 | 2 WAYS PLUS WASHING DISTRIBUTOR | 1.000 | PC | | | | | | | | | | | | | | | | | | | | | | | | | | | | | | | | | | | | | | | | | | | | | | | | | | | | | | |






| COMPONENT | | | SPARE PART | | | | | | | | | | | | | | | | | | | | | | | | | | | | | | | | | | | | | | | | | | | |
|-----------|---|--|------------|---|--|------|-------------|---|-------|----------|---|---|-------|----------|--|--|-------|----|----------|-----------------------------|-------|----|----------|--------------------------------|-------|----|----------|--|-------|----|----------|--------------------------|-------|----|----------|----------------------------------|-------|----|----------|--|-------|----|----------|--|-------|----|
| Code | Description | Image | Code | Description | Kit components | | | | | | | | | | | | | | | | | | | | | | | | | | | | | | | | | | | | | | | | | |
| VL1019A | VIBRATION DETERGENT PUMP |  | KVL0683A | >12/2019 1 ROTOR ARM PLUS WASH PUMP KIT | <table border="1"> <thead> <tr> <th>Code</th> <th>Description</th> <th>Qty</th> <th>UOM</th> </tr> </thead> <tbody> <tr> <td>VL1190A0</td> <td>PLUS WASHING SYSTEM INLET DISTRIBUTOR</td> <td>1.000</td> <td>PC</td> </tr> <tr> <td>VM2172A0</td> <td>LOCKING CLIP FOR PUMP WITH CIRCUIT</td> <td>1.000</td> <td>PC</td> </tr> </tbody> </table> | Code | Description | Qty | UOM | VL1190A0 | PLUS WASHING SYSTEM INLET DISTRIBUTOR | 1.000 | PC | VM2172A0 | LOCKING CLIP FOR PUMP WITH CIRCUIT | 1.000 | PC | | | | | | | | | | | | | | | | | | | | | | | | | | | | | |
| | | | Code | Description | Qty | UOM | | | | | | | | | | | | | | | | | | | | | | | | | | | | | | | | | | | | | | | | |
| | | | VL1190A0 | PLUS WASHING SYSTEM INLET DISTRIBUTOR | 1.000 | PC | | | | | | | | | | | | | | | | | | | | | | | | | | | | | | | | | | | | | | | | |
| VM2172A0 | LOCKING CLIP FOR PUMP WITH CIRCUIT | 1.000 | PC | | | | | | | | | | | | | | | | | | | | | | | | | | | | | | | | | | | | | | | | | | | |
| KVL0682A | >12/2019 ONE/HOODS WASHING SYST PUMP KIT | <table border="1"> <thead> <tr> <th>Code</th> <th>Description</th> <th>Qty</th> <th>UOM</th> </tr> </thead> <tbody> <tr> <td>GN1526A0</td> <td>INT. D.=6.9 TH=1.8 O-RIN</td> <td>1.000</td> <td>PC</td> </tr> <tr> <td>RC1019A0</td> <td>D=10 ELASTIC CLAMP</td> <td>6.000</td> <td>PC</td> </tr> <tr> <td>RC1242A0</td> <td>D=10 CLOSED CAP</td> <td>2.000</td> <td>PC</td> </tr> <tr> <td>TB2821A0</td> <td>EPDM 6X10 L=40MM PIPE</td> <td>3.000</td> <td>PC</td> </tr> <tr> <td>VL1019A0</td> <td>VIBRATION DETERGENT PUMP</td> <td>1.000</td> <td>PC</td> </tr> <tr> <td>VL1054B0</td> <td>ONE WASHING SYS INLET DISTRIBUTOR</td> <td>1.000</td> <td>PC</td> </tr> <tr> <td>VL1128A1</td> <td>D6 BARBED CHECK VALVE</td> <td>1.000</td> <td>PC</td> </tr> <tr> <td>VL1174C0</td> <td>D1.2 MM CALIBRATED D1.2 MM</td> <td>1.000</td> <td>PC</td> </tr> <tr> <td>VL1191A0</td> <td>ONE WASHING DISTRIBUTOR OUTLETS KIT</td> <td>1.000</td> <td>PC</td> </tr> <tr> <td>VM2172A0</td> <td>LOCKING CLIP FOR PUMP WITH CIRCUIT</td> <td>1.000</td> <td>PC</td> </tr> </tbody> </table> | Code | Description | Qty | UOM | GN1526A0 | INT. D.=6.9 TH=1.8 O-RIN | 1.000 | PC | RC1019A0 | D=10 ELASTIC CLAMP | 6.000 | PC | RC1242A0 | D=10 CLOSED CAP | 2.000 | PC | TB2821A0 | EPDM 6X10 L=40MM PIPE | 3.000 | PC | VL1019A0 | VIBRATION DETERGENT PUMP | 1.000 | PC | VL1054B0 | ONE WASHING SYS INLET DISTRIBUTOR | 1.000 | PC | VL1128A1 | D6 BARBED CHECK VALVE | 1.000 | PC | VL1174C0 | D1.2 MM CALIBRATED D1.2 MM | 1.000 | PC | VL1191A0 | ONE WASHING DISTRIBUTOR OUTLETS KIT | 1.000 | PC | VM2172A0 | LOCKING CLIP FOR PUMP WITH CIRCUIT | 1.000 | PC |
| Code | Description | Qty | UOM | | | | | | | | | | | | | | | | | | | | | | | | | | | | | | | | | | | | | | | | | | | |
| GN1526A0 | INT. D.=6.9 TH=1.8 O-RIN | 1.000 | PC | | | | | | | | | | | | | | | | | | | | | | | | | | | | | | | | | | | | | | | | | | | |
| RC1019A0 | D=10 ELASTIC CLAMP | 6.000 | PC | | | | | | | | | | | | | | | | | | | | | | | | | | | | | | | | | | | | | | | | | | | |
| RC1242A0 | D=10 CLOSED CAP | 2.000 | PC | | | | | | | | | | | | | | | | | | | | | | | | | | | | | | | | | | | | | | | | | | | |
| TB2821A0 | EPDM 6X10 L=40MM PIPE | 3.000 | PC | | | | | | | | | | | | | | | | | | | | | | | | | | | | | | | | | | | | | | | | | | | |
| VL1019A0 | VIBRATION DETERGENT PUMP | 1.000 | PC | | | | | | | | | | | | | | | | | | | | | | | | | | | | | | | | | | | | | | | | | | | |
| VL1054B0 | ONE WASHING SYS INLET DISTRIBUTOR | 1.000 | PC | | | | | | | | | | | | | | | | | | | | | | | | | | | | | | | | | | | | | | | | | | | |
| VL1128A1 | D6 BARBED CHECK VALVE | 1.000 | PC | | | | | | | | | | | | | | | | | | | | | | | | | | | | | | | | | | | | | | | | | | | |
| VL1174C0 | D1.2 MM CALIBRATED D1.2 MM | 1.000 | PC | | | | | | | | | | | | | | | | | | | | | | | | | | | | | | | | | | | | | | | | | | | |
| VL1191A0 | ONE WASHING DISTRIBUTOR OUTLETS KIT | 1.000 | PC | | | | | | | | | | | | | | | | | | | | | | | | | | | | | | | | | | | | | | | | | | | |
| VM2172A0 | LOCKING CLIP FOR PUMP WITH CIRCUIT | 1.000 | PC | | | | | | | | | | | | | | | | | | | | | | | | | | | | | | | | | | | | | | | | | | | |
| KVL0001A | LM TOP CLEANING SYSTEM KIT | <table border="1"> <thead> <tr> <th>Code</th> <th>Description</th> <th>Qty</th> <th>UOM</th> </tr> </thead> <tbody> <tr> <td>0H1226B0</td> <td>LineMissTop WASHING SYTEM CIRCUIT COVE</td> <td>1.000</td> <td>PC</td> </tr> <tr> <td>EL1436B0</td> <td>JG D8-BARBED D6 NRV WATER SOLENOID</td> <td>1.000</td> <td>PC</td> </tr> <tr> <td>GN1312A0</td> <td>RUBBER CABLE-PASSI NG DE=26 DI=15 SP=10</td> <td>1.000</td> <td>PC</td> </tr> <tr> <td>GN1526A0</td> <td>INT. D.=6.9 TH=1.8 O-RIN</td> <td>1.000</td> <td>PC</td> </tr> <tr> <td>RC1019A0</td> <td>D=10 ELASTIC CLAMP</td> <td>5.000</td> <td>PC</td> </tr> </tbody> </table> | Code | Description | Qty | UOM | 0H1226B0 | LineMissTop WASHING SYTEM CIRCUIT COVE | 1.000 | PC | EL1436B0 | JG D8-BARBED D6 NRV WATER SOLENOID | 1.000 | PC | GN1312A0 | RUBBER CABLE-PASSI NG DE=26 DI=15 SP=10 | 1.000 | PC | GN1526A0 | INT. D.=6.9 TH=1.8 O-RIN | 1.000 | PC | RC1019A0 | D=10 ELASTIC CLAMP | 5.000 | PC | | | | | | | | | | | | | | | | | | | | |
| Code | Description | Qty | UOM | | | | | | | | | | | | | | | | | | | | | | | | | | | | | | | | | | | | | | | | | | | |
| 0H1226B0 | LineMissTop WASHING SYTEM CIRCUIT COVE | 1.000 | PC | | | | | | | | | | | | | | | | | | | | | | | | | | | | | | | | | | | | | | | | | | | |
| EL1436B0 | JG D8-BARBED D6 NRV WATER SOLENOID | 1.000 | PC | | | | | | | | | | | | | | | | | | | | | | | | | | | | | | | | | | | | | | | | | | | |
| GN1312A0 | RUBBER CABLE-PASSI NG DE=26 DI=15 SP=10 | 1.000 | PC | | | | | | | | | | | | | | | | | | | | | | | | | | | | | | | | | | | | | | | | | | | |
| GN1526A0 | INT. D.=6.9 TH=1.8 O-RIN | 1.000 | PC | | | | | | | | | | | | | | | | | | | | | | | | | | | | | | | | | | | | | | | | | | | |
| RC1019A0 | D=10 ELASTIC CLAMP | 5.000 | PC | | | | | | | | | | | | | | | | | | | | | | | | | | | | | | | | | | | | | | | | | | | |





| COMPONENT | | | SPARE PART | | | | | | | | | | | | | | | | | | | | | | | | | | | | | | | | | | | | | | | | | | | | | | | | | | | | | | | | | | | | | | | | | | | | | | | | | | |
|-----------|-----------------------------|---|------------|-------------------------------|---|--|-------------|-----|-----|----------|--------------------|-------|----|----------|----------------------------|-------|----|----------|--|-------|----|----------|---|-------|----|----------|--------------------------|-------|----|----------|--------------------------------------|-------|----|----------|--------------------------------|-------|----|----------|---|-------|----|----------|--|-------|----|----------|--|-------|----|----------|---|-------|----|----------|------------------------------------|-------|----|----------|--------------------------|-------|----|----------|--------------------------------------|-------|----|----------|-----------------------------------|-------|----|----------|--|-------|----|----------|--|-------|----|
| Code | Description | Image | Code | Description | Kit components | | | | | | | | | | | | | | | | | | | | | | | | | | | | | | | | | | | | | | | | | | | | | | | | | | | | | | | | | | | | | | | | | | | | | | | | |
| VL1019A | VIBRATION DETERGENT PUMP |  | KVL0001A | LM TOP CLEANING SYSTEM KIT | <table border="1"> <thead> <tr> <th>Code</th> <th>Description</th> <th>Qty</th> <th>UOM</th> </tr> </thead> <tbody> <tr> <td>RC1242A0</td> <td>D=10 CLOSED CAP</td> <td>2.000</td> <td>PC</td> </tr> <tr> <td>RC1381A0</td> <td>BIFILAR PIPE CLIP D10.7</td> <td>3.000</td> <td>PC</td> </tr> <tr> <td>TB1114A1</td> <td>TB2820A-LM TOP DETERGENT PIPE COIL ROTOR</td> <td>1.000</td> <td>PC</td> </tr> <tr> <td>TB1116A0</td> <td>TB2343A-DETE RGENT HOLD DOWN WEIGHT PIPE</td> <td>1.000</td> <td>PC</td> </tr> <tr> <td>TB2821A0</td> <td>EPDM 6X10 L=40MM PIPE</td> <td>1.000</td> <td>PC</td> </tr> <tr> <td>VI1220A1</td> <td>4,2x12 TCB SELF-TAPPIN G SCREW</td> <td>1.000</td> <td>PC</td> </tr> <tr> <td>VL1019A0</td> <td>VIBRATION DETERGENT PUMP</td> <td>1.000</td> <td>PC</td> </tr> <tr> <td>VL1047A1</td> <td>D6 PIPE HOLDER - D8 J.G. TERMINAL</td> <td>1.000</td> <td>PC</td> </tr> <tr> <td>VL1053B0</td> <td>ONE WASHING SYS EXT DISTRIBUTOR</td> <td>1.000</td> <td>PC</td> </tr> <tr> <td>VL1054B0</td> <td>ONE WASHING SYS INLET DISTRIBUTOR</td> <td>1.000</td> <td>PC</td> </tr> <tr> <td>VL1061A0</td> <td>HOLD DOWN WEIGHT+NET FILTER+NON- RET. V.</td> <td>1.000</td> <td>PC</td> </tr> <tr> <td>VL1090A0</td> <td>1LT TANK UNOX.DET&RI NSE CAP</td> <td>1.000</td> <td>PC</td> </tr> <tr> <td>VL1128A1</td> <td>D6 BARBED CHECK VALVE</td> <td>2.000</td> <td>PC</td> </tr> <tr> <td>VM1066A0</td> <td>SADDLE CLIP FOR CABLES PASSING</td> <td>3.000</td> <td>PC</td> </tr> <tr> <td>VM1088A0</td> <td>NYLON CLICK CLAMP D7.9-D9.2</td> <td>1.000</td> <td>PC</td> </tr> <tr> <td>VM1605A0</td> <td>CLIP TWIST LOCK DIAM. 10.2-12.7 MM</td> <td>1.000</td> <td>PC</td> </tr> <tr> <td>VM2172A0</td> <td>LOCKING CLIP FOR PUMP WITH CIRCUIT</td> <td>1.000</td> <td>PC</td> </tr> </tbody> </table> | Code | Description | Qty | UOM | RC1242A0 | D=10 CLOSED CAP | 2.000 | PC | RC1381A0 | BIFILAR PIPE CLIP D10.7 | 3.000 | PC | TB1114A1 | TB2820A-LM TOP DETERGENT PIPE COIL ROTOR | 1.000 | PC | TB1116A0 | TB2343A-DETE RGENT HOLD DOWN WEIGHT PIPE | 1.000 | PC | TB2821A0 | EPDM 6X10 L=40MM PIPE | 1.000 | PC | VI1220A1 | 4,2x12 TCB SELF-TAPPIN G SCREW | 1.000 | PC | VL1019A0 | VIBRATION DETERGENT PUMP | 1.000 | PC | VL1047A1 | D6 PIPE HOLDER - D8 J.G. TERMINAL | 1.000 | PC | VL1053B0 | ONE WASHING SYS EXT DISTRIBUTOR | 1.000 | PC | VL1054B0 | ONE WASHING SYS INLET DISTRIBUTOR | 1.000 | PC | VL1061A0 | HOLD DOWN WEIGHT+NET FILTER+NON- RET. V. | 1.000 | PC | VL1090A0 | 1LT TANK UNOX.DET&RI NSE CAP | 1.000 | PC | VL1128A1 | D6 BARBED CHECK VALVE | 2.000 | PC | VM1066A0 | SADDLE CLIP FOR CABLES PASSING | 3.000 | PC | VM1088A0 | NYLON CLICK CLAMP D7.9-D9.2 | 1.000 | PC | VM1605A0 | CLIP TWIST LOCK DIAM. 10.2-12.7 MM | 1.000 | PC | VM2172A0 | LOCKING CLIP FOR PUMP WITH CIRCUIT | 1.000 | PC |
| | | | | | Code | Description | Qty | UOM | | | | | | | | | | | | | | | | | | | | | | | | | | | | | | | | | | | | | | | | | | | | | | | | | | | | | | | | | | | | | | | | | | | | | |
| | | | | | RC1242A0 | D=10 CLOSED CAP | 2.000 | PC | | | | | | | | | | | | | | | | | | | | | | | | | | | | | | | | | | | | | | | | | | | | | | | | | | | | | | | | | | | | | | | | | | | | | |
| | | | | | RC1381A0 | BIFILAR PIPE CLIP D10.7 | 3.000 | PC | | | | | | | | | | | | | | | | | | | | | | | | | | | | | | | | | | | | | | | | | | | | | | | | | | | | | | | | | | | | | | | | | | | | | |
| | | | | | TB1114A1 | TB2820A-LM TOP DETERGENT PIPE COIL ROTOR | 1.000 | PC | | | | | | | | | | | | | | | | | | | | | | | | | | | | | | | | | | | | | | | | | | | | | | | | | | | | | | | | | | | | | | | | | | | | | |
| | | | | | TB1116A0 | TB2343A-DETE RGENT HOLD DOWN WEIGHT PIPE | 1.000 | PC | | | | | | | | | | | | | | | | | | | | | | | | | | | | | | | | | | | | | | | | | | | | | | | | | | | | | | | | | | | | | | | | | | | | | |
| | | | | | TB2821A0 | EPDM 6X10 L=40MM PIPE | 1.000 | PC | | | | | | | | | | | | | | | | | | | | | | | | | | | | | | | | | | | | | | | | | | | | | | | | | | | | | | | | | | | | | | | | | | | | | |
| | | | | | VI1220A1 | 4,2x12 TCB SELF-TAPPIN G SCREW | 1.000 | PC | | | | | | | | | | | | | | | | | | | | | | | | | | | | | | | | | | | | | | | | | | | | | | | | | | | | | | | | | | | | | | | | | | | | | |
| | | | | | VL1019A0 | VIBRATION DETERGENT PUMP | 1.000 | PC | | | | | | | | | | | | | | | | | | | | | | | | | | | | | | | | | | | | | | | | | | | | | | | | | | | | | | | | | | | | | | | | | | | | | |
| | | | | | VL1047A1 | D6 PIPE HOLDER - D8 J.G. TERMINAL | 1.000 | PC | | | | | | | | | | | | | | | | | | | | | | | | | | | | | | | | | | | | | | | | | | | | | | | | | | | | | | | | | | | | | | | | | | | | | |
| | | | | | VL1053B0 | ONE WASHING SYS EXT DISTRIBUTOR | 1.000 | PC | | | | | | | | | | | | | | | | | | | | | | | | | | | | | | | | | | | | | | | | | | | | | | | | | | | | | | | | | | | | | | | | | | | | | |
| | | | | | VL1054B0 | ONE WASHING SYS INLET DISTRIBUTOR | 1.000 | PC | | | | | | | | | | | | | | | | | | | | | | | | | | | | | | | | | | | | | | | | | | | | | | | | | | | | | | | | | | | | | | | | | | | | | |
| | | | | | VL1061A0 | HOLD DOWN WEIGHT+NET FILTER+NON- RET. V. | 1.000 | PC | | | | | | | | | | | | | | | | | | | | | | | | | | | | | | | | | | | | | | | | | | | | | | | | | | | | | | | | | | | | | | | | | | | | | |
| | | | | | VL1090A0 | 1LT TANK UNOX.DET&RI NSE CAP | 1.000 | PC | | | | | | | | | | | | | | | | | | | | | | | | | | | | | | | | | | | | | | | | | | | | | | | | | | | | | | | | | | | | | | | | | | | | | |
| | | | | | VL1128A1 | D6 BARBED CHECK VALVE | 2.000 | PC | | | | | | | | | | | | | | | | | | | | | | | | | | | | | | | | | | | | | | | | | | | | | | | | | | | | | | | | | | | | | | | | | | | | | |
| | | | | | VM1066A0 | SADDLE CLIP FOR CABLES PASSING | 3.000 | PC | | | | | | | | | | | | | | | | | | | | | | | | | | | | | | | | | | | | | | | | | | | | | | | | | | | | | | | | | | | | | | | | | | | | | |
| | | | | | VM1088A0 | NYLON CLICK CLAMP D7.9-D9.2 | 1.000 | PC | | | | | | | | | | | | | | | | | | | | | | | | | | | | | | | | | | | | | | | | | | | | | | | | | | | | | | | | | | | | | | | | | | | | | |
| | | | | | VM1605A0 | CLIP TWIST LOCK DIAM. 10.2-12.7 MM | 1.000 | PC | | | | | | | | | | | | | | | | | | | | | | | | | | | | | | | | | | | | | | | | | | | | | | | | | | | | | | | | | | | | | | | | | | | | | |
| | | | | | VM2172A0 | LOCKING CLIP FOR PUMP WITH CIRCUIT | 1.000 | PC | | | | | | | | | | | | | | | | | | | | | | | | | | | | | | | | | | | | | | | | | | | | | | | | | | | | | | | | | | | | | | | | | | | | | |




| COMPONENT | | | SPARE PART | | | | | | | | | | | | | | | | | | | | | | | | | | | | | | | | | | | | | | | | | | | | | | | | | | | | | | |
|-----------|---|---|------------|------------------------------------|---|------|-------------|-----|-----|----------|--------------------------------|-------|----|----------|-----------------------------------|-------|----|----------|--|-------|----|----------|---------------------------|-------|----|----------|-------------------------------|-------|----|----------|--------------------|--------|----|----------|---------------|-------|----|----------|---------------------|-------|----|----------|-----------------|-------|----|----------|---|-------|----|----------|-----------------------|-------|----|----------|---------------------------------|-------|----|
| Code | Description | Image | Code | Description | Kit components | | | | | | | | | | | | | | | | | | | | | | | | | | | | | | | | | | | | | | | | | | | | | | | | | | | | |
| VL1128A | D6 BARBED CHECK VALVE |  | KVL1128A | D6 VNR BARBED VALVE KIT | <table border="1"> <thead> <tr> <th>Code</th> <th>Description</th> <th>Qty</th> <th>UOM</th> </tr> </thead> <tbody> <tr> <td>RC1019A0</td> <td>D=10 ELASTIC CLAMP</td> <td>4.000</td> <td>PC</td> </tr> <tr> <td>TB2820A0</td> <td>6X10 EPDM PIPE FOR WASHING SYSTEM</td> <td>0.080</td> <td>M</td> </tr> <tr> <td>VL1128A1</td> <td>D6 BARBED CHECK VALVE</td> <td>1.000</td> <td>PC</td> </tr> </tbody> </table> | Code | Description | Qty | UOM | RC1019A0 | D=10 ELASTIC CLAMP | 4.000 | PC | TB2820A0 | 6X10 EPDM PIPE FOR WASHING SYSTEM | 0.080 | M | VL1128A1 | D6 BARBED CHECK VALVE | 1.000 | PC | | | | | | | | | | | | | | | | | | | | | | | | | | | | | | | | | | | | |
| Code | Description | Qty | UOM | | | | | | | | | | | | | | | | | | | | | | | | | | | | | | | | | | | | | | | | | | | | | | | | | | | | | | |
| RC1019A0 | D=10 ELASTIC CLAMP | 4.000 | PC | | | | | | | | | | | | | | | | | | | | | | | | | | | | | | | | | | | | | | | | | | | | | | | | | | | | | | |
| TB2820A0 | 6X10 EPDM PIPE FOR WASHING SYSTEM | 0.080 | M | | | | | | | | | | | | | | | | | | | | | | | | | | | | | | | | | | | | | | | | | | | | | | | | | | | | | | |
| VL1128A1 | D6 BARBED CHECK VALVE | 1.000 | PC | | | | | | | | | | | | | | | | | | | | | | | | | | | | | | | | | | | | | | | | | | | | | | | | | | | | | | |
| VL1174C | D1.2 MM CALIBRATED D1.2 M |  | VL1174C0 | D1.2 MM CALIBRATED D1.2 M | | | | | | | | | | | | | | | | | | | | | | | | | | | | | | | | | | | | | | | | | | | | | | | | | | | | | |
| VL1185A | 2 WAYS PLUS WASHING DISTRIBUTOR |  | KVL1213A | US PLUS COMPACT WASHING SYSTEM KIT | <table border="1"> <thead> <tr> <th>Code</th> <th>Description</th> <th>Qty</th> <th>UOM</th> </tr> </thead> <tbody> <tr> <td>0H2428A2</td> <td>XECC PLUS WASHING CIRCUIT PLAT</td> <td>1.000</td> <td>PC</td> </tr> <tr> <td>EL1450A0</td> <td>US SELF-CLEANING WATER SOLENOID</td> <td>3.000</td> <td>PC</td> </tr> <tr> <td>GN1312A0</td> <td>RUBBER CABLE-PASSING DE=26 DI=15 SP=10</td> <td>1.000</td> <td>PC</td> </tr> <tr> <td>GN1526A0</td> <td>INT. D.=6.9 TH=1.8 O-RING</td> <td>7.000</td> <td>PC</td> </tr> <tr> <td>RC1018A0</td> <td>ZINC PLATED D12 ELASTIC CLAMP</td> <td>2.000</td> <td>PC</td> </tr> <tr> <td>RC1019A0</td> <td>D=10 ELASTIC CLAMP</td> <td>14.000</td> <td>PC</td> </tr> <tr> <td>RC1130A0</td> <td>130x2.6 CLAMP</td> <td>1.000</td> <td>PC</td> </tr> <tr> <td>RC1131A0</td> <td>200x2.6 BLACK CLAMP</td> <td>1.000</td> <td>PC</td> </tr> <tr> <td>RC1242A0</td> <td>D=10 CLOSED CAP</td> <td>2.000</td> <td>PC</td> </tr> <tr> <td>RC1356A0</td> <td>"STRAIGHT THREADED FEMALE END 8x1/4" BS</td> <td>1.000</td> <td>PC</td> </tr> <tr> <td>TB2821A0</td> <td>EPDM 6X10 L=40MM PIPE</td> <td>6.000</td> <td>PC</td> </tr> <tr> <td>TB3004A0</td> <td>TB2820A L=550mm EPDM BLACK PIPE</td> <td>1.000</td> <td>PC</td> </tr> </tbody> </table> | Code | Description | Qty | UOM | 0H2428A2 | XECC PLUS WASHING CIRCUIT PLAT | 1.000 | PC | EL1450A0 | US SELF-CLEANING WATER SOLENOID | 3.000 | PC | GN1312A0 | RUBBER CABLE-PASSING DE=26 DI=15 SP=10 | 1.000 | PC | GN1526A0 | INT. D.=6.9 TH=1.8 O-RING | 7.000 | PC | RC1018A0 | ZINC PLATED D12 ELASTIC CLAMP | 2.000 | PC | RC1019A0 | D=10 ELASTIC CLAMP | 14.000 | PC | RC1130A0 | 130x2.6 CLAMP | 1.000 | PC | RC1131A0 | 200x2.6 BLACK CLAMP | 1.000 | PC | RC1242A0 | D=10 CLOSED CAP | 2.000 | PC | RC1356A0 | "STRAIGHT THREADED FEMALE END 8x1/4" BS | 1.000 | PC | TB2821A0 | EPDM 6X10 L=40MM PIPE | 6.000 | PC | TB3004A0 | TB2820A L=550mm EPDM BLACK PIPE | 1.000 | PC |
| Code | Description | Qty | UOM | | | | | | | | | | | | | | | | | | | | | | | | | | | | | | | | | | | | | | | | | | | | | | | | | | | | | | |
| 0H2428A2 | XECC PLUS WASHING CIRCUIT PLAT | 1.000 | PC | | | | | | | | | | | | | | | | | | | | | | | | | | | | | | | | | | | | | | | | | | | | | | | | | | | | | | |
| EL1450A0 | US SELF-CLEANING WATER SOLENOID | 3.000 | PC | | | | | | | | | | | | | | | | | | | | | | | | | | | | | | | | | | | | | | | | | | | | | | | | | | | | | | |
| GN1312A0 | RUBBER CABLE-PASSING DE=26 DI=15 SP=10 | 1.000 | PC | | | | | | | | | | | | | | | | | | | | | | | | | | | | | | | | | | | | | | | | | | | | | | | | | | | | | | |
| GN1526A0 | INT. D.=6.9 TH=1.8 O-RING | 7.000 | PC | | | | | | | | | | | | | | | | | | | | | | | | | | | | | | | | | | | | | | | | | | | | | | | | | | | | | | |
| RC1018A0 | ZINC PLATED D12 ELASTIC CLAMP | 2.000 | PC | | | | | | | | | | | | | | | | | | | | | | | | | | | | | | | | | | | | | | | | | | | | | | | | | | | | | | |
| RC1019A0 | D=10 ELASTIC CLAMP | 14.000 | PC | | | | | | | | | | | | | | | | | | | | | | | | | | | | | | | | | | | | | | | | | | | | | | | | | | | | | | |
| RC1130A0 | 130x2.6 CLAMP | 1.000 | PC | | | | | | | | | | | | | | | | | | | | | | | | | | | | | | | | | | | | | | | | | | | | | | | | | | | | | | |
| RC1131A0 | 200x2.6 BLACK CLAMP | 1.000 | PC | | | | | | | | | | | | | | | | | | | | | | | | | | | | | | | | | | | | | | | | | | | | | | | | | | | | | | |
| RC1242A0 | D=10 CLOSED CAP | 2.000 | PC | | | | | | | | | | | | | | | | | | | | | | | | | | | | | | | | | | | | | | | | | | | | | | | | | | | | | | |
| RC1356A0 | "STRAIGHT THREADED FEMALE END 8x1/4" BS | 1.000 | PC | | | | | | | | | | | | | | | | | | | | | | | | | | | | | | | | | | | | | | | | | | | | | | | | | | | | | | |
| TB2821A0 | EPDM 6X10 L=40MM PIPE | 6.000 | PC | | | | | | | | | | | | | | | | | | | | | | | | | | | | | | | | | | | | | | | | | | | | | | | | | | | | | | |
| TB3004A0 | TB2820A L=550mm EPDM BLACK PIPE | 1.000 | PC | | | | | | | | | | | | | | | | | | | | | | | | | | | | | | | | | | | | | | | | | | | | | | | | | | | | | | |




| COMPONENT | | | SPARE PART | | | | | | | | | | | | | | | | | | | | | | | | | | | | | | | | | | | | | | | | | | | | | | | | | | | | | | | | | | | | | | | | | | | | | | | | | | | | | | | | | |
|-----------|---|---|------------|------------------------------------|--|------|-------------|-----|-----|----------|--------------------------------------|-------|----|----------|--|-------|----|----------|--------------------------|-------|----|----------|-----------------------------------|-------|----|----------|-----------------------------------|-------|----|----------|-------------------------------|-------|----|----------|---|-------|----|----------|-----------------------|-------|----|----------|--------------------------|-------|----|----------|-------------------|-------|----|----------|----------------------------|-------|----|----------|---------------------------------|-------|----|----------|------------------------------------|-------|----|----------|--------------------------------------|---|------|-------------|-----|-----|----------|--------------------------------|-------|----|----------|---------------------------|-------|----|----------|---|-------|----|----------|--------------------------|-------|----|
| Code | Description | Image | Code | Description | Kit components | | | | | | | | | | | | | | | | | | | | | | | | | | | | | | | | | | | | | | | | | | | | | | | | | | | | | | | | | | | | | | | | | | | | | | | | | | | | | | | |
| VL1185A | 2 WAYS PLUS WASHING DISTRIBUTOR |  | KVL1213A | US PLUS COMPACT WASHING SYSTEM KIT | <table border="1"> <thead> <tr> <th>Code</th> <th>Description</th> <th>Qty</th> <th>UOM</th> </tr> </thead> <tbody> <tr> <td>TB3005B0</td> <td>TB3132A L=550mm EPDM WHITE-BLUE PIPE</td> <td>1.000</td> <td>PC</td> </tr> <tr> <td>TB3469A0</td> <td></td> <td>1.000</td> <td>PC</td> </tr> <tr> <td>VL1019A0</td> <td>VIBRATION DETERGENT PUMP</td> <td>1.000</td> <td>PC</td> </tr> <tr> <td>VL1047A1</td> <td>D6 PIPE HOLDER - D8 J.G. TERMINAL</td> <td>1.000</td> <td>PC</td> </tr> <tr> <td>VL1054B0</td> <td>ONE WASHING SYS INLET DISTRIBUTOR</td> <td>1.000</td> <td>PC</td> </tr> <tr> <td>VL1065A1</td> <td>1/4 MALE N.O. PRESSURE SWITCH</td> <td>1.000</td> <td>PC</td> </tr> <tr> <td>VL1102A1</td> <td>DETERGENT LINE FILTER + BARBED VNR 6 MM</td> <td>1.000</td> <td>PC</td> </tr> <tr> <td>VL1128A1</td> <td>D6 BARBED CHECK VALVE</td> <td>2.000</td> <td>PC</td> </tr> <tr> <td>VL1165A0</td> <td>BAM-BB6 STRAIGHT FITTING</td> <td>1.000</td> <td>PC</td> </tr> <tr> <td>VL1166A0</td> <td>BB6-AR6 L FITTING</td> <td>3.000</td> <td>PC</td> </tr> <tr> <td>VL1174C0</td> <td>D1.2 MM CALIBRATED D1.2 MM</td> <td>1.000</td> <td>PC</td> </tr> <tr> <td>VL1185A0</td> <td>2 WAYS PLUS WASHING DISTRIBUTOR</td> <td>1.000</td> <td>PC</td> </tr> <tr> <td>VM2172A0</td> <td>LOCKING CLIP FOR PUMP WITH CIRCUIT</td> <td>6.000</td> <td>PC</td> </tr> </tbody> </table> | Code | Description | Qty | UOM | TB3005B0 | TB3132A L=550mm EPDM WHITE-BLUE PIPE | 1.000 | PC | TB3469A0 | | 1.000 | PC | VL1019A0 | VIBRATION DETERGENT PUMP | 1.000 | PC | VL1047A1 | D6 PIPE HOLDER - D8 J.G. TERMINAL | 1.000 | PC | VL1054B0 | ONE WASHING SYS INLET DISTRIBUTOR | 1.000 | PC | VL1065A1 | 1/4 MALE N.O. PRESSURE SWITCH | 1.000 | PC | VL1102A1 | DETERGENT LINE FILTER + BARBED VNR 6 MM | 1.000 | PC | VL1128A1 | D6 BARBED CHECK VALVE | 2.000 | PC | VL1165A0 | BAM-BB6 STRAIGHT FITTING | 1.000 | PC | VL1166A0 | BB6-AR6 L FITTING | 3.000 | PC | VL1174C0 | D1.2 MM CALIBRATED D1.2 MM | 1.000 | PC | VL1185A0 | 2 WAYS PLUS WASHING DISTRIBUTOR | 1.000 | PC | VM2172A0 | LOCKING CLIP FOR PUMP WITH CIRCUIT | 6.000 | PC | KVL1212A | EUR COMPACT PLUS CLEANING SYSTEM KIT | <table border="1"> <thead> <tr> <th>Code</th> <th>Description</th> <th>Qty</th> <th>UOM</th> </tr> </thead> <tbody> <tr> <td>0H2428A2</td> <td>XECC PLUS WASHING CIRCUIT PLAT</td> <td>1.000</td> <td>PC</td> </tr> <tr> <td>EL1440A0</td> <td>WATER SELF CLEANING VALVE</td> <td>3.000</td> <td>PC</td> </tr> <tr> <td>GN1312A0</td> <td>RUBBER CABLE-PASSI NG DE=26 DI=15 SP=10</td> <td>1.000</td> <td>PC</td> </tr> <tr> <td>GN1526A0</td> <td>INT. D.=6.9 TH=1.8 O-RIN</td> <td>7.000</td> <td>PC</td> </tr> </tbody> </table> | Code | Description | Qty | UOM | 0H2428A2 | XECC PLUS WASHING CIRCUIT PLAT | 1.000 | PC | EL1440A0 | WATER SELF CLEANING VALVE | 3.000 | PC | GN1312A0 | RUBBER CABLE-PASSI NG DE=26 DI=15 SP=10 | 1.000 | PC | GN1526A0 | INT. D.=6.9 TH=1.8 O-RIN | 7.000 | PC |
| | | | Code | Description | Qty | UOM | | | | | | | | | | | | | | | | | | | | | | | | | | | | | | | | | | | | | | | | | | | | | | | | | | | | | | | | | | | | | | | | | | | | | | | | | | | | | | |
| TB3005B0 | TB3132A L=550mm EPDM WHITE-BLUE PIPE | 1.000 | PC | | | | | | | | | | | | | | | | | | | | | | | | | | | | | | | | | | | | | | | | | | | | | | | | | | | | | | | | | | | | | | | | | | | | | | | | | | | | | | | | | |
| TB3469A0 | | 1.000 | PC | | | | | | | | | | | | | | | | | | | | | | | | | | | | | | | | | | | | | | | | | | | | | | | | | | | | | | | | | | | | | | | | | | | | | | | | | | | | | | | | | |
| VL1019A0 | VIBRATION DETERGENT PUMP | 1.000 | PC | | | | | | | | | | | | | | | | | | | | | | | | | | | | | | | | | | | | | | | | | | | | | | | | | | | | | | | | | | | | | | | | | | | | | | | | | | | | | | | | | |
| VL1047A1 | D6 PIPE HOLDER - D8 J.G. TERMINAL | 1.000 | PC | | | | | | | | | | | | | | | | | | | | | | | | | | | | | | | | | | | | | | | | | | | | | | | | | | | | | | | | | | | | | | | | | | | | | | | | | | | | | | | | | |
| VL1054B0 | ONE WASHING SYS INLET DISTRIBUTOR | 1.000 | PC | | | | | | | | | | | | | | | | | | | | | | | | | | | | | | | | | | | | | | | | | | | | | | | | | | | | | | | | | | | | | | | | | | | | | | | | | | | | | | | | | |
| VL1065A1 | 1/4 MALE N.O. PRESSURE SWITCH | 1.000 | PC | | | | | | | | | | | | | | | | | | | | | | | | | | | | | | | | | | | | | | | | | | | | | | | | | | | | | | | | | | | | | | | | | | | | | | | | | | | | | | | | | |
| VL1102A1 | DETERGENT LINE FILTER + BARBED VNR 6 MM | 1.000 | PC | | | | | | | | | | | | | | | | | | | | | | | | | | | | | | | | | | | | | | | | | | | | | | | | | | | | | | | | | | | | | | | | | | | | | | | | | | | | | | | | | |
| VL1128A1 | D6 BARBED CHECK VALVE | 2.000 | PC | | | | | | | | | | | | | | | | | | | | | | | | | | | | | | | | | | | | | | | | | | | | | | | | | | | | | | | | | | | | | | | | | | | | | | | | | | | | | | | | | |
| VL1165A0 | BAM-BB6 STRAIGHT FITTING | 1.000 | PC | | | | | | | | | | | | | | | | | | | | | | | | | | | | | | | | | | | | | | | | | | | | | | | | | | | | | | | | | | | | | | | | | | | | | | | | | | | | | | | | | |
| VL1166A0 | BB6-AR6 L FITTING | 3.000 | PC | | | | | | | | | | | | | | | | | | | | | | | | | | | | | | | | | | | | | | | | | | | | | | | | | | | | | | | | | | | | | | | | | | | | | | | | | | | | | | | | | |
| VL1174C0 | D1.2 MM CALIBRATED D1.2 MM | 1.000 | PC | | | | | | | | | | | | | | | | | | | | | | | | | | | | | | | | | | | | | | | | | | | | | | | | | | | | | | | | | | | | | | | | | | | | | | | | | | | | | | | | | |
| VL1185A0 | 2 WAYS PLUS WASHING DISTRIBUTOR | 1.000 | PC | | | | | | | | | | | | | | | | | | | | | | | | | | | | | | | | | | | | | | | | | | | | | | | | | | | | | | | | | | | | | | | | | | | | | | | | | | | | | | | | | |
| VM2172A0 | LOCKING CLIP FOR PUMP WITH CIRCUIT | 6.000 | PC | | | | | | | | | | | | | | | | | | | | | | | | | | | | | | | | | | | | | | | | | | | | | | | | | | | | | | | | | | | | | | | | | | | | | | | | | | | | | | | | | |
| Code | Description | Qty | UOM | | | | | | | | | | | | | | | | | | | | | | | | | | | | | | | | | | | | | | | | | | | | | | | | | | | | | | | | | | | | | | | | | | | | | | | | | | | | | | | | | |
| 0H2428A2 | XECC PLUS WASHING CIRCUIT PLAT | 1.000 | PC | | | | | | | | | | | | | | | | | | | | | | | | | | | | | | | | | | | | | | | | | | | | | | | | | | | | | | | | | | | | | | | | | | | | | | | | | | | | | | | | | |
| EL1440A0 | WATER SELF CLEANING VALVE | 3.000 | PC | | | | | | | | | | | | | | | | | | | | | | | | | | | | | | | | | | | | | | | | | | | | | | | | | | | | | | | | | | | | | | | | | | | | | | | | | | | | | | | | | |
| GN1312A0 | RUBBER CABLE-PASSI NG DE=26 DI=15 SP=10 | 1.000 | PC | | | | | | | | | | | | | | | | | | | | | | | | | | | | | | | | | | | | | | | | | | | | | | | | | | | | | | | | | | | | | | | | | | | | | | | | | | | | | | | | | |
| GN1526A0 | INT. D.=6.9 TH=1.8 O-RIN | 7.000 | PC | | | | | | | | | | | | | | | | | | | | | | | | | | | | | | | | | | | | | | | | | | | | | | | | | | | | | | | | | | | | | | | | | | | | | | | | | | | | | | | | | |

| COMPONENT | | | SPARE PART | | | | | | | | | | | | | | | | | | | | | | | | | | | | | | | | | | | | | | | | | | | | | | | | | | | | | | | | | | | | | | | | | | | | | | | | | | | | | | | | | | |
|-----------|---|---|------------|--------------------------------------|--|------|-------------|-----|-----|----------|-------------------------------|-------|----|----------|--------------------|--------|----|----------|--------------|-------|----|----------|---------------------|-------|----|----------|-----------------|-------|----|----------|---|-------|----|----------|-----------------------|-------|----|----------|---------------------------------|-------|----|----------|--------------------------------------|-------|----|----------|--|-------|----|----------|--------------------------|-------|----|----------|-----------------------------------|-------|----|----------|-----------------------------------|-------|----|----------|-------------------------------|-------|----|----------|---|-------|----|----------|-----------------------|-------|----|----------|--------------------------|-------|----|----------|-------------------|-------|----|----------|----------------------------|-------|----|
| Code | Description | Image | Code | Description | Kit components | | | | | | | | | | | | | | | | | | | | | | | | | | | | | | | | | | | | | | | | | | | | | | | | | | | | | | | | | | | | | | | | | | | | | | | | | | | | | | | | |
| VL1185A | 2 WAYS PLUS WASHING DISTRIBUTOR |  | KVL1212A | EUR COMPACT PLUS CLEANING SYSTEM KIT | <table border="1"> <thead> <tr> <th>Code</th> <th>Description</th> <th>Qty</th> <th>UOM</th> </tr> </thead> <tbody> <tr> <td>RC1018A0</td> <td>ZINC PLATED D12 ELASTIC CLAMP</td> <td>2.000</td> <td>PC</td> </tr> <tr> <td>RC1019A0</td> <td>D=10 ELASTIC CLAMP</td> <td>14.000</td> <td>PC</td> </tr> <tr> <td>RC1130A0</td> <td>130x2,6 CLAM</td> <td>1.000</td> <td>PC</td> </tr> <tr> <td>RC1131A0</td> <td>200x2,6 BLACK CLAMP</td> <td>1.000</td> <td>PC</td> </tr> <tr> <td>RC1242A0</td> <td>D=10 CLOSED CAP</td> <td>2.000</td> <td>PC</td> </tr> <tr> <td>RC1356A0</td> <td>"STRAIGHT THREADED FEMALE END 8x1/4" BS</td> <td>1.000</td> <td>PC</td> </tr> <tr> <td>TB2821A0</td> <td>EPDM 6X10 L=40MM PIPE</td> <td>6.000</td> <td>PC</td> </tr> <tr> <td>TB3004A0</td> <td>TB2820A L=550mm EPDM BLACK PIPE</td> <td>2.000</td> <td>PC</td> </tr> <tr> <td>TB3005B0</td> <td>TB3132A L=550mm EPDM WHITE-BLUE PIPE</td> <td>1.000</td> <td>PC</td> </tr> <tr> <td>TB3469A0</td> <td></td> <td>1.000</td> <td>PC</td> </tr> <tr> <td>VL1019A0</td> <td>VIBRATION DETERGENT PUMP</td> <td>1.000</td> <td>PC</td> </tr> <tr> <td>VL1047A1</td> <td>D6 PIPE HOLDER - D6 J.G. TERMINAL</td> <td>1.000</td> <td>PC</td> </tr> <tr> <td>VL1054B0</td> <td>ONE WASHING SYS INLET DISTRIBUTOR</td> <td>1.000</td> <td>PC</td> </tr> <tr> <td>VL1065A1</td> <td>1/4 MALE N.O. PRESSURE SWITCH</td> <td>1.000</td> <td>PC</td> </tr> <tr> <td>VL1102A1</td> <td>DETERGENT LINE FILTER + BARBED VNR 6 MM</td> <td>1.000</td> <td>PC</td> </tr> <tr> <td>VL1128A1</td> <td>D6 BARBED CHECK VALVE</td> <td>2.000</td> <td>PC</td> </tr> <tr> <td>VL1165A0</td> <td>BAM-BB6 STRAIGHT FITTING</td> <td>1.000</td> <td>PC</td> </tr> <tr> <td>VL1166A0</td> <td>BB6-AR6 L FITTING</td> <td>3.000</td> <td>PC</td> </tr> <tr> <td>VL1174C0</td> <td>D1.2 MM CALIBRATED D1.2 MM</td> <td>1.000</td> <td>PC</td> </tr> </tbody> </table> | Code | Description | Qty | UOM | RC1018A0 | ZINC PLATED D12 ELASTIC CLAMP | 2.000 | PC | RC1019A0 | D=10 ELASTIC CLAMP | 14.000 | PC | RC1130A0 | 130x2,6 CLAM | 1.000 | PC | RC1131A0 | 200x2,6 BLACK CLAMP | 1.000 | PC | RC1242A0 | D=10 CLOSED CAP | 2.000 | PC | RC1356A0 | "STRAIGHT THREADED FEMALE END 8x1/4" BS | 1.000 | PC | TB2821A0 | EPDM 6X10 L=40MM PIPE | 6.000 | PC | TB3004A0 | TB2820A L=550mm EPDM BLACK PIPE | 2.000 | PC | TB3005B0 | TB3132A L=550mm EPDM WHITE-BLUE PIPE | 1.000 | PC | TB3469A0 | | 1.000 | PC | VL1019A0 | VIBRATION DETERGENT PUMP | 1.000 | PC | VL1047A1 | D6 PIPE HOLDER - D6 J.G. TERMINAL | 1.000 | PC | VL1054B0 | ONE WASHING SYS INLET DISTRIBUTOR | 1.000 | PC | VL1065A1 | 1/4 MALE N.O. PRESSURE SWITCH | 1.000 | PC | VL1102A1 | DETERGENT LINE FILTER + BARBED VNR 6 MM | 1.000 | PC | VL1128A1 | D6 BARBED CHECK VALVE | 2.000 | PC | VL1165A0 | BAM-BB6 STRAIGHT FITTING | 1.000 | PC | VL1166A0 | BB6-AR6 L FITTING | 3.000 | PC | VL1174C0 | D1.2 MM CALIBRATED D1.2 MM | 1.000 | PC |
| Code | Description | Qty | UOM | | | | | | | | | | | | | | | | | | | | | | | | | | | | | | | | | | | | | | | | | | | | | | | | | | | | | | | | | | | | | | | | | | | | | | | | | | | | | | | | | | |
| RC1018A0 | ZINC PLATED D12 ELASTIC CLAMP | 2.000 | PC | | | | | | | | | | | | | | | | | | | | | | | | | | | | | | | | | | | | | | | | | | | | | | | | | | | | | | | | | | | | | | | | | | | | | | | | | | | | | | | | | | |
| RC1019A0 | D=10 ELASTIC CLAMP | 14.000 | PC | | | | | | | | | | | | | | | | | | | | | | | | | | | | | | | | | | | | | | | | | | | | | | | | | | | | | | | | | | | | | | | | | | | | | | | | | | | | | | | | | | |
| RC1130A0 | 130x2,6 CLAM | 1.000 | PC | | | | | | | | | | | | | | | | | | | | | | | | | | | | | | | | | | | | | | | | | | | | | | | | | | | | | | | | | | | | | | | | | | | | | | | | | | | | | | | | | | |
| RC1131A0 | 200x2,6 BLACK CLAMP | 1.000 | PC | | | | | | | | | | | | | | | | | | | | | | | | | | | | | | | | | | | | | | | | | | | | | | | | | | | | | | | | | | | | | | | | | | | | | | | | | | | | | | | | | | |
| RC1242A0 | D=10 CLOSED CAP | 2.000 | PC | | | | | | | | | | | | | | | | | | | | | | | | | | | | | | | | | | | | | | | | | | | | | | | | | | | | | | | | | | | | | | | | | | | | | | | | | | | | | | | | | | |
| RC1356A0 | "STRAIGHT THREADED FEMALE END 8x1/4" BS | 1.000 | PC | | | | | | | | | | | | | | | | | | | | | | | | | | | | | | | | | | | | | | | | | | | | | | | | | | | | | | | | | | | | | | | | | | | | | | | | | | | | | | | | | | |
| TB2821A0 | EPDM 6X10 L=40MM PIPE | 6.000 | PC | | | | | | | | | | | | | | | | | | | | | | | | | | | | | | | | | | | | | | | | | | | | | | | | | | | | | | | | | | | | | | | | | | | | | | | | | | | | | | | | | | |
| TB3004A0 | TB2820A L=550mm EPDM BLACK PIPE | 2.000 | PC | | | | | | | | | | | | | | | | | | | | | | | | | | | | | | | | | | | | | | | | | | | | | | | | | | | | | | | | | | | | | | | | | | | | | | | | | | | | | | | | | | |
| TB3005B0 | TB3132A L=550mm EPDM WHITE-BLUE PIPE | 1.000 | PC | | | | | | | | | | | | | | | | | | | | | | | | | | | | | | | | | | | | | | | | | | | | | | | | | | | | | | | | | | | | | | | | | | | | | | | | | | | | | | | | | | |
| TB3469A0 | | 1.000 | PC | | | | | | | | | | | | | | | | | | | | | | | | | | | | | | | | | | | | | | | | | | | | | | | | | | | | | | | | | | | | | | | | | | | | | | | | | | | | | | | | | | |
| VL1019A0 | VIBRATION DETERGENT PUMP | 1.000 | PC | | | | | | | | | | | | | | | | | | | | | | | | | | | | | | | | | | | | | | | | | | | | | | | | | | | | | | | | | | | | | | | | | | | | | | | | | | | | | | | | | | |
| VL1047A1 | D6 PIPE HOLDER - D6 J.G. TERMINAL | 1.000 | PC | | | | | | | | | | | | | | | | | | | | | | | | | | | | | | | | | | | | | | | | | | | | | | | | | | | | | | | | | | | | | | | | | | | | | | | | | | | | | | | | | | |
| VL1054B0 | ONE WASHING SYS INLET DISTRIBUTOR | 1.000 | PC | | | | | | | | | | | | | | | | | | | | | | | | | | | | | | | | | | | | | | | | | | | | | | | | | | | | | | | | | | | | | | | | | | | | | | | | | | | | | | | | | | |
| VL1065A1 | 1/4 MALE N.O. PRESSURE SWITCH | 1.000 | PC | | | | | | | | | | | | | | | | | | | | | | | | | | | | | | | | | | | | | | | | | | | | | | | | | | | | | | | | | | | | | | | | | | | | | | | | | | | | | | | | | | |
| VL1102A1 | DETERGENT LINE FILTER + BARBED VNR 6 MM | 1.000 | PC | | | | | | | | | | | | | | | | | | | | | | | | | | | | | | | | | | | | | | | | | | | | | | | | | | | | | | | | | | | | | | | | | | | | | | | | | | | | | | | | | | |
| VL1128A1 | D6 BARBED CHECK VALVE | 2.000 | PC | | | | | | | | | | | | | | | | | | | | | | | | | | | | | | | | | | | | | | | | | | | | | | | | | | | | | | | | | | | | | | | | | | | | | | | | | | | | | | | | | | |
| VL1165A0 | BAM-BB6 STRAIGHT FITTING | 1.000 | PC | | | | | | | | | | | | | | | | | | | | | | | | | | | | | | | | | | | | | | | | | | | | | | | | | | | | | | | | | | | | | | | | | | | | | | | | | | | | | | | | | | |
| VL1166A0 | BB6-AR6 L FITTING | 3.000 | PC | | | | | | | | | | | | | | | | | | | | | | | | | | | | | | | | | | | | | | | | | | | | | | | | | | | | | | | | | | | | | | | | | | | | | | | | | | | | | | | | | | |
| VL1174C0 | D1.2 MM CALIBRATED D1.2 MM | 1.000 | PC | | | | | | | | | | | | | | | | | | | | | | | | | | | | | | | | | | | | | | | | | | | | | | | | | | | | | | | | | | | | | | | | | | | | | | | | | | | | | | | | | | |




| COMPONENT | | | SPARE PART | | | | | | | | | | | | | | | | | | | | | | | | | | | | | | | | | | | | | | | | | | | | | | | | | | | | | | | | | | | | | | | | | | | | | | | | | | | |
|-----------|---|--|------------|--------------------------------------|--|------|-------------|-------------------------------------|-------|----------|---------------------------------|---------------------------------|-------|----------|------------------------------------|---------------------------|-------|----|----------|-------------------------------|--------|----|----------|--------------------|--------|----|----------|--------------|-------|----|----------|---------------------|-------|----|----------|-----------------|-------|----|----------|---|-------|----|----------|--|-------|----|----------|--|-------|----|----------|-----------------------|-------|----|----------|---------------------------------|-------|----|----------|--|-------|----|----------|--|-------|----|----------|---------------------------------------|-------|----|----------|--------------------------|-------|----|----------|-------------------------------|-------|----|
| Code | Description | Image | Code | Description | Kit components | | | | | | | | | | | | | | | | | | | | | | | | | | | | | | | | | | | | | | | | | | | | | | | | | | | | | | | | | | | | | | | | | | | | | | | | | |
| VL1185A | 2 WAYS PLUS WASHING DISTRIBUTOR |  | KVL1212A | EUR COMPACT PLUS CLEANING SYSTEM KIT | <table border="1"> <thead> <tr> <th>Code</th> <th>Description</th> <th>Qty</th> <th>UOM</th> </tr> </thead> <tbody> <tr> <td>VL1185A0</td> <td>2 WAYS PLUS WASHING DISTRIBUTOR</td> <td>1.000</td> <td>PC</td> </tr> <tr> <td>VM2172A0</td> <td>LOCKING CLIP FOR PUMP WITH CIRCUIT</td> <td>6.000</td> <td>PC</td> </tr> </tbody> </table> | Code | Description | Qty | UOM | VL1185A0 | 2 WAYS PLUS WASHING DISTRIBUTOR | 1.000 | PC | VM2172A0 | LOCKING CLIP FOR PUMP WITH CIRCUIT | 6.000 | PC | | | | | | | | | | | | | | | | | | | | | | | | | | | | | | | | | | | | | | | | | | | | | | | | | | | | | | | | | | | | | |
| | | | Code | Description | Qty | UOM | | | | | | | | | | | | | | | | | | | | | | | | | | | | | | | | | | | | | | | | | | | | | | | | | | | | | | | | | | | | | | | | | | | | | | | | |
| VL1185A0 | 2 WAYS PLUS WASHING DISTRIBUTOR | 1.000 | PC | | | | | | | | | | | | | | | | | | | | | | | | | | | | | | | | | | | | | | | | | | | | | | | | | | | | | | | | | | | | | | | | | | | | | | | | | | | |
| VM2172A0 | LOCKING CLIP FOR PUMP WITH CIRCUIT | 6.000 | PC | | | | | | | | | | | | | | | | | | | | | | | | | | | | | | | | | | | | | | | | | | | | | | | | | | | | | | | | | | | | | | | | | | | | | | | | | | | |
| KVL1209A | US PLUS 3 ROTOR ARMS WASHING SYSTEM KIT | <table border="1"> <thead> <tr> <th>Code</th> <th>Description</th> <th>Qty</th> <th>UOM</th> </tr> </thead> <tbody> <tr> <td>0H2354A1</td> <td>XEVC-XEVL PLUS WASHING CIRCUIT PLAT</td> <td>1.000</td> <td>PC</td> </tr> <tr> <td>EL1450A0</td> <td>US SELF-CLEANING WATER SOLENOID</td> <td>4.000</td> <td>PC</td> </tr> <tr> <td>GN1526A0</td> <td>INT. D.=6.9 TH=1.8 O-RING</td> <td>9.000</td> <td>PC</td> </tr> <tr> <td>RC1018A0</td> <td>ZINC PLATED D12 ELASTIC CLAMP</td> <td>12.000</td> <td>PC</td> </tr> <tr> <td>RC1019A0</td> <td>D=10 ELASTIC CLAMP</td> <td>15.000</td> <td>PC</td> </tr> <tr> <td>RC1130A0</td> <td>130x2.6 CLAM</td> <td>1.000</td> <td>PC</td> </tr> <tr> <td>RC1131A0</td> <td>200x2.6 BLACK CLAMP</td> <td>3.000</td> <td>PC</td> </tr> <tr> <td>RC1242A0</td> <td>D=10 CLOSED CAP</td> <td>2.000</td> <td>PC</td> </tr> <tr> <td>RC1356A0</td> <td>"STRAIGHT THREADED FEMALE END 8x1/4" BS</td> <td>1.000</td> <td>PC</td> </tr> <tr> <td>TB2652A0</td> <td></td> <td>1.000</td> <td>PC</td> </tr> <tr> <td>TB2677A0</td> <td></td> <td>1.000</td> <td>PC</td> </tr> <tr> <td>TB2821A0</td> <td>EPDM 6X10 L=40MM PIPE</td> <td>6.000</td> <td>PC</td> </tr> <tr> <td>TB3004A0</td> <td>TB2820A L=550mm EPDM BLACK PIPE</td> <td>2.000</td> <td>PC</td> </tr> <tr> <td>TB3024C0</td> <td></td> <td>3.000</td> <td>PC</td> </tr> <tr> <td>TB3226A0</td> <td></td> <td>1.000</td> <td>PC</td> </tr> <tr> <td>TB3440A0</td> <td>TB3132A L=1050mm EPDM WHITE-BLUE PIPE</td> <td>1.000</td> <td>PC</td> </tr> <tr> <td>VL1019A0</td> <td>VIBRATION DETERGENT PUMP</td> <td>1.000</td> <td>PC</td> </tr> <tr> <td>VL1065A1</td> <td>1/4 MALE N.O. PRESSURE SWITCH</td> <td>1.000</td> <td>PC</td> </tr> </tbody> </table> | Code | Description | Qty | UOM | 0H2354A1 | XEVC-XEVL PLUS WASHING CIRCUIT PLAT | 1.000 | PC | EL1450A0 | US SELF-CLEANING WATER SOLENOID | 4.000 | PC | GN1526A0 | INT. D.=6.9 TH=1.8 O-RING | 9.000 | PC | RC1018A0 | ZINC PLATED D12 ELASTIC CLAMP | 12.000 | PC | RC1019A0 | D=10 ELASTIC CLAMP | 15.000 | PC | RC1130A0 | 130x2.6 CLAM | 1.000 | PC | RC1131A0 | 200x2.6 BLACK CLAMP | 3.000 | PC | RC1242A0 | D=10 CLOSED CAP | 2.000 | PC | RC1356A0 | "STRAIGHT THREADED FEMALE END 8x1/4" BS | 1.000 | PC | TB2652A0 | | 1.000 | PC | TB2677A0 | | 1.000 | PC | TB2821A0 | EPDM 6X10 L=40MM PIPE | 6.000 | PC | TB3004A0 | TB2820A L=550mm EPDM BLACK PIPE | 2.000 | PC | TB3024C0 | | 3.000 | PC | TB3226A0 | | 1.000 | PC | TB3440A0 | TB3132A L=1050mm EPDM WHITE-BLUE PIPE | 1.000 | PC | VL1019A0 | VIBRATION DETERGENT PUMP | 1.000 | PC | VL1065A1 | 1/4 MALE N.O. PRESSURE SWITCH | 1.000 | PC |
| Code | Description | Qty | UOM | | | | | | | | | | | | | | | | | | | | | | | | | | | | | | | | | | | | | | | | | | | | | | | | | | | | | | | | | | | | | | | | | | | | | | | | | | | |
| 0H2354A1 | XEVC-XEVL PLUS WASHING CIRCUIT PLAT | 1.000 | PC | | | | | | | | | | | | | | | | | | | | | | | | | | | | | | | | | | | | | | | | | | | | | | | | | | | | | | | | | | | | | | | | | | | | | | | | | | | |
| EL1450A0 | US SELF-CLEANING WATER SOLENOID | 4.000 | PC | | | | | | | | | | | | | | | | | | | | | | | | | | | | | | | | | | | | | | | | | | | | | | | | | | | | | | | | | | | | | | | | | | | | | | | | | | | |
| GN1526A0 | INT. D.=6.9 TH=1.8 O-RING | 9.000 | PC | | | | | | | | | | | | | | | | | | | | | | | | | | | | | | | | | | | | | | | | | | | | | | | | | | | | | | | | | | | | | | | | | | | | | | | | | | | |
| RC1018A0 | ZINC PLATED D12 ELASTIC CLAMP | 12.000 | PC | | | | | | | | | | | | | | | | | | | | | | | | | | | | | | | | | | | | | | | | | | | | | | | | | | | | | | | | | | | | | | | | | | | | | | | | | | | |
| RC1019A0 | D=10 ELASTIC CLAMP | 15.000 | PC | | | | | | | | | | | | | | | | | | | | | | | | | | | | | | | | | | | | | | | | | | | | | | | | | | | | | | | | | | | | | | | | | | | | | | | | | | | |
| RC1130A0 | 130x2.6 CLAM | 1.000 | PC | | | | | | | | | | | | | | | | | | | | | | | | | | | | | | | | | | | | | | | | | | | | | | | | | | | | | | | | | | | | | | | | | | | | | | | | | | | |
| RC1131A0 | 200x2.6 BLACK CLAMP | 3.000 | PC | | | | | | | | | | | | | | | | | | | | | | | | | | | | | | | | | | | | | | | | | | | | | | | | | | | | | | | | | | | | | | | | | | | | | | | | | | | |
| RC1242A0 | D=10 CLOSED CAP | 2.000 | PC | | | | | | | | | | | | | | | | | | | | | | | | | | | | | | | | | | | | | | | | | | | | | | | | | | | | | | | | | | | | | | | | | | | | | | | | | | | |
| RC1356A0 | "STRAIGHT THREADED FEMALE END 8x1/4" BS | 1.000 | PC | | | | | | | | | | | | | | | | | | | | | | | | | | | | | | | | | | | | | | | | | | | | | | | | | | | | | | | | | | | | | | | | | | | | | | | | | | | |
| TB2652A0 | | 1.000 | PC | | | | | | | | | | | | | | | | | | | | | | | | | | | | | | | | | | | | | | | | | | | | | | | | | | | | | | | | | | | | | | | | | | | | | | | | | | | |
| TB2677A0 | | 1.000 | PC | | | | | | | | | | | | | | | | | | | | | | | | | | | | | | | | | | | | | | | | | | | | | | | | | | | | | | | | | | | | | | | | | | | | | | | | | | | |
| TB2821A0 | EPDM 6X10 L=40MM PIPE | 6.000 | PC | | | | | | | | | | | | | | | | | | | | | | | | | | | | | | | | | | | | | | | | | | | | | | | | | | | | | | | | | | | | | | | | | | | | | | | | | | | |
| TB3004A0 | TB2820A L=550mm EPDM BLACK PIPE | 2.000 | PC | | | | | | | | | | | | | | | | | | | | | | | | | | | | | | | | | | | | | | | | | | | | | | | | | | | | | | | | | | | | | | | | | | | | | | | | | | | |
| TB3024C0 | | 3.000 | PC | | | | | | | | | | | | | | | | | | | | | | | | | | | | | | | | | | | | | | | | | | | | | | | | | | | | | | | | | | | | | | | | | | | | | | | | | | | |
| TB3226A0 | | 1.000 | PC | | | | | | | | | | | | | | | | | | | | | | | | | | | | | | | | | | | | | | | | | | | | | | | | | | | | | | | | | | | | | | | | | | | | | | | | | | | |
| TB3440A0 | TB3132A L=1050mm EPDM WHITE-BLUE PIPE | 1.000 | PC | | | | | | | | | | | | | | | | | | | | | | | | | | | | | | | | | | | | | | | | | | | | | | | | | | | | | | | | | | | | | | | | | | | | | | | | | | | |
| VL1019A0 | VIBRATION DETERGENT PUMP | 1.000 | PC | | | | | | | | | | | | | | | | | | | | | | | | | | | | | | | | | | | | | | | | | | | | | | | | | | | | | | | | | | | | | | | | | | | | | | | | | | | |
| VL1065A1 | 1/4 MALE N.O. PRESSURE SWITCH | 1.000 | PC | | | | | | | | | | | | | | | | | | | | | | | | | | | | | | | | | | | | | | | | | | | | | | | | | | | | | | | | | | | | | | | | | | | | | | | | | | | |




| COMPONENT | | | SPARE PART | | | | | | | | | | | | | | | | | | | | | | | | | | | | | | | | | | | | | | | | | | | | | | | | | | | | | | | | | | | | | | | | | | | | | | | | | | | | | | | | | |
|-----------|---|---|------------|---|---|------|-------------|-----|-----|----------|---|-------|----|----------|-----------------------------|-------|----|----------|-----------------------|-------|----|----------|-------------------|-------|----|----------|---------------------------------------|-------|----|----------|----------------------------|-------|----|----------|---------------------------------|-------|----|----------|---------------------------------|-------|----|----------|---------------------------------------|-------|----|----------|--------------------------------|-------|----|----------|------------------------------------|-------|----|----------|------------------------------------|-------|----|----------|--|--|------|-------------|-----|-----|----------|-------------------------------------|-------|----|----------|---------------------------------|-------|----|----------|---------------------------|-------|----|----------|-------------------------------|-------|----|----------|--------------------|--------|----|
| Code | Description | Image | Code | Description | Kit components | | | | | | | | | | | | | | | | | | | | | | | | | | | | | | | | | | | | | | | | | | | | | | | | | | | | | | | | | | | | | | | | | | | | | | | | | | | | | | | |
| VL1185A | 2 WAYS PLUS WASHING DISTRIBUTOR |  | KVL1209A | US PLUS 3 ROTOR ARMS WASHING SYSTEM KIT | <table border="1"> <thead> <tr> <th>Code</th> <th>Description</th> <th>Qty</th> <th>UOM</th> </tr> </thead> <tbody> <tr> <td>VL1102A1</td> <td>DETERGENT LINE FILTER + BARBED VNR 6 MM</td> <td>1.000</td> <td>PC</td> </tr> <tr> <td>VL1127A1</td> <td>6mm BARBED T-SHAPED FITTING</td> <td>2.000</td> <td>PC</td> </tr> <tr> <td>VL1128A1</td> <td>D6 BARBED CHECK VALVE</td> <td>3.000</td> <td>PC</td> </tr> <tr> <td>VL1166A0</td> <td>BB6-AR6 L FITTING</td> <td>4.000</td> <td>PC</td> </tr> <tr> <td>VL1167A2</td> <td>GN21 3 ROTOR ARMS B-B FLOW RESTRICTOR</td> <td>1.000</td> <td>PC</td> </tr> <tr> <td>VL1174C0</td> <td>D1.2 MM CALIBRATED D1.2 MM</td> <td>1.000</td> <td>PC</td> </tr> <tr> <td>VL1185A0</td> <td>2 WAYS PLUS WASHING DISTRIBUTOR</td> <td>1.000</td> <td>PC</td> </tr> <tr> <td>VL1186A0</td> <td>3 WAYS PLUS WASHING DISTRIBUTOR</td> <td>1.000</td> <td>PC</td> </tr> <tr> <td>VL1190A0</td> <td>PLUS WASHING SYSTEM INLET DISTRIBUTOR</td> <td>1.000</td> <td>PC</td> </tr> <tr> <td>VL1214A0</td> <td>BAYONET - 6mm BARBED NRV VALVE</td> <td>1.000</td> <td>PC</td> </tr> <tr> <td>VM1605A0</td> <td>CLIP TWIST LOCK DIAM. 10,2-12,7 MM</td> <td>3.000</td> <td>PC</td> </tr> <tr> <td>VM2172A0</td> <td>LOCKING CLIP FOR PUMP WITH CIRCUIT</td> <td>9.000</td> <td>PC</td> </tr> </tbody> </table> | Code | Description | Qty | UOM | VL1102A1 | DETERGENT LINE FILTER + BARBED VNR 6 MM | 1.000 | PC | VL1127A1 | 6mm BARBED T-SHAPED FITTING | 2.000 | PC | VL1128A1 | D6 BARBED CHECK VALVE | 3.000 | PC | VL1166A0 | BB6-AR6 L FITTING | 4.000 | PC | VL1167A2 | GN21 3 ROTOR ARMS B-B FLOW RESTRICTOR | 1.000 | PC | VL1174C0 | D1.2 MM CALIBRATED D1.2 MM | 1.000 | PC | VL1185A0 | 2 WAYS PLUS WASHING DISTRIBUTOR | 1.000 | PC | VL1186A0 | 3 WAYS PLUS WASHING DISTRIBUTOR | 1.000 | PC | VL1190A0 | PLUS WASHING SYSTEM INLET DISTRIBUTOR | 1.000 | PC | VL1214A0 | BAYONET - 6mm BARBED NRV VALVE | 1.000 | PC | VM1605A0 | CLIP TWIST LOCK DIAM. 10,2-12,7 MM | 3.000 | PC | VM2172A0 | LOCKING CLIP FOR PUMP WITH CIRCUIT | 9.000 | PC | KVL1207A | US PLUS 1 ROTOR ARM WASHING SYSTEM KIT | <table border="1"> <thead> <tr> <th>Code</th> <th>Description</th> <th>Qty</th> <th>UOM</th> </tr> </thead> <tbody> <tr> <td>0H2354A1</td> <td>XEVC-XEVL PLUS WASHING CIRCUIT PLAT</td> <td>1.000</td> <td>PC</td> </tr> <tr> <td>EL1450A0</td> <td>US SELF-CLEANING WATER SOLENOID</td> <td>3.000</td> <td>PC</td> </tr> <tr> <td>GN1526A0</td> <td>INT. D.=6.9 TH=1.8 O-RING</td> <td>7.000</td> <td>PC</td> </tr> <tr> <td>RC1018A0</td> <td>ZINC PLATED D12 ELASTIC CLAMP</td> <td>2.000</td> <td>PC</td> </tr> <tr> <td>RC1019A0</td> <td>D=10 ELASTIC CLAMP</td> <td>14.000</td> <td>PC</td> </tr> </tbody> </table> | Code | Description | Qty | UOM | 0H2354A1 | XEVC-XEVL PLUS WASHING CIRCUIT PLAT | 1.000 | PC | EL1450A0 | US SELF-CLEANING WATER SOLENOID | 3.000 | PC | GN1526A0 | INT. D.=6.9 TH=1.8 O-RING | 7.000 | PC | RC1018A0 | ZINC PLATED D12 ELASTIC CLAMP | 2.000 | PC | RC1019A0 | D=10 ELASTIC CLAMP | 14.000 | PC |
| | | | Code | Description | Qty | UOM | | | | | | | | | | | | | | | | | | | | | | | | | | | | | | | | | | | | | | | | | | | | | | | | | | | | | | | | | | | | | | | | | | | | | | | | | | | | | | |
| VL1102A1 | DETERGENT LINE FILTER + BARBED VNR 6 MM | 1.000 | PC | | | | | | | | | | | | | | | | | | | | | | | | | | | | | | | | | | | | | | | | | | | | | | | | | | | | | | | | | | | | | | | | | | | | | | | | | | | | | | | | | |
| VL1127A1 | 6mm BARBED T-SHAPED FITTING | 2.000 | PC | | | | | | | | | | | | | | | | | | | | | | | | | | | | | | | | | | | | | | | | | | | | | | | | | | | | | | | | | | | | | | | | | | | | | | | | | | | | | | | | | |
| VL1128A1 | D6 BARBED CHECK VALVE | 3.000 | PC | | | | | | | | | | | | | | | | | | | | | | | | | | | | | | | | | | | | | | | | | | | | | | | | | | | | | | | | | | | | | | | | | | | | | | | | | | | | | | | | | |
| VL1166A0 | BB6-AR6 L FITTING | 4.000 | PC | | | | | | | | | | | | | | | | | | | | | | | | | | | | | | | | | | | | | | | | | | | | | | | | | | | | | | | | | | | | | | | | | | | | | | | | | | | | | | | | | |
| VL1167A2 | GN21 3 ROTOR ARMS B-B FLOW RESTRICTOR | 1.000 | PC | | | | | | | | | | | | | | | | | | | | | | | | | | | | | | | | | | | | | | | | | | | | | | | | | | | | | | | | | | | | | | | | | | | | | | | | | | | | | | | | | |
| VL1174C0 | D1.2 MM CALIBRATED D1.2 MM | 1.000 | PC | | | | | | | | | | | | | | | | | | | | | | | | | | | | | | | | | | | | | | | | | | | | | | | | | | | | | | | | | | | | | | | | | | | | | | | | | | | | | | | | | |
| VL1185A0 | 2 WAYS PLUS WASHING DISTRIBUTOR | 1.000 | PC | | | | | | | | | | | | | | | | | | | | | | | | | | | | | | | | | | | | | | | | | | | | | | | | | | | | | | | | | | | | | | | | | | | | | | | | | | | | | | | | | |
| VL1186A0 | 3 WAYS PLUS WASHING DISTRIBUTOR | 1.000 | PC | | | | | | | | | | | | | | | | | | | | | | | | | | | | | | | | | | | | | | | | | | | | | | | | | | | | | | | | | | | | | | | | | | | | | | | | | | | | | | | | | |
| VL1190A0 | PLUS WASHING SYSTEM INLET DISTRIBUTOR | 1.000 | PC | | | | | | | | | | | | | | | | | | | | | | | | | | | | | | | | | | | | | | | | | | | | | | | | | | | | | | | | | | | | | | | | | | | | | | | | | | | | | | | | | |
| VL1214A0 | BAYONET - 6mm BARBED NRV VALVE | 1.000 | PC | | | | | | | | | | | | | | | | | | | | | | | | | | | | | | | | | | | | | | | | | | | | | | | | | | | | | | | | | | | | | | | | | | | | | | | | | | | | | | | | | |
| VM1605A0 | CLIP TWIST LOCK DIAM. 10,2-12,7 MM | 3.000 | PC | | | | | | | | | | | | | | | | | | | | | | | | | | | | | | | | | | | | | | | | | | | | | | | | | | | | | | | | | | | | | | | | | | | | | | | | | | | | | | | | | |
| VM2172A0 | LOCKING CLIP FOR PUMP WITH CIRCUIT | 9.000 | PC | | | | | | | | | | | | | | | | | | | | | | | | | | | | | | | | | | | | | | | | | | | | | | | | | | | | | | | | | | | | | | | | | | | | | | | | | | | | | | | | | |
| Code | Description | Qty | UOM | | | | | | | | | | | | | | | | | | | | | | | | | | | | | | | | | | | | | | | | | | | | | | | | | | | | | | | | | | | | | | | | | | | | | | | | | | | | | | | | | |
| 0H2354A1 | XEVC-XEVL PLUS WASHING CIRCUIT PLAT | 1.000 | PC | | | | | | | | | | | | | | | | | | | | | | | | | | | | | | | | | | | | | | | | | | | | | | | | | | | | | | | | | | | | | | | | | | | | | | | | | | | | | | | | | |
| EL1450A0 | US SELF-CLEANING WATER SOLENOID | 3.000 | PC | | | | | | | | | | | | | | | | | | | | | | | | | | | | | | | | | | | | | | | | | | | | | | | | | | | | | | | | | | | | | | | | | | | | | | | | | | | | | | | | | |
| GN1526A0 | INT. D.=6.9 TH=1.8 O-RING | 7.000 | PC | | | | | | | | | | | | | | | | | | | | | | | | | | | | | | | | | | | | | | | | | | | | | | | | | | | | | | | | | | | | | | | | | | | | | | | | | | | | | | | | | |
| RC1018A0 | ZINC PLATED D12 ELASTIC CLAMP | 2.000 | PC | | | | | | | | | | | | | | | | | | | | | | | | | | | | | | | | | | | | | | | | | | | | | | | | | | | | | | | | | | | | | | | | | | | | | | | | | | | | | | | | | |
| RC1019A0 | D=10 ELASTIC CLAMP | 14.000 | PC | | | | | | | | | | | | | | | | | | | | | | | | | | | | | | | | | | | | | | | | | | | | | | | | | | | | | | | | | | | | | | | | | | | | | | | | | | | | | | | | | |




| COMPONENT | | | SPARE PART | | | | | | | | | | | | | | | | | | | | | | | | | | | | | | | | | | | | | | | | | | | | | | | | | | | | | | | | | | | | | | | | | | | | | | | | | | | | | | |
|-----------|---------------------------------|---|------------|--|---|---|-------------|-----|-----|----------|--------------|-------|----|----------|---------------------|-------|----|----------|-----------------|-------|----|----------|---|-------|----|----------|-----------------------|-------|----|----------|---------------------------------|-------|----|----------|--------------------------------------|-------|----|----------|--------------------------------------|-------|----|----------|----------|-------|----|----------|--------------------------|-------|----|----------|-----------------------------------|-------|----|----------|-------------------------------|-------|----|----------|---|-------|----|----------|-----------------------|-------|----|----------|-------------------|-------|----|----------|----------------------------|-------|----|----------|---------------------------------|-------|----|----------|---------------------------------------|-------|----|
| Code | Description | Image | Code | Description | Kit components | | | | | | | | | | | | | | | | | | | | | | | | | | | | | | | | | | | | | | | | | | | | | | | | | | | | | | | | | | | | | | | | | | | | | | | | | | | | |
| VL1185A | 2 WAYS PLUS WASHING DISTRIBUTOR |  | KVL1207A | US PLUS 1 ROTOR ARM WASHING SYSTEM KIT | <table border="1"> <thead> <tr> <th>Code</th> <th>Description</th> <th>Qty</th> <th>UOM</th> </tr> </thead> <tbody> <tr> <td>RC1130A0</td> <td>130x2.6 CLAM</td> <td>1.000</td> <td>PC</td> </tr> <tr> <td>RC1131A0</td> <td>200x2.6 BLACK CLAMP</td> <td>2.000</td> <td>PC</td> </tr> <tr> <td>RC1242A0</td> <td>D=10 CLOSED CAP</td> <td>2.000</td> <td>PC</td> </tr> <tr> <td>RC1356A0</td> <td>"STRAIGHT THREADED FEMALE END 8x1/4" BS</td> <td>1.000</td> <td>PC</td> </tr> <tr> <td>TB2821A0</td> <td>EPDM 6X10 L=40MM PIPE</td> <td>6.000</td> <td>PC</td> </tr> <tr> <td>TB3004A0</td> <td>TB2820A L=550mm EPDM BLACK PIPE</td> <td>1.000</td> <td>PC</td> </tr> <tr> <td>TB3005B0</td> <td>TB3132A L=550mm EPDM WHITE-BLUE PIPE</td> <td>1.000</td> <td>PC</td> </tr> <tr> <td>TB3225B0</td> <td>TB2820A-TAN K-WASHYNG SYS CONNECTION</td> <td>1.000</td> <td>PC</td> </tr> <tr> <td>TB3252A0</td> <td>TB3252A0</td> <td>1.000</td> <td>PC</td> </tr> <tr> <td>VL1019A0</td> <td>VIBRATION DETERGENT PUMP</td> <td>1.000</td> <td>PC</td> </tr> <tr> <td>VL1047A1</td> <td>D6 PIPE HOLDER - D8 J.G. TERMINAL</td> <td>1.000</td> <td>PC</td> </tr> <tr> <td>VL1065A1</td> <td>1/4 MALE N.O. PRESSURE SWITCH</td> <td>1.000</td> <td>PC</td> </tr> <tr> <td>VL1102A1</td> <td>DETERGENT LINE FILTER + BARBED VNR 6 MM</td> <td>1.000</td> <td>PC</td> </tr> <tr> <td>VL1128A1</td> <td>D6 BARBED CHECK VALVE</td> <td>2.000</td> <td>PC</td> </tr> <tr> <td>VL1166A0</td> <td>BB6-AR6 L FITTING</td> <td>3.000</td> <td>PC</td> </tr> <tr> <td>VL1174C0</td> <td>D1.2 MM CALIBRATED D1.2 MM</td> <td>1.000</td> <td>PC</td> </tr> <tr> <td>VL1185A0</td> <td>2 WAYS PLUS WASHING DISTRIBUTOR</td> <td>1.000</td> <td>PC</td> </tr> <tr> <td>VL1190A0</td> <td>PLUS WASHING SYSTEM INLET DISTRIBUTOR</td> <td>1.000</td> <td>PC</td> </tr> </tbody> </table> | Code | Description | Qty | UOM | RC1130A0 | 130x2.6 CLAM | 1.000 | PC | RC1131A0 | 200x2.6 BLACK CLAMP | 2.000 | PC | RC1242A0 | D=10 CLOSED CAP | 2.000 | PC | RC1356A0 | "STRAIGHT THREADED FEMALE END 8x1/4" BS | 1.000 | PC | TB2821A0 | EPDM 6X10 L=40MM PIPE | 6.000 | PC | TB3004A0 | TB2820A L=550mm EPDM BLACK PIPE | 1.000 | PC | TB3005B0 | TB3132A L=550mm EPDM WHITE-BLUE PIPE | 1.000 | PC | TB3225B0 | TB2820A-TAN K-WASHYNG SYS CONNECTION | 1.000 | PC | TB3252A0 | TB3252A0 | 1.000 | PC | VL1019A0 | VIBRATION DETERGENT PUMP | 1.000 | PC | VL1047A1 | D6 PIPE HOLDER - D8 J.G. TERMINAL | 1.000 | PC | VL1065A1 | 1/4 MALE N.O. PRESSURE SWITCH | 1.000 | PC | VL1102A1 | DETERGENT LINE FILTER + BARBED VNR 6 MM | 1.000 | PC | VL1128A1 | D6 BARBED CHECK VALVE | 2.000 | PC | VL1166A0 | BB6-AR6 L FITTING | 3.000 | PC | VL1174C0 | D1.2 MM CALIBRATED D1.2 MM | 1.000 | PC | VL1185A0 | 2 WAYS PLUS WASHING DISTRIBUTOR | 1.000 | PC | VL1190A0 | PLUS WASHING SYSTEM INLET DISTRIBUTOR | 1.000 | PC |
| | | | | | Code | Description | Qty | UOM | | | | | | | | | | | | | | | | | | | | | | | | | | | | | | | | | | | | | | | | | | | | | | | | | | | | | | | | | | | | | | | | | | | | | | | | | |
| | | | | | RC1130A0 | 130x2.6 CLAM | 1.000 | PC | | | | | | | | | | | | | | | | | | | | | | | | | | | | | | | | | | | | | | | | | | | | | | | | | | | | | | | | | | | | | | | | | | | | | | | | | |
| | | | | | RC1131A0 | 200x2.6 BLACK CLAMP | 2.000 | PC | | | | | | | | | | | | | | | | | | | | | | | | | | | | | | | | | | | | | | | | | | | | | | | | | | | | | | | | | | | | | | | | | | | | | | | | | |
| | | | | | RC1242A0 | D=10 CLOSED CAP | 2.000 | PC | | | | | | | | | | | | | | | | | | | | | | | | | | | | | | | | | | | | | | | | | | | | | | | | | | | | | | | | | | | | | | | | | | | | | | | | | |
| | | | | | RC1356A0 | "STRAIGHT THREADED FEMALE END 8x1/4" BS | 1.000 | PC | | | | | | | | | | | | | | | | | | | | | | | | | | | | | | | | | | | | | | | | | | | | | | | | | | | | | | | | | | | | | | | | | | | | | | | | | |
| | | | | | TB2821A0 | EPDM 6X10 L=40MM PIPE | 6.000 | PC | | | | | | | | | | | | | | | | | | | | | | | | | | | | | | | | | | | | | | | | | | | | | | | | | | | | | | | | | | | | | | | | | | | | | | | | | |
| | | | | | TB3004A0 | TB2820A L=550mm EPDM BLACK PIPE | 1.000 | PC | | | | | | | | | | | | | | | | | | | | | | | | | | | | | | | | | | | | | | | | | | | | | | | | | | | | | | | | | | | | | | | | | | | | | | | | | |
| | | | | | TB3005B0 | TB3132A L=550mm EPDM WHITE-BLUE PIPE | 1.000 | PC | | | | | | | | | | | | | | | | | | | | | | | | | | | | | | | | | | | | | | | | | | | | | | | | | | | | | | | | | | | | | | | | | | | | | | | | | |
| | | | | | TB3225B0 | TB2820A-TAN K-WASHYNG SYS CONNECTION | 1.000 | PC | | | | | | | | | | | | | | | | | | | | | | | | | | | | | | | | | | | | | | | | | | | | | | | | | | | | | | | | | | | | | | | | | | | | | | | | | |
| | | | | | TB3252A0 | TB3252A0 | 1.000 | PC | | | | | | | | | | | | | | | | | | | | | | | | | | | | | | | | | | | | | | | | | | | | | | | | | | | | | | | | | | | | | | | | | | | | | | | | | |
| | | | | | VL1019A0 | VIBRATION DETERGENT PUMP | 1.000 | PC | | | | | | | | | | | | | | | | | | | | | | | | | | | | | | | | | | | | | | | | | | | | | | | | | | | | | | | | | | | | | | | | | | | | | | | | | |
| | | | | | VL1047A1 | D6 PIPE HOLDER - D8 J.G. TERMINAL | 1.000 | PC | | | | | | | | | | | | | | | | | | | | | | | | | | | | | | | | | | | | | | | | | | | | | | | | | | | | | | | | | | | | | | | | | | | | | | | | | |
| | | | | | VL1065A1 | 1/4 MALE N.O. PRESSURE SWITCH | 1.000 | PC | | | | | | | | | | | | | | | | | | | | | | | | | | | | | | | | | | | | | | | | | | | | | | | | | | | | | | | | | | | | | | | | | | | | | | | | | |
| | | | | | VL1102A1 | DETERGENT LINE FILTER + BARBED VNR 6 MM | 1.000 | PC | | | | | | | | | | | | | | | | | | | | | | | | | | | | | | | | | | | | | | | | | | | | | | | | | | | | | | | | | | | | | | | | | | | | | | | | | |
| | | | | | VL1128A1 | D6 BARBED CHECK VALVE | 2.000 | PC | | | | | | | | | | | | | | | | | | | | | | | | | | | | | | | | | | | | | | | | | | | | | | | | | | | | | | | | | | | | | | | | | | | | | | | | | |
| | | | | | VL1166A0 | BB6-AR6 L FITTING | 3.000 | PC | | | | | | | | | | | | | | | | | | | | | | | | | | | | | | | | | | | | | | | | | | | | | | | | | | | | | | | | | | | | | | | | | | | | | | | | | |
| | | | | | VL1174C0 | D1.2 MM CALIBRATED D1.2 MM | 1.000 | PC | | | | | | | | | | | | | | | | | | | | | | | | | | | | | | | | | | | | | | | | | | | | | | | | | | | | | | | | | | | | | | | | | | | | | | | | | |
| | | | | | VL1185A0 | 2 WAYS PLUS WASHING DISTRIBUTOR | 1.000 | PC | | | | | | | | | | | | | | | | | | | | | | | | | | | | | | | | | | | | | | | | | | | | | | | | | | | | | | | | | | | | | | | | | | | | | | | | | |
| | | | | | VL1190A0 | PLUS WASHING SYSTEM INLET DISTRIBUTOR | 1.000 | PC | | | | | | | | | | | | | | | | | | | | | | | | | | | | | | | | | | | | | | | | | | | | | | | | | | | | | | | | | | | | | | | | | | | | | | | | | |





| COMPONENT | | | SPARE PART | | | | | | | | | | | | | | | | | | | | | | | | | | | | | | | | | | | | | | | | | | | | | | | | | | | | | | | | | | | | | | | | | | | |
|-----------|---|---|------------|--|---|------|-------------|-------------------------------------|-------|----------|--------------------------------|---------------------------|-------|----------|------------------------------------|--------------------------|-------|----------|------------------------------------|-------------------------------|-------|----|----------|--------------------|--------|----|----------|--------------|-------|----|----------|---------------------|-------|----|----------|-----------------|-------|----|----------|---|-------|----|----------|-----------------------|-------|----|----------|---------------------------------|-------|----|----------|--------------------------------------|-------|----|----------|--------------------------------------|-------|----|----------|----------|-------|----|----------|--------------------------|-------|----|----------|-----------------------------------|-------|----|
| Code | Description | Image | Code | Description | Kit components | | | | | | | | | | | | | | | | | | | | | | | | | | | | | | | | | | | | | | | | | | | | | | | | | | | | | | | | | | | | | | | | | |
| VL1185A | 2 WAYS PLUS WASHING DISTRIBUTOR |  | KVL1207A | US PLUS 1 ROTOR ARM WASHING SYSTEM KIT | <table border="1"> <thead> <tr> <th>Code</th> <th>Description</th> <th>Qty</th> <th>UOM</th> </tr> </thead> <tbody> <tr> <td>VL1214A0</td> <td>BAYONET - 6mm BARBED NRV VALVE</td> <td>1.000</td> <td>PC</td> </tr> <tr> <td>VM1605A0</td> <td>CLIP TWIST LOCK DIAM. 10,2-12,7 MM</td> <td>3.000</td> <td>PC</td> </tr> <tr> <td>VM2172A0</td> <td>LOCKING CLIP FOR PUMP WITH CIRCUIT</td> <td>3.000</td> <td>PC</td> </tr> </tbody> </table> | Code | Description | Qty | UOM | VL1214A0 | BAYONET - 6mm BARBED NRV VALVE | 1.000 | PC | VM1605A0 | CLIP TWIST LOCK DIAM. 10,2-12,7 MM | 3.000 | PC | VM2172A0 | LOCKING CLIP FOR PUMP WITH CIRCUIT | 3.000 | PC | | | | | | | | | | | | | | | | | | | | | | | | | | | | | | | | | | | | | | | | | | | | | | | | | |
| | | | Code | Description | Qty | UOM | | | | | | | | | | | | | | | | | | | | | | | | | | | | | | | | | | | | | | | | | | | | | | | | | | | | | | | | | | | | | | | | |
| VL1214A0 | BAYONET - 6mm BARBED NRV VALVE | 1.000 | PC | | | | | | | | | | | | | | | | | | | | | | | | | | | | | | | | | | | | | | | | | | | | | | | | | | | | | | | | | | | | | | | | | | | |
| VM1605A0 | CLIP TWIST LOCK DIAM. 10,2-12,7 MM | 3.000 | PC | | | | | | | | | | | | | | | | | | | | | | | | | | | | | | | | | | | | | | | | | | | | | | | | | | | | | | | | | | | | | | | | | | | |
| VM2172A0 | LOCKING CLIP FOR PUMP WITH CIRCUIT | 3.000 | PC | | | | | | | | | | | | | | | | | | | | | | | | | | | | | | | | | | | | | | | | | | | | | | | | | | | | | | | | | | | | | | | | | | | |
| KVL1183A | 1 ROTOR ARM PLUS CLEANING SYSTEM KIT | <table border="1"> <thead> <tr> <th>Code</th> <th>Description</th> <th>Qty</th> <th>UOM</th> </tr> </thead> <tbody> <tr> <td>0H2354A1</td> <td>XEVC-XEVL PLUS WASHING CIRCUIT PLAT</td> <td>1.000</td> <td>PC</td> </tr> <tr> <td>EL1440A0</td> <td>WATER SELF CLEANING VALVE</td> <td>3.000</td> <td>PC</td> </tr> <tr> <td>GN1526A0</td> <td>INT. D.=6.9 TH=1.8 O-RIN</td> <td>7.000</td> <td>PC</td> </tr> <tr> <td>RC1018A0</td> <td>ZINC PLATED D12 ELASTIC CLAMP</td> <td>2.000</td> <td>PC</td> </tr> <tr> <td>RC1019A0</td> <td>D=10 ELASTIC CLAMP</td> <td>14.000</td> <td>PC</td> </tr> <tr> <td>RC1130A0</td> <td>130x2,6 CLAM</td> <td>1.000</td> <td>PC</td> </tr> <tr> <td>RC1131A0</td> <td>200x2,6 BLACK CLAMP</td> <td>2.000</td> <td>PC</td> </tr> <tr> <td>RC1242A0</td> <td>D=10 CLOSED CAP</td> <td>2.000</td> <td>PC</td> </tr> <tr> <td>RC1356A0</td> <td>"STRAIGHT THREADED FEMALE END 8x1/4" BS</td> <td>1.000</td> <td>PC</td> </tr> <tr> <td>TB2821A0</td> <td>EPDM 6X10 L=40MM PIPE</td> <td>6.000</td> <td>PC</td> </tr> <tr> <td>TB3004A0</td> <td>TB2820A L=550mm EPDM BLACK PIPE</td> <td>1.000</td> <td>PC</td> </tr> <tr> <td>TB3005B0</td> <td>TB3132A L=550mm EPDM WHITE-BLUE PIPE</td> <td>1.000</td> <td>PC</td> </tr> <tr> <td>TB3225B0</td> <td>TB2820A-TAN K-WASHYNG SYS CONNECTION</td> <td>1.000</td> <td>PC</td> </tr> <tr> <td>TB3252A0</td> <td>TB3252A0</td> <td>1.000</td> <td>PC</td> </tr> <tr> <td>VL1019A0</td> <td>VIBRATION DETERGENT PUMP</td> <td>1.000</td> <td>PC</td> </tr> <tr> <td>VL1047A1</td> <td>D6 PIPE HOLDER - D8 J.G. TERMINAL</td> <td>1.000</td> <td>PC</td> </tr> </tbody> </table> | Code | Description | Qty | UOM | 0H2354A1 | XEVC-XEVL PLUS WASHING CIRCUIT PLAT | 1.000 | PC | EL1440A0 | WATER SELF CLEANING VALVE | 3.000 | PC | GN1526A0 | INT. D.=6.9 TH=1.8 O-RIN | 7.000 | PC | RC1018A0 | ZINC PLATED D12 ELASTIC CLAMP | 2.000 | PC | RC1019A0 | D=10 ELASTIC CLAMP | 14.000 | PC | RC1130A0 | 130x2,6 CLAM | 1.000 | PC | RC1131A0 | 200x2,6 BLACK CLAMP | 2.000 | PC | RC1242A0 | D=10 CLOSED CAP | 2.000 | PC | RC1356A0 | "STRAIGHT THREADED FEMALE END 8x1/4" BS | 1.000 | PC | TB2821A0 | EPDM 6X10 L=40MM PIPE | 6.000 | PC | TB3004A0 | TB2820A L=550mm EPDM BLACK PIPE | 1.000 | PC | TB3005B0 | TB3132A L=550mm EPDM WHITE-BLUE PIPE | 1.000 | PC | TB3225B0 | TB2820A-TAN K-WASHYNG SYS CONNECTION | 1.000 | PC | TB3252A0 | TB3252A0 | 1.000 | PC | VL1019A0 | VIBRATION DETERGENT PUMP | 1.000 | PC | VL1047A1 | D6 PIPE HOLDER - D8 J.G. TERMINAL | 1.000 | PC |
| Code | Description | Qty | UOM | | | | | | | | | | | | | | | | | | | | | | | | | | | | | | | | | | | | | | | | | | | | | | | | | | | | | | | | | | | | | | | | | | | |
| 0H2354A1 | XEVC-XEVL PLUS WASHING CIRCUIT PLAT | 1.000 | PC | | | | | | | | | | | | | | | | | | | | | | | | | | | | | | | | | | | | | | | | | | | | | | | | | | | | | | | | | | | | | | | | | | | |
| EL1440A0 | WATER SELF CLEANING VALVE | 3.000 | PC | | | | | | | | | | | | | | | | | | | | | | | | | | | | | | | | | | | | | | | | | | | | | | | | | | | | | | | | | | | | | | | | | | | |
| GN1526A0 | INT. D.=6.9 TH=1.8 O-RIN | 7.000 | PC | | | | | | | | | | | | | | | | | | | | | | | | | | | | | | | | | | | | | | | | | | | | | | | | | | | | | | | | | | | | | | | | | | | |
| RC1018A0 | ZINC PLATED D12 ELASTIC CLAMP | 2.000 | PC | | | | | | | | | | | | | | | | | | | | | | | | | | | | | | | | | | | | | | | | | | | | | | | | | | | | | | | | | | | | | | | | | | | |
| RC1019A0 | D=10 ELASTIC CLAMP | 14.000 | PC | | | | | | | | | | | | | | | | | | | | | | | | | | | | | | | | | | | | | | | | | | | | | | | | | | | | | | | | | | | | | | | | | | | |
| RC1130A0 | 130x2,6 CLAM | 1.000 | PC | | | | | | | | | | | | | | | | | | | | | | | | | | | | | | | | | | | | | | | | | | | | | | | | | | | | | | | | | | | | | | | | | | | |
| RC1131A0 | 200x2,6 BLACK CLAMP | 2.000 | PC | | | | | | | | | | | | | | | | | | | | | | | | | | | | | | | | | | | | | | | | | | | | | | | | | | | | | | | | | | | | | | | | | | | |
| RC1242A0 | D=10 CLOSED CAP | 2.000 | PC | | | | | | | | | | | | | | | | | | | | | | | | | | | | | | | | | | | | | | | | | | | | | | | | | | | | | | | | | | | | | | | | | | | |
| RC1356A0 | "STRAIGHT THREADED FEMALE END 8x1/4" BS | 1.000 | PC | | | | | | | | | | | | | | | | | | | | | | | | | | | | | | | | | | | | | | | | | | | | | | | | | | | | | | | | | | | | | | | | | | | |
| TB2821A0 | EPDM 6X10 L=40MM PIPE | 6.000 | PC | | | | | | | | | | | | | | | | | | | | | | | | | | | | | | | | | | | | | | | | | | | | | | | | | | | | | | | | | | | | | | | | | | | |
| TB3004A0 | TB2820A L=550mm EPDM BLACK PIPE | 1.000 | PC | | | | | | | | | | | | | | | | | | | | | | | | | | | | | | | | | | | | | | | | | | | | | | | | | | | | | | | | | | | | | | | | | | | |
| TB3005B0 | TB3132A L=550mm EPDM WHITE-BLUE PIPE | 1.000 | PC | | | | | | | | | | | | | | | | | | | | | | | | | | | | | | | | | | | | | | | | | | | | | | | | | | | | | | | | | | | | | | | | | | | |
| TB3225B0 | TB2820A-TAN K-WASHYNG SYS CONNECTION | 1.000 | PC | | | | | | | | | | | | | | | | | | | | | | | | | | | | | | | | | | | | | | | | | | | | | | | | | | | | | | | | | | | | | | | | | | | |
| TB3252A0 | TB3252A0 | 1.000 | PC | | | | | | | | | | | | | | | | | | | | | | | | | | | | | | | | | | | | | | | | | | | | | | | | | | | | | | | | | | | | | | | | | | | |
| VL1019A0 | VIBRATION DETERGENT PUMP | 1.000 | PC | | | | | | | | | | | | | | | | | | | | | | | | | | | | | | | | | | | | | | | | | | | | | | | | | | | | | | | | | | | | | | | | | | | |
| VL1047A1 | D6 PIPE HOLDER - D8 J.G. TERMINAL | 1.000 | PC | | | | | | | | | | | | | | | | | | | | | | | | | | | | | | | | | | | | | | | | | | | | | | | | | | | | | | | | | | | | | | | | | | | |




| COMPONENT | | | SPARE PART | | | | | | | | | | | | | | | | | | | | | | | | | | | | | | | | | | | | | | | | | | | | | | |
|-----------|---|--|------------|--------------------------------------|---|------|-------------|--------------------------|-------|----------|-------------------------------|--------------------|-------|----------|---|--------------|-------|----------|-----------------------|---------------------|-------|----------|-------------------|-----------------|-------|----------|----------------------------|-----------------------|-------|----------|---------------------------------|--------------------------|-------|----------|---------------------------------------|-----------------------|-------|----------|--------------------------------|----------------------------|-------|----------|------------------------------------|---------------------------------|-------|----------|------------------------------------|-------|----|
| Code | Description | Image | Code | Description | Kit components | | | | | | | | | | | | | | | | | | | | | | | | | | | | | | | | | | | | | | | | | | | | |
| VL1185A | 2 WAYS PLUS WASHING DISTRIBUTOR |  | KVL1183A | 1 ROTOR ARM PLUS CLEANING SYSTEM KIT | <table border="1"> <thead> <tr> <th>Code</th> <th>Description</th> <th>Qty</th> <th>UOM</th> </tr> </thead> <tbody> <tr> <td>VL1065A1</td> <td>1/4 MALE N.O. PRESSURE SWITCH</td> <td>1.000</td> <td>PC</td> </tr> <tr> <td>VL1102A1</td> <td>DETERGENT LINE FILTER + BARBED VNR 6 MM</td> <td>1.000</td> <td>PC</td> </tr> <tr> <td>VL1128A1</td> <td>D6 BARBED CHECK VALVE</td> <td>2.000</td> <td>PC</td> </tr> <tr> <td>VL1166A0</td> <td>BB6-AR6 L FITTING</td> <td>3.000</td> <td>PC</td> </tr> <tr> <td>VL1174C0</td> <td>D1.2 MM CALIBRATED D1.2 MM</td> <td>1.000</td> <td>PC</td> </tr> <tr> <td>VL1185A0</td> <td>2 WAYS PLUS WASHING DISTRIBUTOR</td> <td>1.000</td> <td>PC</td> </tr> <tr> <td>VL1190A0</td> <td>PLUS WASHING SYSTEM INLET DISTRIBUTOR</td> <td>1.000</td> <td>PC</td> </tr> <tr> <td>VL1214A0</td> <td>BAYONET - 6mm BARBED NRV VALVE</td> <td>1.000</td> <td>PC</td> </tr> <tr> <td>VM1605A0</td> <td>CLIP TWIST LOCK DIAM. 10,2-12,7 MM</td> <td>3.000</td> <td>PC</td> </tr> <tr> <td>VM2172A0</td> <td>LOCKING CLIP FOR PUMP WITH CIRCUIT</td> <td>4.000</td> <td>PC</td> </tr> </tbody> </table> | Code | Description | Qty | UOM | VL1065A1 | 1/4 MALE N.O. PRESSURE SWITCH | 1.000 | PC | VL1102A1 | DETERGENT LINE FILTER + BARBED VNR 6 MM | 1.000 | PC | VL1128A1 | D6 BARBED CHECK VALVE | 2.000 | PC | VL1166A0 | BB6-AR6 L FITTING | 3.000 | PC | VL1174C0 | D1.2 MM CALIBRATED D1.2 MM | 1.000 | PC | VL1185A0 | 2 WAYS PLUS WASHING DISTRIBUTOR | 1.000 | PC | VL1190A0 | PLUS WASHING SYSTEM INLET DISTRIBUTOR | 1.000 | PC | VL1214A0 | BAYONET - 6mm BARBED NRV VALVE | 1.000 | PC | VM1605A0 | CLIP TWIST LOCK DIAM. 10,2-12,7 MM | 3.000 | PC | VM2172A0 | LOCKING CLIP FOR PUMP WITH CIRCUIT | 4.000 | PC |
| | | | Code | Description | Qty | UOM | | | | | | | | | | | | | | | | | | | | | | | | | | | | | | | | | | | | | | | | | | | |
| VL1065A1 | 1/4 MALE N.O. PRESSURE SWITCH | 1.000 | PC | | | | | | | | | | | | | | | | | | | | | | | | | | | | | | | | | | | | | | | | | | | | | | |
| VL1102A1 | DETERGENT LINE FILTER + BARBED VNR 6 MM | 1.000 | PC | | | | | | | | | | | | | | | | | | | | | | | | | | | | | | | | | | | | | | | | | | | | | | |
| VL1128A1 | D6 BARBED CHECK VALVE | 2.000 | PC | | | | | | | | | | | | | | | | | | | | | | | | | | | | | | | | | | | | | | | | | | | | | | |
| VL1166A0 | BB6-AR6 L FITTING | 3.000 | PC | | | | | | | | | | | | | | | | | | | | | | | | | | | | | | | | | | | | | | | | | | | | | | |
| VL1174C0 | D1.2 MM CALIBRATED D1.2 MM | 1.000 | PC | | | | | | | | | | | | | | | | | | | | | | | | | | | | | | | | | | | | | | | | | | | | | | |
| VL1185A0 | 2 WAYS PLUS WASHING DISTRIBUTOR | 1.000 | PC | | | | | | | | | | | | | | | | | | | | | | | | | | | | | | | | | | | | | | | | | | | | | | |
| VL1190A0 | PLUS WASHING SYSTEM INLET DISTRIBUTOR | 1.000 | PC | | | | | | | | | | | | | | | | | | | | | | | | | | | | | | | | | | | | | | | | | | | | | | |
| VL1214A0 | BAYONET - 6mm BARBED NRV VALVE | 1.000 | PC | | | | | | | | | | | | | | | | | | | | | | | | | | | | | | | | | | | | | | | | | | | | | | |
| VM1605A0 | CLIP TWIST LOCK DIAM. 10,2-12,7 MM | 3.000 | PC | | | | | | | | | | | | | | | | | | | | | | | | | | | | | | | | | | | | | | | | | | | | | | |
| VM2172A0 | LOCKING CLIP FOR PUMP WITH CIRCUIT | 4.000 | PC | | | | | | | | | | | | | | | | | | | | | | | | | | | | | | | | | | | | | | | | | | | | | | |
| KVL0683A | >12/2019 1 ROTOR ARM PLUS WASH PUMP KIT | <table border="1"> <thead> <tr> <th>Code</th> <th>Description</th> <th>Qty</th> <th>UOM</th> </tr> </thead> <tbody> <tr> <td>GN1526A0</td> <td>INT. D.=6.9 TH=1.8 O-RIN</td> <td>2.000</td> <td>PC</td> </tr> <tr> <td>RC1019A0</td> <td>D=10 ELASTIC CLAMP</td> <td>4.000</td> <td>PC</td> </tr> <tr> <td>RC1130A0</td> <td>130x2,6 CLAM</td> <td>1.000</td> <td>PC</td> </tr> <tr> <td>RC1131A0</td> <td>200x2,6 BLACK CLAMP</td> <td>2.000</td> <td>PC</td> </tr> <tr> <td>RC1242A0</td> <td>D=10 CLOSED CAP</td> <td>2.000</td> <td>PC</td> </tr> <tr> <td>TB2821A0</td> <td>EPDM 6X10 L=40MM PIPE</td> <td>3.000</td> <td>PC</td> </tr> <tr> <td>VL1019A0</td> <td>VIBRATION DETERGENT PUMP</td> <td>1.000</td> <td>PC</td> </tr> <tr> <td>VL1128A1</td> <td>D6 BARBED CHECK VALVE</td> <td>1.000</td> <td>PC</td> </tr> <tr> <td>VL1174C0</td> <td>D1.2 MM CALIBRATED D1.2 MM</td> <td>1.000</td> <td>PC</td> </tr> <tr> <td>VL1185A0</td> <td>2 WAYS PLUS WASHING DISTRIBUTOR</td> <td>1.000</td> <td>PC</td> </tr> </tbody> </table> | Code | Description | Qty | UOM | GN1526A0 | INT. D.=6.9 TH=1.8 O-RIN | 2.000 | PC | RC1019A0 | D=10 ELASTIC CLAMP | 4.000 | PC | RC1130A0 | 130x2,6 CLAM | 1.000 | PC | RC1131A0 | 200x2,6 BLACK CLAMP | 2.000 | PC | RC1242A0 | D=10 CLOSED CAP | 2.000 | PC | TB2821A0 | EPDM 6X10 L=40MM PIPE | 3.000 | PC | VL1019A0 | VIBRATION DETERGENT PUMP | 1.000 | PC | VL1128A1 | D6 BARBED CHECK VALVE | 1.000 | PC | VL1174C0 | D1.2 MM CALIBRATED D1.2 MM | 1.000 | PC | VL1185A0 | 2 WAYS PLUS WASHING DISTRIBUTOR | 1.000 | PC | | | |
| Code | Description | Qty | UOM | | | | | | | | | | | | | | | | | | | | | | | | | | | | | | | | | | | | | | | | | | | | | | |
| GN1526A0 | INT. D.=6.9 TH=1.8 O-RIN | 2.000 | PC | | | | | | | | | | | | | | | | | | | | | | | | | | | | | | | | | | | | | | | | | | | | | | |
| RC1019A0 | D=10 ELASTIC CLAMP | 4.000 | PC | | | | | | | | | | | | | | | | | | | | | | | | | | | | | | | | | | | | | | | | | | | | | | |
| RC1130A0 | 130x2,6 CLAM | 1.000 | PC | | | | | | | | | | | | | | | | | | | | | | | | | | | | | | | | | | | | | | | | | | | | | | |
| RC1131A0 | 200x2,6 BLACK CLAMP | 2.000 | PC | | | | | | | | | | | | | | | | | | | | | | | | | | | | | | | | | | | | | | | | | | | | | | |
| RC1242A0 | D=10 CLOSED CAP | 2.000 | PC | | | | | | | | | | | | | | | | | | | | | | | | | | | | | | | | | | | | | | | | | | | | | | |
| TB2821A0 | EPDM 6X10 L=40MM PIPE | 3.000 | PC | | | | | | | | | | | | | | | | | | | | | | | | | | | | | | | | | | | | | | | | | | | | | | |
| VL1019A0 | VIBRATION DETERGENT PUMP | 1.000 | PC | | | | | | | | | | | | | | | | | | | | | | | | | | | | | | | | | | | | | | | | | | | | | | |
| VL1128A1 | D6 BARBED CHECK VALVE | 1.000 | PC | | | | | | | | | | | | | | | | | | | | | | | | | | | | | | | | | | | | | | | | | | | | | | |
| VL1174C0 | D1.2 MM CALIBRATED D1.2 MM | 1.000 | PC | | | | | | | | | | | | | | | | | | | | | | | | | | | | | | | | | | | | | | | | | | | | | | |
| VL1185A0 | 2 WAYS PLUS WASHING DISTRIBUTOR | 1.000 | PC | | | | | | | | | | | | | | | | | | | | | | | | | | | | | | | | | | | | | | | | | | | | | | |




| COMPONENT | | | SPARE PART | | | | | | | | | | | | | | | | | | | | | | | | | | | | | | | | | | | | | | | | | | | | | | | | | | | | | | | | | | | | | | | | | | | | | | | | | | | | | | |
|-----------|---|--|------------|---|--|------|-------------|-----|-----|----------|---------------------------------------|-------|----|----------|------------------------------------|-------|----|----------|---------------------------|-------|----|----------|-------------------------------|--------|----|----------|--------------------|--------|----|----------|--------------|-------|----|----------|---------------------|-------|----|----------|-----------------|-------|----|----------|---|-------|----|----------|--|-------|----|----------|--|-------|----|----------|-----------------------|-------|----|----------|---------------------------------|-------|----|----------|--|-------|----|----------|--|-------|----|----------|---------------------------------------|-------|----|----------|--------------------------|-------|----|----------|-------------------------------|-------|----|
| Code | Description | Image | Code | Description | Kit components | | | | | | | | | | | | | | | | | | | | | | | | | | | | | | | | | | | | | | | | | | | | | | | | | | | | | | | | | | | | | | | | | | | | | | | | | | | | |
| VL1185A | 2 WAYS PLUS WASHING DISTRIBUTOR |  | KVL0683A | >12/2019 1 ROTOR ARM PLUS WASH PUMP KIT | <table border="1"> <thead> <tr> <th>Code</th> <th>Description</th> <th>Qty</th> <th>UOM</th> </tr> </thead> <tbody> <tr> <td>VL1190A0</td> <td>PLUS WASHING SYSTEM INLET DISTRIBUTOR</td> <td>1.000</td> <td>PC</td> </tr> <tr> <td>VM2172A0</td> <td>LOCKING CLIP FOR PUMP WITH CIRCUIT</td> <td>1.000</td> <td>PC</td> </tr> </tbody> </table> | Code | Description | Qty | UOM | VL1190A0 | PLUS WASHING SYSTEM INLET DISTRIBUTOR | 1.000 | PC | VM2172A0 | LOCKING CLIP FOR PUMP WITH CIRCUIT | 1.000 | PC | | | | | | | | | | | | | | | | | | | | | | | | | | | | | | | | | | | | | | | | | | | | | | | | | | | | | | | | | | | | | | | | |
| Code | Description | Qty | UOM | | | | | | | | | | | | | | | | | | | | | | | | | | | | | | | | | | | | | | | | | | | | | | | | | | | | | | | | | | | | | | | | | | | | | | | | | | | | | | |
| VL1190A0 | PLUS WASHING SYSTEM INLET DISTRIBUTOR | 1.000 | PC | | | | | | | | | | | | | | | | | | | | | | | | | | | | | | | | | | | | | | | | | | | | | | | | | | | | | | | | | | | | | | | | | | | | | | | | | | | | | | |
| VM2172A0 | LOCKING CLIP FOR PUMP WITH CIRCUIT | 1.000 | PC | | | | | | | | | | | | | | | | | | | | | | | | | | | | | | | | | | | | | | | | | | | | | | | | | | | | | | | | | | | | | | | | | | | | | | | | | | | | | | |
| VL1190A | PLUS WASHING SYSTEM INLET DISTRIBUTOR |  | KVL1209A | US PLUS 3 ROTOR ARMS WASHING SYSTEM KIT | <table border="1"> <thead> <tr> <th>Code</th> <th>Description</th> <th>Qty</th> <th>UOM</th> </tr> </thead> <tbody> <tr> <td>0H2354A1</td> <td>XEVC-XEVL PLUS WASHING CIRCUIT PLAT</td> <td>1.000</td> <td>PC</td> </tr> <tr> <td>EL1450A0</td> <td>US SELF-CLEANING WATER SOLENOID</td> <td>4.000</td> <td>PC</td> </tr> <tr> <td>GN1526A0</td> <td>INT. D.=6.9 TH=1.8 O-RING</td> <td>9.000</td> <td>PC</td> </tr> <tr> <td>RC1018A0</td> <td>ZINC PLATED D12 ELASTIC CLAMP</td> <td>12.000</td> <td>PC</td> </tr> <tr> <td>RC1019A0</td> <td>D=10 ELASTIC CLAMP</td> <td>15.000</td> <td>PC</td> </tr> <tr> <td>RC1130A0</td> <td>130x2.6 CLAM</td> <td>1.000</td> <td>PC</td> </tr> <tr> <td>RC1131A0</td> <td>200x2.6 BLACK CLAMP</td> <td>3.000</td> <td>PC</td> </tr> <tr> <td>RC1242A0</td> <td>D=10 CLOSED CAP</td> <td>2.000</td> <td>PC</td> </tr> <tr> <td>RC1356A0</td> <td>"STRAIGHT THREADED FEMALE END 8x1/4" BS</td> <td>1.000</td> <td>PC</td> </tr> <tr> <td>TB2652A0</td> <td></td> <td>1.000</td> <td>PC</td> </tr> <tr> <td>TB2677A0</td> <td></td> <td>1.000</td> <td>PC</td> </tr> <tr> <td>TB2821A0</td> <td>EPDM 6X10 L=40MM PIPE</td> <td>6.000</td> <td>PC</td> </tr> <tr> <td>TB3004A0</td> <td>TB2820A L=550mm EPDM BLACK PIPE</td> <td>2.000</td> <td>PC</td> </tr> <tr> <td>TB3024C0</td> <td></td> <td>3.000</td> <td>PC</td> </tr> <tr> <td>TB3226A0</td> <td></td> <td>1.000</td> <td>PC</td> </tr> <tr> <td>TB3440A0</td> <td>TB3132A L=1050mm EPDM WHITE-BLUE PIPE</td> <td>1.000</td> <td>PC</td> </tr> <tr> <td>VL1019A0</td> <td>VIBRATION DETERGENT PUMP</td> <td>1.000</td> <td>PC</td> </tr> <tr> <td>VL1065A1</td> <td>1/4 MALE N.O. PRESSURE SWITCH</td> <td>1.000</td> <td>PC</td> </tr> </tbody> </table> | Code | Description | Qty | UOM | 0H2354A1 | XEVC-XEVL PLUS WASHING CIRCUIT PLAT | 1.000 | PC | EL1450A0 | US SELF-CLEANING WATER SOLENOID | 4.000 | PC | GN1526A0 | INT. D.=6.9 TH=1.8 O-RING | 9.000 | PC | RC1018A0 | ZINC PLATED D12 ELASTIC CLAMP | 12.000 | PC | RC1019A0 | D=10 ELASTIC CLAMP | 15.000 | PC | RC1130A0 | 130x2.6 CLAM | 1.000 | PC | RC1131A0 | 200x2.6 BLACK CLAMP | 3.000 | PC | RC1242A0 | D=10 CLOSED CAP | 2.000 | PC | RC1356A0 | "STRAIGHT THREADED FEMALE END 8x1/4" BS | 1.000 | PC | TB2652A0 | | 1.000 | PC | TB2677A0 | | 1.000 | PC | TB2821A0 | EPDM 6X10 L=40MM PIPE | 6.000 | PC | TB3004A0 | TB2820A L=550mm EPDM BLACK PIPE | 2.000 | PC | TB3024C0 | | 3.000 | PC | TB3226A0 | | 1.000 | PC | TB3440A0 | TB3132A L=1050mm EPDM WHITE-BLUE PIPE | 1.000 | PC | VL1019A0 | VIBRATION DETERGENT PUMP | 1.000 | PC | VL1065A1 | 1/4 MALE N.O. PRESSURE SWITCH | 1.000 | PC |
| Code | Description | Qty | UOM | | | | | | | | | | | | | | | | | | | | | | | | | | | | | | | | | | | | | | | | | | | | | | | | | | | | | | | | | | | | | | | | | | | | | | | | | | | | | | |
| 0H2354A1 | XEVC-XEVL PLUS WASHING CIRCUIT PLAT | 1.000 | PC | | | | | | | | | | | | | | | | | | | | | | | | | | | | | | | | | | | | | | | | | | | | | | | | | | | | | | | | | | | | | | | | | | | | | | | | | | | | | | |
| EL1450A0 | US SELF-CLEANING WATER SOLENOID | 4.000 | PC | | | | | | | | | | | | | | | | | | | | | | | | | | | | | | | | | | | | | | | | | | | | | | | | | | | | | | | | | | | | | | | | | | | | | | | | | | | | | | |
| GN1526A0 | INT. D.=6.9 TH=1.8 O-RING | 9.000 | PC | | | | | | | | | | | | | | | | | | | | | | | | | | | | | | | | | | | | | | | | | | | | | | | | | | | | | | | | | | | | | | | | | | | | | | | | | | | | | | |
| RC1018A0 | ZINC PLATED D12 ELASTIC CLAMP | 12.000 | PC | | | | | | | | | | | | | | | | | | | | | | | | | | | | | | | | | | | | | | | | | | | | | | | | | | | | | | | | | | | | | | | | | | | | | | | | | | | | | | |
| RC1019A0 | D=10 ELASTIC CLAMP | 15.000 | PC | | | | | | | | | | | | | | | | | | | | | | | | | | | | | | | | | | | | | | | | | | | | | | | | | | | | | | | | | | | | | | | | | | | | | | | | | | | | | | |
| RC1130A0 | 130x2.6 CLAM | 1.000 | PC | | | | | | | | | | | | | | | | | | | | | | | | | | | | | | | | | | | | | | | | | | | | | | | | | | | | | | | | | | | | | | | | | | | | | | | | | | | | | | |
| RC1131A0 | 200x2.6 BLACK CLAMP | 3.000 | PC | | | | | | | | | | | | | | | | | | | | | | | | | | | | | | | | | | | | | | | | | | | | | | | | | | | | | | | | | | | | | | | | | | | | | | | | | | | | | | |
| RC1242A0 | D=10 CLOSED CAP | 2.000 | PC | | | | | | | | | | | | | | | | | | | | | | | | | | | | | | | | | | | | | | | | | | | | | | | | | | | | | | | | | | | | | | | | | | | | | | | | | | | | | | |
| RC1356A0 | "STRAIGHT THREADED FEMALE END 8x1/4" BS | 1.000 | PC | | | | | | | | | | | | | | | | | | | | | | | | | | | | | | | | | | | | | | | | | | | | | | | | | | | | | | | | | | | | | | | | | | | | | | | | | | | | | | |
| TB2652A0 | | 1.000 | PC | | | | | | | | | | | | | | | | | | | | | | | | | | | | | | | | | | | | | | | | | | | | | | | | | | | | | | | | | | | | | | | | | | | | | | | | | | | | | | |
| TB2677A0 | | 1.000 | PC | | | | | | | | | | | | | | | | | | | | | | | | | | | | | | | | | | | | | | | | | | | | | | | | | | | | | | | | | | | | | | | | | | | | | | | | | | | | | | |
| TB2821A0 | EPDM 6X10 L=40MM PIPE | 6.000 | PC | | | | | | | | | | | | | | | | | | | | | | | | | | | | | | | | | | | | | | | | | | | | | | | | | | | | | | | | | | | | | | | | | | | | | | | | | | | | | | |
| TB3004A0 | TB2820A L=550mm EPDM BLACK PIPE | 2.000 | PC | | | | | | | | | | | | | | | | | | | | | | | | | | | | | | | | | | | | | | | | | | | | | | | | | | | | | | | | | | | | | | | | | | | | | | | | | | | | | | |
| TB3024C0 | | 3.000 | PC | | | | | | | | | | | | | | | | | | | | | | | | | | | | | | | | | | | | | | | | | | | | | | | | | | | | | | | | | | | | | | | | | | | | | | | | | | | | | | |
| TB3226A0 | | 1.000 | PC | | | | | | | | | | | | | | | | | | | | | | | | | | | | | | | | | | | | | | | | | | | | | | | | | | | | | | | | | | | | | | | | | | | | | | | | | | | | | | |
| TB3440A0 | TB3132A L=1050mm EPDM WHITE-BLUE PIPE | 1.000 | PC | | | | | | | | | | | | | | | | | | | | | | | | | | | | | | | | | | | | | | | | | | | | | | | | | | | | | | | | | | | | | | | | | | | | | | | | | | | | | | |
| VL1019A0 | VIBRATION DETERGENT PUMP | 1.000 | PC | | | | | | | | | | | | | | | | | | | | | | | | | | | | | | | | | | | | | | | | | | | | | | | | | | | | | | | | | | | | | | | | | | | | | | | | | | | | | | |
| VL1065A1 | 1/4 MALE N.O. PRESSURE SWITCH | 1.000 | PC | | | | | | | | | | | | | | | | | | | | | | | | | | | | | | | | | | | | | | | | | | | | | | | | | | | | | | | | | | | | | | | | | | | | | | | | | | | | | | |




| COMPONENT | | | SPARE PART | | | | | | | | | | | | | | | | | | | | | | | | | | | | | | | | | | | | | | | | | | | | | | | | | | | | | | | | | | | | | | | | | | | | | | | | | | | | | | | | | |
|-----------|---|---|------------|---|---|------|-------------|-----|-----|----------|---|-------|----|----------|-----------------------------|-------|----|----------|-----------------------|-------|----|----------|-------------------|-------|----|----------|---------------------------------------|-------|----|----------|----------------------------|-------|----|----------|---------------------------------|-------|----|----------|---------------------------------|-------|----|----------|---------------------------------------|-------|----|----------|--------------------------------|-------|----|----------|------------------------------------|-------|----|----------|------------------------------------|-------|----|----------|---|--|------|-------------|-----|-----|----------|-------------------------------------|-------|----|----------|---------------------------------|-------|----|----------|--------------------------|-------|----|----------|-------------------------------|-------|----|----------|--------------------|-------|----|
| Code | Description | Image | Code | Description | Kit components | | | | | | | | | | | | | | | | | | | | | | | | | | | | | | | | | | | | | | | | | | | | | | | | | | | | | | | | | | | | | | | | | | | | | | | | | | | | | | | |
| VL1190A | PLUS WASHING SYSTEM INLET DISTRIBUTOR |  | KVL1209A | US PLUS 3 ROTOR ARMS WASHING SYSTEM KIT | <table border="1"> <thead> <tr> <th>Code</th> <th>Description</th> <th>Qty</th> <th>UOM</th> </tr> </thead> <tbody> <tr> <td>VL1102A1</td> <td>DETERGENT LINE FILTER + BARBED VNR 6 MM</td> <td>1.000</td> <td>PC</td> </tr> <tr> <td>VL1127A1</td> <td>6mm BARBED T-SHAPED FITTING</td> <td>2.000</td> <td>PC</td> </tr> <tr> <td>VL1128A1</td> <td>D6 BARBED CHECK VALVE</td> <td>3.000</td> <td>PC</td> </tr> <tr> <td>VL1166A0</td> <td>BB6-AR6 L FITTING</td> <td>4.000</td> <td>PC</td> </tr> <tr> <td>VL1167A2</td> <td>GN21 3 ROTOR ARMS B-B FLOW RESTRICTOR</td> <td>1.000</td> <td>PC</td> </tr> <tr> <td>VL1174C0</td> <td>D1.2 MM CALIBRATED D1.2 MM</td> <td>1.000</td> <td>PC</td> </tr> <tr> <td>VL1185A0</td> <td>2 WAYS PLUS WASHING DISTRIBUTOR</td> <td>1.000</td> <td>PC</td> </tr> <tr> <td>VL1186A0</td> <td>3 WAYS PLUS WASHING DISTRIBUTOR</td> <td>1.000</td> <td>PC</td> </tr> <tr> <td>VL1190A0</td> <td>PLUS WASHING SYSTEM INLET DISTRIBUTOR</td> <td>1.000</td> <td>PC</td> </tr> <tr> <td>VL1214A0</td> <td>BAYONET - 6mm BARBED NRV VALVE</td> <td>1.000</td> <td>PC</td> </tr> <tr> <td>VM1605A0</td> <td>CLIP TWIST LOCK DIAM. 10,2-12,7 MM</td> <td>3.000</td> <td>PC</td> </tr> <tr> <td>VM2172A0</td> <td>LOCKING CLIP FOR PUMP WITH CIRCUIT</td> <td>9.000</td> <td>PC</td> </tr> </tbody> </table> | Code | Description | Qty | UOM | VL1102A1 | DETERGENT LINE FILTER + BARBED VNR 6 MM | 1.000 | PC | VL1127A1 | 6mm BARBED T-SHAPED FITTING | 2.000 | PC | VL1128A1 | D6 BARBED CHECK VALVE | 3.000 | PC | VL1166A0 | BB6-AR6 L FITTING | 4.000 | PC | VL1167A2 | GN21 3 ROTOR ARMS B-B FLOW RESTRICTOR | 1.000 | PC | VL1174C0 | D1.2 MM CALIBRATED D1.2 MM | 1.000 | PC | VL1185A0 | 2 WAYS PLUS WASHING DISTRIBUTOR | 1.000 | PC | VL1186A0 | 3 WAYS PLUS WASHING DISTRIBUTOR | 1.000 | PC | VL1190A0 | PLUS WASHING SYSTEM INLET DISTRIBUTOR | 1.000 | PC | VL1214A0 | BAYONET - 6mm BARBED NRV VALVE | 1.000 | PC | VM1605A0 | CLIP TWIST LOCK DIAM. 10,2-12,7 MM | 3.000 | PC | VM2172A0 | LOCKING CLIP FOR PUMP WITH CIRCUIT | 9.000 | PC | KVL1208A | US PLUS 2 ROTOR ARMS WASHING SYSTEM KIT | <table border="1"> <thead> <tr> <th>Code</th> <th>Description</th> <th>Qty</th> <th>UOM</th> </tr> </thead> <tbody> <tr> <td>0H2354A1</td> <td>XEVC-XEVL PLUS WASHING CIRCUIT PLAT</td> <td>1.000</td> <td>PC</td> </tr> <tr> <td>EL1450A0</td> <td>US SELF-CLEANING WATER SOLENOID</td> <td>4.000</td> <td>PC</td> </tr> <tr> <td>GN1526A0</td> <td>INT. D.=6.9 TH=1.8 O-RIN</td> <td>9.000</td> <td>PC</td> </tr> <tr> <td>RC1018A0</td> <td>ZINC PLATED D12 ELASTIC CLAMP</td> <td>3.000</td> <td>PC</td> </tr> <tr> <td>RC1019A0</td> <td>D=10 ELASTIC CLAMP</td> <td>2.000</td> <td>PC</td> </tr> </tbody> </table> | Code | Description | Qty | UOM | 0H2354A1 | XEVC-XEVL PLUS WASHING CIRCUIT PLAT | 1.000 | PC | EL1450A0 | US SELF-CLEANING WATER SOLENOID | 4.000 | PC | GN1526A0 | INT. D.=6.9 TH=1.8 O-RIN | 9.000 | PC | RC1018A0 | ZINC PLATED D12 ELASTIC CLAMP | 3.000 | PC | RC1019A0 | D=10 ELASTIC CLAMP | 2.000 | PC |
| | | | Code | Description | Qty | UOM | | | | | | | | | | | | | | | | | | | | | | | | | | | | | | | | | | | | | | | | | | | | | | | | | | | | | | | | | | | | | | | | | | | | | | | | | | | | | | |
| VL1102A1 | DETERGENT LINE FILTER + BARBED VNR 6 MM | 1.000 | PC | | | | | | | | | | | | | | | | | | | | | | | | | | | | | | | | | | | | | | | | | | | | | | | | | | | | | | | | | | | | | | | | | | | | | | | | | | | | | | | | | |
| VL1127A1 | 6mm BARBED T-SHAPED FITTING | 2.000 | PC | | | | | | | | | | | | | | | | | | | | | | | | | | | | | | | | | | | | | | | | | | | | | | | | | | | | | | | | | | | | | | | | | | | | | | | | | | | | | | | | | |
| VL1128A1 | D6 BARBED CHECK VALVE | 3.000 | PC | | | | | | | | | | | | | | | | | | | | | | | | | | | | | | | | | | | | | | | | | | | | | | | | | | | | | | | | | | | | | | | | | | | | | | | | | | | | | | | | | |
| VL1166A0 | BB6-AR6 L FITTING | 4.000 | PC | | | | | | | | | | | | | | | | | | | | | | | | | | | | | | | | | | | | | | | | | | | | | | | | | | | | | | | | | | | | | | | | | | | | | | | | | | | | | | | | | |
| VL1167A2 | GN21 3 ROTOR ARMS B-B FLOW RESTRICTOR | 1.000 | PC | | | | | | | | | | | | | | | | | | | | | | | | | | | | | | | | | | | | | | | | | | | | | | | | | | | | | | | | | | | | | | | | | | | | | | | | | | | | | | | | | |
| VL1174C0 | D1.2 MM CALIBRATED D1.2 MM | 1.000 | PC | | | | | | | | | | | | | | | | | | | | | | | | | | | | | | | | | | | | | | | | | | | | | | | | | | | | | | | | | | | | | | | | | | | | | | | | | | | | | | | | | |
| VL1185A0 | 2 WAYS PLUS WASHING DISTRIBUTOR | 1.000 | PC | | | | | | | | | | | | | | | | | | | | | | | | | | | | | | | | | | | | | | | | | | | | | | | | | | | | | | | | | | | | | | | | | | | | | | | | | | | | | | | | | |
| VL1186A0 | 3 WAYS PLUS WASHING DISTRIBUTOR | 1.000 | PC | | | | | | | | | | | | | | | | | | | | | | | | | | | | | | | | | | | | | | | | | | | | | | | | | | | | | | | | | | | | | | | | | | | | | | | | | | | | | | | | | |
| VL1190A0 | PLUS WASHING SYSTEM INLET DISTRIBUTOR | 1.000 | PC | | | | | | | | | | | | | | | | | | | | | | | | | | | | | | | | | | | | | | | | | | | | | | | | | | | | | | | | | | | | | | | | | | | | | | | | | | | | | | | | | |
| VL1214A0 | BAYONET - 6mm BARBED NRV VALVE | 1.000 | PC | | | | | | | | | | | | | | | | | | | | | | | | | | | | | | | | | | | | | | | | | | | | | | | | | | | | | | | | | | | | | | | | | | | | | | | | | | | | | | | | | |
| VM1605A0 | CLIP TWIST LOCK DIAM. 10,2-12,7 MM | 3.000 | PC | | | | | | | | | | | | | | | | | | | | | | | | | | | | | | | | | | | | | | | | | | | | | | | | | | | | | | | | | | | | | | | | | | | | | | | | | | | | | | | | | |
| VM2172A0 | LOCKING CLIP FOR PUMP WITH CIRCUIT | 9.000 | PC | | | | | | | | | | | | | | | | | | | | | | | | | | | | | | | | | | | | | | | | | | | | | | | | | | | | | | | | | | | | | | | | | | | | | | | | | | | | | | | | | |
| Code | Description | Qty | UOM | | | | | | | | | | | | | | | | | | | | | | | | | | | | | | | | | | | | | | | | | | | | | | | | | | | | | | | | | | | | | | | | | | | | | | | | | | | | | | | | | |
| 0H2354A1 | XEVC-XEVL PLUS WASHING CIRCUIT PLAT | 1.000 | PC | | | | | | | | | | | | | | | | | | | | | | | | | | | | | | | | | | | | | | | | | | | | | | | | | | | | | | | | | | | | | | | | | | | | | | | | | | | | | | | | | |
| EL1450A0 | US SELF-CLEANING WATER SOLENOID | 4.000 | PC | | | | | | | | | | | | | | | | | | | | | | | | | | | | | | | | | | | | | | | | | | | | | | | | | | | | | | | | | | | | | | | | | | | | | | | | | | | | | | | | | |
| GN1526A0 | INT. D.=6.9 TH=1.8 O-RIN | 9.000 | PC | | | | | | | | | | | | | | | | | | | | | | | | | | | | | | | | | | | | | | | | | | | | | | | | | | | | | | | | | | | | | | | | | | | | | | | | | | | | | | | | | |
| RC1018A0 | ZINC PLATED D12 ELASTIC CLAMP | 3.000 | PC | | | | | | | | | | | | | | | | | | | | | | | | | | | | | | | | | | | | | | | | | | | | | | | | | | | | | | | | | | | | | | | | | | | | | | | | | | | | | | | | | |
| RC1019A0 | D=10 ELASTIC CLAMP | 2.000 | PC | | | | | | | | | | | | | | | | | | | | | | | | | | | | | | | | | | | | | | | | | | | | | | | | | | | | | | | | | | | | | | | | | | | | | | | | | | | | | | | | | |




| COMPONENT | | | SPARE PART | | | | | | | | | | | | | | | | | | | | | | | | | | | | | | | | | | | | | | | | | | | | | | | | | | | | | | | | | | | | | | | | | | | | | | | | | | | | | | |
|-----------|---------------------------------------|---|------------|---|---|---|-------------|-----|-----|----------|--------------|-------|----|----------|---------------------|-------|----|----------|-----------------|-------|----|----------|---|-------|----|----------|-----------------------|-------|----|----------|---------------------|-------|----|----------|---------------------------------|-------|----|----------|--------------------------------------|-------|----|----------|---------------------------------------|-------|----|----------|--------------------------|-------|----|----------|-----------------------------------|-------|----|----------|-------------------------------|-------|----|----------|---|-------|----|----------|-----------------------|-------|----|----------|-----------------------------|-------|----|----------|-------------------|-------|----|----------|----------------------------|-------|----|----------|---------------------------------|-------|----|
| Code | Description | Image | Code | Description | Kit components | | | | | | | | | | | | | | | | | | | | | | | | | | | | | | | | | | | | | | | | | | | | | | | | | | | | | | | | | | | | | | | | | | | | | | | | | | | | |
| VL1190A | PLUS WASHING SYSTEM INLET DISTRIBUTOR |  | KVL1208A | US PLUS 2 ROTOR ARMS WASHING SYSTEM KIT | <table border="1"> <thead> <tr> <th>Code</th> <th>Description</th> <th>Qty</th> <th>UOM</th> </tr> </thead> <tbody> <tr> <td>RC1130A0</td> <td>130x2,6 CLAM</td> <td>1.000</td> <td>PC</td> </tr> <tr> <td>RC1131A0</td> <td>200x2,6 BLACK CLAMP</td> <td>3.000</td> <td>PC</td> </tr> <tr> <td>RC1242A0</td> <td>D=10 CLOSED CAP</td> <td>2.000</td> <td>PC</td> </tr> <tr> <td>RC1356A0</td> <td>"STRAIGHT THREADED FEMALE END 8x1/4" BS</td> <td>1.000</td> <td>PC</td> </tr> <tr> <td>TB2821A0</td> <td>EPDM 6X10 L=40MM PIPE</td> <td>6.000</td> <td>PC</td> </tr> <tr> <td>TB2994A0</td> <td>HOOD DETERGENT PIPE</td> <td>1.000</td> <td>PC</td> </tr> <tr> <td>TB3004A0</td> <td>TB2820A L=550mm EPDM BLACK PIPE</td> <td>1.000</td> <td>PC</td> </tr> <tr> <td>TB3005B0</td> <td>TB3132A L=550mm EPDM WHITE-BLUE PIPE</td> <td>1.000</td> <td>PC</td> </tr> <tr> <td>TB3440A0</td> <td>TB3132A L=1050mm EPDM WHITE-BLUE PIPE</td> <td>1.000</td> <td>PC</td> </tr> <tr> <td>VL1019A0</td> <td>VIBRATION DETERGENT PUMP</td> <td>1.000</td> <td>PC</td> </tr> <tr> <td>VL1047A1</td> <td>D6 PIPE HOLDER - D8 J.G. TERMINAL</td> <td>1.000</td> <td>PC</td> </tr> <tr> <td>VL1065A1</td> <td>1/4 MALE N.O. PRESSURE SWITCH</td> <td>1.000</td> <td>PC</td> </tr> <tr> <td>VL1102A1</td> <td>DETERGENT LINE FILTER + BARBED VNR 6 MM</td> <td>1.000</td> <td>PC</td> </tr> <tr> <td>VL1128A1</td> <td>D6 BARBED CHECK VALVE</td> <td>2.000</td> <td>PC</td> </tr> <tr> <td>VL1141A1</td> <td>BB6-BB6 STRAIGHT CONNECTION</td> <td>1.000</td> <td>PC</td> </tr> <tr> <td>VL1166A0</td> <td>BB6-AR6 L FITTING</td> <td>4.000</td> <td>PC</td> </tr> <tr> <td>VL1174C0</td> <td>D1.2 MM CALIBRATED D1.2 MM</td> <td>1.000</td> <td>PC</td> </tr> <tr> <td>VL1186A0</td> <td>3 WAYS PLUS WASHING DISTRIBUTOR</td> <td>1.000</td> <td>PC</td> </tr> </tbody> </table> | Code | Description | Qty | UOM | RC1130A0 | 130x2,6 CLAM | 1.000 | PC | RC1131A0 | 200x2,6 BLACK CLAMP | 3.000 | PC | RC1242A0 | D=10 CLOSED CAP | 2.000 | PC | RC1356A0 | "STRAIGHT THREADED FEMALE END 8x1/4" BS | 1.000 | PC | TB2821A0 | EPDM 6X10 L=40MM PIPE | 6.000 | PC | TB2994A0 | HOOD DETERGENT PIPE | 1.000 | PC | TB3004A0 | TB2820A L=550mm EPDM BLACK PIPE | 1.000 | PC | TB3005B0 | TB3132A L=550mm EPDM WHITE-BLUE PIPE | 1.000 | PC | TB3440A0 | TB3132A L=1050mm EPDM WHITE-BLUE PIPE | 1.000 | PC | VL1019A0 | VIBRATION DETERGENT PUMP | 1.000 | PC | VL1047A1 | D6 PIPE HOLDER - D8 J.G. TERMINAL | 1.000 | PC | VL1065A1 | 1/4 MALE N.O. PRESSURE SWITCH | 1.000 | PC | VL1102A1 | DETERGENT LINE FILTER + BARBED VNR 6 MM | 1.000 | PC | VL1128A1 | D6 BARBED CHECK VALVE | 2.000 | PC | VL1141A1 | BB6-BB6 STRAIGHT CONNECTION | 1.000 | PC | VL1166A0 | BB6-AR6 L FITTING | 4.000 | PC | VL1174C0 | D1.2 MM CALIBRATED D1.2 MM | 1.000 | PC | VL1186A0 | 3 WAYS PLUS WASHING DISTRIBUTOR | 1.000 | PC |
| | | | | | Code | Description | Qty | UOM | | | | | | | | | | | | | | | | | | | | | | | | | | | | | | | | | | | | | | | | | | | | | | | | | | | | | | | | | | | | | | | | | | | | | | | | | |
| | | | | | RC1130A0 | 130x2,6 CLAM | 1.000 | PC | | | | | | | | | | | | | | | | | | | | | | | | | | | | | | | | | | | | | | | | | | | | | | | | | | | | | | | | | | | | | | | | | | | | | | | | | |
| | | | | | RC1131A0 | 200x2,6 BLACK CLAMP | 3.000 | PC | | | | | | | | | | | | | | | | | | | | | | | | | | | | | | | | | | | | | | | | | | | | | | | | | | | | | | | | | | | | | | | | | | | | | | | | | |
| | | | | | RC1242A0 | D=10 CLOSED CAP | 2.000 | PC | | | | | | | | | | | | | | | | | | | | | | | | | | | | | | | | | | | | | | | | | | | | | | | | | | | | | | | | | | | | | | | | | | | | | | | | | |
| | | | | | RC1356A0 | "STRAIGHT THREADED FEMALE END 8x1/4" BS | 1.000 | PC | | | | | | | | | | | | | | | | | | | | | | | | | | | | | | | | | | | | | | | | | | | | | | | | | | | | | | | | | | | | | | | | | | | | | | | | | |
| | | | | | TB2821A0 | EPDM 6X10 L=40MM PIPE | 6.000 | PC | | | | | | | | | | | | | | | | | | | | | | | | | | | | | | | | | | | | | | | | | | | | | | | | | | | | | | | | | | | | | | | | | | | | | | | | | |
| | | | | | TB2994A0 | HOOD DETERGENT PIPE | 1.000 | PC | | | | | | | | | | | | | | | | | | | | | | | | | | | | | | | | | | | | | | | | | | | | | | | | | | | | | | | | | | | | | | | | | | | | | | | | | |
| | | | | | TB3004A0 | TB2820A L=550mm EPDM BLACK PIPE | 1.000 | PC | | | | | | | | | | | | | | | | | | | | | | | | | | | | | | | | | | | | | | | | | | | | | | | | | | | | | | | | | | | | | | | | | | | | | | | | | |
| | | | | | TB3005B0 | TB3132A L=550mm EPDM WHITE-BLUE PIPE | 1.000 | PC | | | | | | | | | | | | | | | | | | | | | | | | | | | | | | | | | | | | | | | | | | | | | | | | | | | | | | | | | | | | | | | | | | | | | | | | | |
| | | | | | TB3440A0 | TB3132A L=1050mm EPDM WHITE-BLUE PIPE | 1.000 | PC | | | | | | | | | | | | | | | | | | | | | | | | | | | | | | | | | | | | | | | | | | | | | | | | | | | | | | | | | | | | | | | | | | | | | | | | | |
| | | | | | VL1019A0 | VIBRATION DETERGENT PUMP | 1.000 | PC | | | | | | | | | | | | | | | | | | | | | | | | | | | | | | | | | | | | | | | | | | | | | | | | | | | | | | | | | | | | | | | | | | | | | | | | | |
| | | | | | VL1047A1 | D6 PIPE HOLDER - D8 J.G. TERMINAL | 1.000 | PC | | | | | | | | | | | | | | | | | | | | | | | | | | | | | | | | | | | | | | | | | | | | | | | | | | | | | | | | | | | | | | | | | | | | | | | | | |
| | | | | | VL1065A1 | 1/4 MALE N.O. PRESSURE SWITCH | 1.000 | PC | | | | | | | | | | | | | | | | | | | | | | | | | | | | | | | | | | | | | | | | | | | | | | | | | | | | | | | | | | | | | | | | | | | | | | | | | |
| | | | | | VL1102A1 | DETERGENT LINE FILTER + BARBED VNR 6 MM | 1.000 | PC | | | | | | | | | | | | | | | | | | | | | | | | | | | | | | | | | | | | | | | | | | | | | | | | | | | | | | | | | | | | | | | | | | | | | | | | | |
| | | | | | VL1128A1 | D6 BARBED CHECK VALVE | 2.000 | PC | | | | | | | | | | | | | | | | | | | | | | | | | | | | | | | | | | | | | | | | | | | | | | | | | | | | | | | | | | | | | | | | | | | | | | | | | |
| | | | | | VL1141A1 | BB6-BB6 STRAIGHT CONNECTION | 1.000 | PC | | | | | | | | | | | | | | | | | | | | | | | | | | | | | | | | | | | | | | | | | | | | | | | | | | | | | | | | | | | | | | | | | | | | | | | | | |
| | | | | | VL1166A0 | BB6-AR6 L FITTING | 4.000 | PC | | | | | | | | | | | | | | | | | | | | | | | | | | | | | | | | | | | | | | | | | | | | | | | | | | | | | | | | | | | | | | | | | | | | | | | | | |
| | | | | | VL1174C0 | D1.2 MM CALIBRATED D1.2 MM | 1.000 | PC | | | | | | | | | | | | | | | | | | | | | | | | | | | | | | | | | | | | | | | | | | | | | | | | | | | | | | | | | | | | | | | | | | | | | | | | | |
| | | | | | VL1186A0 | 3 WAYS PLUS WASHING DISTRIBUTOR | 1.000 | PC | | | | | | | | | | | | | | | | | | | | | | | | | | | | | | | | | | | | | | | | | | | | | | | | | | | | | | | | | | | | | | | | | | | | | | | | | |




| COMPONENT | | | SPARE PART | | | | | | | | | | | | | | | | | | | | | | | | | | | | | | | | | | | | | | | | | | | | | | | | | | | | | | | | | | | |
|-----------|---|--|------------|---|--|------|-------------|-------------------------------------|-------|----------|---------------------------------------|---------------------------------|-------|----------|--------------------------------|---------------------------|-------|----------|------------------------------------|-------------------------------|-------|----------|------------------------------------|--------------------|--------|----|----------|---------------|-------|----|----------|---------------------|-------|----|----------|-----------------|-------|----|----------|---|-------|----|----------|-----------------------|-------|----|----------|---------------------------------|-------|----|----------|--------------------------------------|-------|----|----------|--------------------------------------|-------|----|----------|----------|-------|----|
| Code | Description | Image | Code | Description | Kit components | | | | | | | | | | | | | | | | | | | | | | | | | | | | | | | | | | | | | | | | | | | | | | | | | | | | | | | | | |
| VL1190A | PLUS WASHING SYSTEM INLET DISTRIBUTOR |  | KVL1208A | US PLUS 2 ROTOR ARMS WASHING SYSTEM KIT | <table border="1"> <thead> <tr> <th>Code</th> <th>Description</th> <th>Qty</th> <th>UOM</th> </tr> </thead> <tbody> <tr> <td>VL1190A0</td> <td>PLUS WASHING SYSTEM INLET DISTRIBUTOR</td> <td>1.000</td> <td>PC</td> </tr> <tr> <td>VL1214A0</td> <td>BAYONET - 6mm BARBED NRV VALVE</td> <td>1.000</td> <td>PC</td> </tr> <tr> <td>VM1605A0</td> <td>CLIP TWIST LOCK DIAM. 10,2-12,7 MM</td> <td>3.000</td> <td>PC</td> </tr> <tr> <td>VM2172A0</td> <td>LOCKING CLIP FOR PUMP WITH CIRCUIT</td> <td>5.000</td> <td>PC</td> </tr> </tbody> </table> | Code | Description | Qty | UOM | VL1190A0 | PLUS WASHING SYSTEM INLET DISTRIBUTOR | 1.000 | PC | VL1214A0 | BAYONET - 6mm BARBED NRV VALVE | 1.000 | PC | VM1605A0 | CLIP TWIST LOCK DIAM. 10,2-12,7 MM | 3.000 | PC | VM2172A0 | LOCKING CLIP FOR PUMP WITH CIRCUIT | 5.000 | PC | | | | | | | | | | | | | | | | | | | | | | | | | | | | | | | | | | | | | |
| | | | Code | Description | Qty | UOM | | | | | | | | | | | | | | | | | | | | | | | | | | | | | | | | | | | | | | | | | | | | | | | | | | | | | | | | |
| VL1190A0 | PLUS WASHING SYSTEM INLET DISTRIBUTOR | 1.000 | PC | | | | | | | | | | | | | | | | | | | | | | | | | | | | | | | | | | | | | | | | | | | | | | | | | | | | | | | | | | | |
| VL1214A0 | BAYONET - 6mm BARBED NRV VALVE | 1.000 | PC | | | | | | | | | | | | | | | | | | | | | | | | | | | | | | | | | | | | | | | | | | | | | | | | | | | | | | | | | | | |
| VM1605A0 | CLIP TWIST LOCK DIAM. 10,2-12,7 MM | 3.000 | PC | | | | | | | | | | | | | | | | | | | | | | | | | | | | | | | | | | | | | | | | | | | | | | | | | | | | | | | | | | | |
| VM2172A0 | LOCKING CLIP FOR PUMP WITH CIRCUIT | 5.000 | PC | | | | | | | | | | | | | | | | | | | | | | | | | | | | | | | | | | | | | | | | | | | | | | | | | | | | | | | | | | | |
| KVL1207A | US PLUS 1 ROTOR ARM WASHING SYSTEM KIT | <table border="1"> <thead> <tr> <th>Code</th> <th>Description</th> <th>Qty</th> <th>UOM</th> </tr> </thead> <tbody> <tr> <td>0H2354A1</td> <td>XEVC-XEVL PLUS WASHING CIRCUIT PLAT</td> <td>1.000</td> <td>PC</td> </tr> <tr> <td>EL1450A0</td> <td>US SELF-CLEANING WATER SOLENOID</td> <td>3.000</td> <td>PC</td> </tr> <tr> <td>GN1526A0</td> <td>INT. D.=6.9 TH=1.8 O-RING</td> <td>7.000</td> <td>PC</td> </tr> <tr> <td>RC1018A0</td> <td>ZINC PLATED D12 ELASTIC CLAMP</td> <td>2.000</td> <td>PC</td> </tr> <tr> <td>RC1019A0</td> <td>D=10 ELASTIC CLAMP</td> <td>14.000</td> <td>PC</td> </tr> <tr> <td>RC1130A0</td> <td>130x2,6 CLAMP</td> <td>1.000</td> <td>PC</td> </tr> <tr> <td>RC1131A0</td> <td>200x2,6 BLACK CLAMP</td> <td>2.000</td> <td>PC</td> </tr> <tr> <td>RC1242A0</td> <td>D=10 CLOSED CAP</td> <td>2.000</td> <td>PC</td> </tr> <tr> <td>RC1356A0</td> <td>"STRAIGHT THREADED FEMALE END 8x1/4" BS</td> <td>1.000</td> <td>PC</td> </tr> <tr> <td>TB2821A0</td> <td>EPDM 6X10 L=40MM PIPE</td> <td>6.000</td> <td>PC</td> </tr> <tr> <td>TB3004A0</td> <td>TB2820A L=550mm EPDM BLACK PIPE</td> <td>1.000</td> <td>PC</td> </tr> <tr> <td>TB3005B0</td> <td>TB3132A L=550mm EPDM WHITE-BLUE PIPE</td> <td>1.000</td> <td>PC</td> </tr> <tr> <td>TB3225B0</td> <td>TB2820A-TAN K-WASHING SYS CONNECTION</td> <td>1.000</td> <td>PC</td> </tr> <tr> <td>TB3252A0</td> <td>TB3252A0</td> <td>1.000</td> <td>PC</td> </tr> </tbody> </table> | Code | Description | Qty | UOM | 0H2354A1 | XEVC-XEVL PLUS WASHING CIRCUIT PLAT | 1.000 | PC | EL1450A0 | US SELF-CLEANING WATER SOLENOID | 3.000 | PC | GN1526A0 | INT. D.=6.9 TH=1.8 O-RING | 7.000 | PC | RC1018A0 | ZINC PLATED D12 ELASTIC CLAMP | 2.000 | PC | RC1019A0 | D=10 ELASTIC CLAMP | 14.000 | PC | RC1130A0 | 130x2,6 CLAMP | 1.000 | PC | RC1131A0 | 200x2,6 BLACK CLAMP | 2.000 | PC | RC1242A0 | D=10 CLOSED CAP | 2.000 | PC | RC1356A0 | "STRAIGHT THREADED FEMALE END 8x1/4" BS | 1.000 | PC | TB2821A0 | EPDM 6X10 L=40MM PIPE | 6.000 | PC | TB3004A0 | TB2820A L=550mm EPDM BLACK PIPE | 1.000 | PC | TB3005B0 | TB3132A L=550mm EPDM WHITE-BLUE PIPE | 1.000 | PC | TB3225B0 | TB2820A-TAN K-WASHING SYS CONNECTION | 1.000 | PC | TB3252A0 | TB3252A0 | 1.000 | PC |
| Code | Description | Qty | UOM | | | | | | | | | | | | | | | | | | | | | | | | | | | | | | | | | | | | | | | | | | | | | | | | | | | | | | | | | | | |
| 0H2354A1 | XEVC-XEVL PLUS WASHING CIRCUIT PLAT | 1.000 | PC | | | | | | | | | | | | | | | | | | | | | | | | | | | | | | | | | | | | | | | | | | | | | | | | | | | | | | | | | | | |
| EL1450A0 | US SELF-CLEANING WATER SOLENOID | 3.000 | PC | | | | | | | | | | | | | | | | | | | | | | | | | | | | | | | | | | | | | | | | | | | | | | | | | | | | | | | | | | | |
| GN1526A0 | INT. D.=6.9 TH=1.8 O-RING | 7.000 | PC | | | | | | | | | | | | | | | | | | | | | | | | | | | | | | | | | | | | | | | | | | | | | | | | | | | | | | | | | | | |
| RC1018A0 | ZINC PLATED D12 ELASTIC CLAMP | 2.000 | PC | | | | | | | | | | | | | | | | | | | | | | | | | | | | | | | | | | | | | | | | | | | | | | | | | | | | | | | | | | | |
| RC1019A0 | D=10 ELASTIC CLAMP | 14.000 | PC | | | | | | | | | | | | | | | | | | | | | | | | | | | | | | | | | | | | | | | | | | | | | | | | | | | | | | | | | | | |
| RC1130A0 | 130x2,6 CLAMP | 1.000 | PC | | | | | | | | | | | | | | | | | | | | | | | | | | | | | | | | | | | | | | | | | | | | | | | | | | | | | | | | | | | |
| RC1131A0 | 200x2,6 BLACK CLAMP | 2.000 | PC | | | | | | | | | | | | | | | | | | | | | | | | | | | | | | | | | | | | | | | | | | | | | | | | | | | | | | | | | | | |
| RC1242A0 | D=10 CLOSED CAP | 2.000 | PC | | | | | | | | | | | | | | | | | | | | | | | | | | | | | | | | | | | | | | | | | | | | | | | | | | | | | | | | | | | |
| RC1356A0 | "STRAIGHT THREADED FEMALE END 8x1/4" BS | 1.000 | PC | | | | | | | | | | | | | | | | | | | | | | | | | | | | | | | | | | | | | | | | | | | | | | | | | | | | | | | | | | | |
| TB2821A0 | EPDM 6X10 L=40MM PIPE | 6.000 | PC | | | | | | | | | | | | | | | | | | | | | | | | | | | | | | | | | | | | | | | | | | | | | | | | | | | | | | | | | | | |
| TB3004A0 | TB2820A L=550mm EPDM BLACK PIPE | 1.000 | PC | | | | | | | | | | | | | | | | | | | | | | | | | | | | | | | | | | | | | | | | | | | | | | | | | | | | | | | | | | | |
| TB3005B0 | TB3132A L=550mm EPDM WHITE-BLUE PIPE | 1.000 | PC | | | | | | | | | | | | | | | | | | | | | | | | | | | | | | | | | | | | | | | | | | | | | | | | | | | | | | | | | | | |
| TB3225B0 | TB2820A-TAN K-WASHING SYS CONNECTION | 1.000 | PC | | | | | | | | | | | | | | | | | | | | | | | | | | | | | | | | | | | | | | | | | | | | | | | | | | | | | | | | | | | |
| TB3252A0 | TB3252A0 | 1.000 | PC | | | | | | | | | | | | | | | | | | | | | | | | | | | | | | | | | | | | | | | | | | | | | | | | | | | | | | | | | | | |




| COMPONENT | | | SPARE PART | | | | | | | | | | | | | | | | | | | | | | | | | | | | | | | | | | | | | | | | | | | | | | | | | | | | | | | | | | | | | | | | | | | | | | | | | | | | | | | | | | | | | |
|-----------|---|---|------------|--|--|------|-------------|-----|-----|----------|--------------------------|-------|----|----------|-----------------------------------|-------|----|----------|-------------------------------|-------|----|----------|---|-------|----|----------|-----------------------|-------|----|----------|-------------------|-------|----|----------|----------------------------|-------|----|----------|---------------------------------|-------|----|----------|---------------------------------------|-------|----|----------|--------------------------------|-------|----|----------|------------------------------------|-------|----|----------|------------------------------------|-------|----|----------|--|--|------|-------------|-----|-----|----------|-------------------------------------|-------|----|----------|---------------------------|-------|----|----------|--------------------------|-------|----|----------|-------------------------------|--------|----|----------|--------------------|--------|----|----------|--------------|-------|----|
| Code | Description | Image | Code | Description | Kit components | | | | | | | | | | | | | | | | | | | | | | | | | | | | | | | | | | | | | | | | | | | | | | | | | | | | | | | | | | | | | | | | | | | | | | | | | | | | | | | | | | | |
| VL1190A | PLUS WASHING SYSTEM INLET DISTRIBUTOR |  | KVL1207A | US PLUS 1 ROTOR ARM WASHING SYSTEM KIT | <table border="1"> <thead> <tr> <th>Code</th> <th>Description</th> <th>Qty</th> <th>UOM</th> </tr> </thead> <tbody> <tr> <td>VL1019A0</td> <td>VIBRATION DETERGENT PUMP</td> <td>1.000</td> <td>PC</td> </tr> <tr> <td>VL1047A1</td> <td>D6 PIPE HOLDER - D8 J.G. TERMINAL</td> <td>1.000</td> <td>PC</td> </tr> <tr> <td>VL1065A1</td> <td>1/4 MALE N.O. PRESSURE SWITCH</td> <td>1.000</td> <td>PC</td> </tr> <tr> <td>VL1102A1</td> <td>DETERGENT LINE FILTER + BARBED VNR 6 MM</td> <td>1.000</td> <td>PC</td> </tr> <tr> <td>VL1128A1</td> <td>D6 BARBED CHECK VALVE</td> <td>2.000</td> <td>PC</td> </tr> <tr> <td>VL1166A0</td> <td>BB6-AR6 L FITTING</td> <td>3.000</td> <td>PC</td> </tr> <tr> <td>VL1174C0</td> <td>D1.2 MM CALIBRATED D1.2 MM</td> <td>1.000</td> <td>PC</td> </tr> <tr> <td>VL1185A0</td> <td>2 WAYS PLUS WASHING DISTRIBUTOR</td> <td>1.000</td> <td>PC</td> </tr> <tr> <td>VL1190A0</td> <td>PLUS WASHING SYSTEM INLET DISTRIBUTOR</td> <td>1.000</td> <td>PC</td> </tr> <tr> <td>VL1214A0</td> <td>BAYONET - 6mm BARBED NRV VALVE</td> <td>1.000</td> <td>PC</td> </tr> <tr> <td>VM1605A0</td> <td>CLIP TWIST LOCK DIAM. 10,2-12,7 MM</td> <td>3.000</td> <td>PC</td> </tr> <tr> <td>VM2172A0</td> <td>LOCKING CLIP FOR PUMP WITH CIRCUIT</td> <td>3.000</td> <td>PC</td> </tr> </tbody> </table> | Code | Description | Qty | UOM | VL1019A0 | VIBRATION DETERGENT PUMP | 1.000 | PC | VL1047A1 | D6 PIPE HOLDER - D8 J.G. TERMINAL | 1.000 | PC | VL1065A1 | 1/4 MALE N.O. PRESSURE SWITCH | 1.000 | PC | VL1102A1 | DETERGENT LINE FILTER + BARBED VNR 6 MM | 1.000 | PC | VL1128A1 | D6 BARBED CHECK VALVE | 2.000 | PC | VL1166A0 | BB6-AR6 L FITTING | 3.000 | PC | VL1174C0 | D1.2 MM CALIBRATED D1.2 MM | 1.000 | PC | VL1185A0 | 2 WAYS PLUS WASHING DISTRIBUTOR | 1.000 | PC | VL1190A0 | PLUS WASHING SYSTEM INLET DISTRIBUTOR | 1.000 | PC | VL1214A0 | BAYONET - 6mm BARBED NRV VALVE | 1.000 | PC | VM1605A0 | CLIP TWIST LOCK DIAM. 10,2-12,7 MM | 3.000 | PC | VM2172A0 | LOCKING CLIP FOR PUMP WITH CIRCUIT | 3.000 | PC | KVL1187A | 3 ROTOR ARMS PLUS EU CLEANING SYSTEM KIT | <table border="1"> <thead> <tr> <th>Code</th> <th>Description</th> <th>Qty</th> <th>UOM</th> </tr> </thead> <tbody> <tr> <td>0H2354A1</td> <td>XEVC-XEVL PLUS WASHING CIRCUIT PLAT</td> <td>1.000</td> <td>PC</td> </tr> <tr> <td>EL1440A0</td> <td>WATER SELF CLEANING VALVE</td> <td>4.000</td> <td>PC</td> </tr> <tr> <td>GN1526A0</td> <td>INT. D.=6.9 TH=1.8 O-RIN</td> <td>9.000</td> <td>PC</td> </tr> <tr> <td>RC1018A0</td> <td>ZINC PLATED D12 ELASTIC CLAMP</td> <td>11.000</td> <td>PC</td> </tr> <tr> <td>RC1019A0</td> <td>D=10 ELASTIC CLAMP</td> <td>16.000</td> <td>PC</td> </tr> <tr> <td>RC1130A0</td> <td>130x2,6 CLAM</td> <td>1.000</td> <td>PC</td> </tr> </tbody> </table> | Code | Description | Qty | UOM | 0H2354A1 | XEVC-XEVL PLUS WASHING CIRCUIT PLAT | 1.000 | PC | EL1440A0 | WATER SELF CLEANING VALVE | 4.000 | PC | GN1526A0 | INT. D.=6.9 TH=1.8 O-RIN | 9.000 | PC | RC1018A0 | ZINC PLATED D12 ELASTIC CLAMP | 11.000 | PC | RC1019A0 | D=10 ELASTIC CLAMP | 16.000 | PC | RC1130A0 | 130x2,6 CLAM | 1.000 | PC |
| | | | Code | Description | Qty | UOM | | | | | | | | | | | | | | | | | | | | | | | | | | | | | | | | | | | | | | | | | | | | | | | | | | | | | | | | | | | | | | | | | | | | | | | | | | | | | | | | | | |
| VL1019A0 | VIBRATION DETERGENT PUMP | 1.000 | PC | | | | | | | | | | | | | | | | | | | | | | | | | | | | | | | | | | | | | | | | | | | | | | | | | | | | | | | | | | | | | | | | | | | | | | | | | | | | | | | | | | | | | |
| VL1047A1 | D6 PIPE HOLDER - D8 J.G. TERMINAL | 1.000 | PC | | | | | | | | | | | | | | | | | | | | | | | | | | | | | | | | | | | | | | | | | | | | | | | | | | | | | | | | | | | | | | | | | | | | | | | | | | | | | | | | | | | | | |
| VL1065A1 | 1/4 MALE N.O. PRESSURE SWITCH | 1.000 | PC | | | | | | | | | | | | | | | | | | | | | | | | | | | | | | | | | | | | | | | | | | | | | | | | | | | | | | | | | | | | | | | | | | | | | | | | | | | | | | | | | | | | | |
| VL1102A1 | DETERGENT LINE FILTER + BARBED VNR 6 MM | 1.000 | PC | | | | | | | | | | | | | | | | | | | | | | | | | | | | | | | | | | | | | | | | | | | | | | | | | | | | | | | | | | | | | | | | | | | | | | | | | | | | | | | | | | | | | |
| VL1128A1 | D6 BARBED CHECK VALVE | 2.000 | PC | | | | | | | | | | | | | | | | | | | | | | | | | | | | | | | | | | | | | | | | | | | | | | | | | | | | | | | | | | | | | | | | | | | | | | | | | | | | | | | | | | | | | |
| VL1166A0 | BB6-AR6 L FITTING | 3.000 | PC | | | | | | | | | | | | | | | | | | | | | | | | | | | | | | | | | | | | | | | | | | | | | | | | | | | | | | | | | | | | | | | | | | | | | | | | | | | | | | | | | | | | | |
| VL1174C0 | D1.2 MM CALIBRATED D1.2 MM | 1.000 | PC | | | | | | | | | | | | | | | | | | | | | | | | | | | | | | | | | | | | | | | | | | | | | | | | | | | | | | | | | | | | | | | | | | | | | | | | | | | | | | | | | | | | | |
| VL1185A0 | 2 WAYS PLUS WASHING DISTRIBUTOR | 1.000 | PC | | | | | | | | | | | | | | | | | | | | | | | | | | | | | | | | | | | | | | | | | | | | | | | | | | | | | | | | | | | | | | | | | | | | | | | | | | | | | | | | | | | | | |
| VL1190A0 | PLUS WASHING SYSTEM INLET DISTRIBUTOR | 1.000 | PC | | | | | | | | | | | | | | | | | | | | | | | | | | | | | | | | | | | | | | | | | | | | | | | | | | | | | | | | | | | | | | | | | | | | | | | | | | | | | | | | | | | | | |
| VL1214A0 | BAYONET - 6mm BARBED NRV VALVE | 1.000 | PC | | | | | | | | | | | | | | | | | | | | | | | | | | | | | | | | | | | | | | | | | | | | | | | | | | | | | | | | | | | | | | | | | | | | | | | | | | | | | | | | | | | | | |
| VM1605A0 | CLIP TWIST LOCK DIAM. 10,2-12,7 MM | 3.000 | PC | | | | | | | | | | | | | | | | | | | | | | | | | | | | | | | | | | | | | | | | | | | | | | | | | | | | | | | | | | | | | | | | | | | | | | | | | | | | | | | | | | | | | |
| VM2172A0 | LOCKING CLIP FOR PUMP WITH CIRCUIT | 3.000 | PC | | | | | | | | | | | | | | | | | | | | | | | | | | | | | | | | | | | | | | | | | | | | | | | | | | | | | | | | | | | | | | | | | | | | | | | | | | | | | | | | | | | | | |
| Code | Description | Qty | UOM | | | | | | | | | | | | | | | | | | | | | | | | | | | | | | | | | | | | | | | | | | | | | | | | | | | | | | | | | | | | | | | | | | | | | | | | | | | | | | | | | | | | | |
| 0H2354A1 | XEVC-XEVL PLUS WASHING CIRCUIT PLAT | 1.000 | PC | | | | | | | | | | | | | | | | | | | | | | | | | | | | | | | | | | | | | | | | | | | | | | | | | | | | | | | | | | | | | | | | | | | | | | | | | | | | | | | | | | | | | |
| EL1440A0 | WATER SELF CLEANING VALVE | 4.000 | PC | | | | | | | | | | | | | | | | | | | | | | | | | | | | | | | | | | | | | | | | | | | | | | | | | | | | | | | | | | | | | | | | | | | | | | | | | | | | | | | | | | | | | |
| GN1526A0 | INT. D.=6.9 TH=1.8 O-RIN | 9.000 | PC | | | | | | | | | | | | | | | | | | | | | | | | | | | | | | | | | | | | | | | | | | | | | | | | | | | | | | | | | | | | | | | | | | | | | | | | | | | | | | | | | | | | | |
| RC1018A0 | ZINC PLATED D12 ELASTIC CLAMP | 11.000 | PC | | | | | | | | | | | | | | | | | | | | | | | | | | | | | | | | | | | | | | | | | | | | | | | | | | | | | | | | | | | | | | | | | | | | | | | | | | | | | | | | | | | | | |
| RC1019A0 | D=10 ELASTIC CLAMP | 16.000 | PC | | | | | | | | | | | | | | | | | | | | | | | | | | | | | | | | | | | | | | | | | | | | | | | | | | | | | | | | | | | | | | | | | | | | | | | | | | | | | | | | | | | | | |
| RC1130A0 | 130x2,6 CLAM | 1.000 | PC | | | | | | | | | | | | | | | | | | | | | | | | | | | | | | | | | | | | | | | | | | | | | | | | | | | | | | | | | | | | | | | | | | | | | | | | | | | | | | | | | | | | | |




| COMPONENT | | | SPARE PART | | | | | | | | | | | | | | | | | | | | | | | | | | | | | | | | | | | | | | | | | | | | | | | | | | | | | | | | | | | | | | | | | | | | | | | | | | | | | | | | | | | | | | |
|-----------|---|---|------------|--|---|------|-------------|-----|-----|----------|---------------------|-------|----|----------|-----------------|-------|----|----------|---|-------|----|----------|--|-------|----|----------|--|-------|----|----------|-----------------------|-------|----|----------|---------------------------------|-------|----|----------|--|-------|----|----------|--|-------|----|----------|---------------------------------------|-------|----|----------|--------------------------|-------|----|----------|-----------------------------------|-------|----|----------|-------------------------------|-------|----|----------|---|-------|----|----------|-----------------------------|-------|----|----------|-----------------------|-------|----|----------|-------------------|-------|----|----------|---------------------------------------|-------|----|----------|----------------------------|-------|----|----------|---------------------------------|-------|----|
| Code | Description | Image | Code | Description | Kit components | | | | | | | | | | | | | | | | | | | | | | | | | | | | | | | | | | | | | | | | | | | | | | | | | | | | | | | | | | | | | | | | | | | | | | | | | | | | | | | | | | | | |
| VL1190A | PLUS WASHING SYSTEM INLET DISTRIBUTOR |  | KVL1187A | 3 ROTOR ARMS PLUS EU CLEANING SYSTEM KIT | <table border="1"> <thead> <tr> <th>Code</th> <th>Description</th> <th>Qty</th> <th>UOM</th> </tr> </thead> <tbody> <tr> <td>RC1131A0</td> <td>200x2.6 BLACK CLAMP</td> <td>3.000</td> <td>PC</td> </tr> <tr> <td>RC1242A0</td> <td>D=10 CLOSED CAP</td> <td>2.000</td> <td>PC</td> </tr> <tr> <td>RC1356A0</td> <td>"STRAIGHT THREADED FEMALE END 8x1/4" BS</td> <td>1.000</td> <td>PC</td> </tr> <tr> <td>TB2652A0</td> <td></td> <td>1.000</td> <td>PC</td> </tr> <tr> <td>TB2677A0</td> <td></td> <td>1.000</td> <td>PC</td> </tr> <tr> <td>TB2821A0</td> <td>EPDM 6X10 L=40MM PIPE</td> <td>6.000</td> <td>PC</td> </tr> <tr> <td>TB3004A0</td> <td>TB2820A L=550mm EPDM BLACK PIPE</td> <td>2.000</td> <td>PC</td> </tr> <tr> <td>TB3024C0</td> <td></td> <td>3.000</td> <td>PC</td> </tr> <tr> <td>TB3226A0</td> <td></td> <td>1.000</td> <td>PC</td> </tr> <tr> <td>TB3440A0</td> <td>TB3132A L=1050mm EPDM WHITE-BLUE PIPE</td> <td>1.000</td> <td>PC</td> </tr> <tr> <td>VL1019A0</td> <td>VIBRATION DETERGENT PUMP</td> <td>1.000</td> <td>PC</td> </tr> <tr> <td>VL1047A1</td> <td>D6 PIPE HOLDER - D8 J.G. TERMINAL</td> <td>1.000</td> <td>PC</td> </tr> <tr> <td>VL1065A1</td> <td>1/4 MALE N.O. PRESSURE SWITCH</td> <td>1.000</td> <td>PC</td> </tr> <tr> <td>VL1102A1</td> <td>DETERGENT LINE FILTER + BARBED VNR 6 MM</td> <td>1.000</td> <td>PC</td> </tr> <tr> <td>VL1127A1</td> <td>6mm BARBED T-SHAPED FITTING</td> <td>2.000</td> <td>PC</td> </tr> <tr> <td>VL1128A1</td> <td>D6 BARBED CHECK VALVE</td> <td>3.000</td> <td>PC</td> </tr> <tr> <td>VL1166A0</td> <td>BB6-AR6 L FITTING</td> <td>4.000</td> <td>PC</td> </tr> <tr> <td>VL1167A2</td> <td>GN21 3 ROTOR ARMS B-B FLOW RESTRICTOR</td> <td>1.000</td> <td>PC</td> </tr> <tr> <td>VL1174C0</td> <td>D1.2 MM CALIBRATED D1.2 MM</td> <td>1.000</td> <td>PC</td> </tr> <tr> <td>VL1186A0</td> <td>3 WAYS PLUS WASHING DISTRIBUTOR</td> <td>1.000</td> <td>PC</td> </tr> </tbody> </table> | Code | Description | Qty | UOM | RC1131A0 | 200x2.6 BLACK CLAMP | 3.000 | PC | RC1242A0 | D=10 CLOSED CAP | 2.000 | PC | RC1356A0 | "STRAIGHT THREADED FEMALE END 8x1/4" BS | 1.000 | PC | TB2652A0 | | 1.000 | PC | TB2677A0 | | 1.000 | PC | TB2821A0 | EPDM 6X10 L=40MM PIPE | 6.000 | PC | TB3004A0 | TB2820A L=550mm EPDM BLACK PIPE | 2.000 | PC | TB3024C0 | | 3.000 | PC | TB3226A0 | | 1.000 | PC | TB3440A0 | TB3132A L=1050mm EPDM WHITE-BLUE PIPE | 1.000 | PC | VL1019A0 | VIBRATION DETERGENT PUMP | 1.000 | PC | VL1047A1 | D6 PIPE HOLDER - D8 J.G. TERMINAL | 1.000 | PC | VL1065A1 | 1/4 MALE N.O. PRESSURE SWITCH | 1.000 | PC | VL1102A1 | DETERGENT LINE FILTER + BARBED VNR 6 MM | 1.000 | PC | VL1127A1 | 6mm BARBED T-SHAPED FITTING | 2.000 | PC | VL1128A1 | D6 BARBED CHECK VALVE | 3.000 | PC | VL1166A0 | BB6-AR6 L FITTING | 4.000 | PC | VL1167A2 | GN21 3 ROTOR ARMS B-B FLOW RESTRICTOR | 1.000 | PC | VL1174C0 | D1.2 MM CALIBRATED D1.2 MM | 1.000 | PC | VL1186A0 | 3 WAYS PLUS WASHING DISTRIBUTOR | 1.000 | PC |
| Code | Description | Qty | UOM | | | | | | | | | | | | | | | | | | | | | | | | | | | | | | | | | | | | | | | | | | | | | | | | | | | | | | | | | | | | | | | | | | | | | | | | | | | | | | | | | | | | | | |
| RC1131A0 | 200x2.6 BLACK CLAMP | 3.000 | PC | | | | | | | | | | | | | | | | | | | | | | | | | | | | | | | | | | | | | | | | | | | | | | | | | | | | | | | | | | | | | | | | | | | | | | | | | | | | | | | | | | | | | | |
| RC1242A0 | D=10 CLOSED CAP | 2.000 | PC | | | | | | | | | | | | | | | | | | | | | | | | | | | | | | | | | | | | | | | | | | | | | | | | | | | | | | | | | | | | | | | | | | | | | | | | | | | | | | | | | | | | | | |
| RC1356A0 | "STRAIGHT THREADED FEMALE END 8x1/4" BS | 1.000 | PC | | | | | | | | | | | | | | | | | | | | | | | | | | | | | | | | | | | | | | | | | | | | | | | | | | | | | | | | | | | | | | | | | | | | | | | | | | | | | | | | | | | | | | |
| TB2652A0 | | 1.000 | PC | | | | | | | | | | | | | | | | | | | | | | | | | | | | | | | | | | | | | | | | | | | | | | | | | | | | | | | | | | | | | | | | | | | | | | | | | | | | | | | | | | | | | | |
| TB2677A0 | | 1.000 | PC | | | | | | | | | | | | | | | | | | | | | | | | | | | | | | | | | | | | | | | | | | | | | | | | | | | | | | | | | | | | | | | | | | | | | | | | | | | | | | | | | | | | | | |
| TB2821A0 | EPDM 6X10 L=40MM PIPE | 6.000 | PC | | | | | | | | | | | | | | | | | | | | | | | | | | | | | | | | | | | | | | | | | | | | | | | | | | | | | | | | | | | | | | | | | | | | | | | | | | | | | | | | | | | | | | |
| TB3004A0 | TB2820A L=550mm EPDM BLACK PIPE | 2.000 | PC | | | | | | | | | | | | | | | | | | | | | | | | | | | | | | | | | | | | | | | | | | | | | | | | | | | | | | | | | | | | | | | | | | | | | | | | | | | | | | | | | | | | | | |
| TB3024C0 | | 3.000 | PC | | | | | | | | | | | | | | | | | | | | | | | | | | | | | | | | | | | | | | | | | | | | | | | | | | | | | | | | | | | | | | | | | | | | | | | | | | | | | | | | | | | | | | |
| TB3226A0 | | 1.000 | PC | | | | | | | | | | | | | | | | | | | | | | | | | | | | | | | | | | | | | | | | | | | | | | | | | | | | | | | | | | | | | | | | | | | | | | | | | | | | | | | | | | | | | | |
| TB3440A0 | TB3132A L=1050mm EPDM WHITE-BLUE PIPE | 1.000 | PC | | | | | | | | | | | | | | | | | | | | | | | | | | | | | | | | | | | | | | | | | | | | | | | | | | | | | | | | | | | | | | | | | | | | | | | | | | | | | | | | | | | | | | |
| VL1019A0 | VIBRATION DETERGENT PUMP | 1.000 | PC | | | | | | | | | | | | | | | | | | | | | | | | | | | | | | | | | | | | | | | | | | | | | | | | | | | | | | | | | | | | | | | | | | | | | | | | | | | | | | | | | | | | | | |
| VL1047A1 | D6 PIPE HOLDER - D8 J.G. TERMINAL | 1.000 | PC | | | | | | | | | | | | | | | | | | | | | | | | | | | | | | | | | | | | | | | | | | | | | | | | | | | | | | | | | | | | | | | | | | | | | | | | | | | | | | | | | | | | | | |
| VL1065A1 | 1/4 MALE N.O. PRESSURE SWITCH | 1.000 | PC | | | | | | | | | | | | | | | | | | | | | | | | | | | | | | | | | | | | | | | | | | | | | | | | | | | | | | | | | | | | | | | | | | | | | | | | | | | | | | | | | | | | | | |
| VL1102A1 | DETERGENT LINE FILTER + BARBED VNR 6 MM | 1.000 | PC | | | | | | | | | | | | | | | | | | | | | | | | | | | | | | | | | | | | | | | | | | | | | | | | | | | | | | | | | | | | | | | | | | | | | | | | | | | | | | | | | | | | | | |
| VL1127A1 | 6mm BARBED T-SHAPED FITTING | 2.000 | PC | | | | | | | | | | | | | | | | | | | | | | | | | | | | | | | | | | | | | | | | | | | | | | | | | | | | | | | | | | | | | | | | | | | | | | | | | | | | | | | | | | | | | | |
| VL1128A1 | D6 BARBED CHECK VALVE | 3.000 | PC | | | | | | | | | | | | | | | | | | | | | | | | | | | | | | | | | | | | | | | | | | | | | | | | | | | | | | | | | | | | | | | | | | | | | | | | | | | | | | | | | | | | | | |
| VL1166A0 | BB6-AR6 L FITTING | 4.000 | PC | | | | | | | | | | | | | | | | | | | | | | | | | | | | | | | | | | | | | | | | | | | | | | | | | | | | | | | | | | | | | | | | | | | | | | | | | | | | | | | | | | | | | | |
| VL1167A2 | GN21 3 ROTOR ARMS B-B FLOW RESTRICTOR | 1.000 | PC | | | | | | | | | | | | | | | | | | | | | | | | | | | | | | | | | | | | | | | | | | | | | | | | | | | | | | | | | | | | | | | | | | | | | | | | | | | | | | | | | | | | | | |
| VL1174C0 | D1.2 MM CALIBRATED D1.2 MM | 1.000 | PC | | | | | | | | | | | | | | | | | | | | | | | | | | | | | | | | | | | | | | | | | | | | | | | | | | | | | | | | | | | | | | | | | | | | | | | | | | | | | | | | | | | | | | |
| VL1186A0 | 3 WAYS PLUS WASHING DISTRIBUTOR | 1.000 | PC | | | | | | | | | | | | | | | | | | | | | | | | | | | | | | | | | | | | | | | | | | | | | | | | | | | | | | | | | | | | | | | | | | | | | | | | | | | | | | | | | | | | | | |




| COMPONENT | | | SPARE PART | | | | | | | | | | | | | | | | | | | | | | | | | | | | | | | | | | | | | | | | | | | | | | | | | | | | | | | |
|-----------|--|---|------------|--|--|------|-------------|-------------------------------------|-------|----------|---------------------------------------|---------------------------|-------|----------|--------------------------------|--------------------------|-------|----------|------------------------------------|-------------------------------|-------|----------|------------------------------------|--------------------|--------|----|----------|--------------|-------|----|----------|---------------------|-------|----|----------|-----------------|-------|----|----------|---|-------|----|----------|-----------------------|-------|----|----------|---------------------|-------|----|----------|---------------------------------|-------|----|----------|--------------------------------------|-------|----|
| Code | Description | Image | Code | Description | Kit components | | | | | | | | | | | | | | | | | | | | | | | | | | | | | | | | | | | | | | | | | | | | | | | | | | | | | |
| VL1190A | PLUS WASHING SYSTEM INLET DISTRIBUTOR |  | KVL1187A | 3 ROTOR ARMS PLUS EU CLEANING SYSTEM KIT | <table border="1"> <thead> <tr> <th>Code</th> <th>Description</th> <th>Qty</th> <th>UOM</th> </tr> </thead> <tbody> <tr> <td>VL1190A0</td> <td>PLUS WASHING SYSTEM INLET DISTRIBUTOR</td> <td>1.000</td> <td>PC</td> </tr> <tr> <td>VL1214A0</td> <td>BAYONET - 6mm BARBED NRV VALVE</td> <td>1.000</td> <td>PC</td> </tr> <tr> <td>VM1605A0</td> <td>CLIP TWIST LOCK DIAM. 10,2-12,7 MM</td> <td>3.000</td> <td>PC</td> </tr> <tr> <td>VM2172A0</td> <td>LOCKING CLIP FOR PUMP WITH CIRCUIT</td> <td>5.000</td> <td>PC</td> </tr> </tbody> </table> | Code | Description | Qty | UOM | VL1190A0 | PLUS WASHING SYSTEM INLET DISTRIBUTOR | 1.000 | PC | VL1214A0 | BAYONET - 6mm BARBED NRV VALVE | 1.000 | PC | VM1605A0 | CLIP TWIST LOCK DIAM. 10,2-12,7 MM | 3.000 | PC | VM2172A0 | LOCKING CLIP FOR PUMP WITH CIRCUIT | 5.000 | PC | | | | | | | | | | | | | | | | | | | | | | | | | | | | | | | | | |
| | | | Code | Description | Qty | UOM | | | | | | | | | | | | | | | | | | | | | | | | | | | | | | | | | | | | | | | | | | | | | | | | | | | | |
| VL1190A0 | PLUS WASHING SYSTEM INLET DISTRIBUTOR | 1.000 | PC | | | | | | | | | | | | | | | | | | | | | | | | | | | | | | | | | | | | | | | | | | | | | | | | | | | | | | | |
| VL1214A0 | BAYONET - 6mm BARBED NRV VALVE | 1.000 | PC | | | | | | | | | | | | | | | | | | | | | | | | | | | | | | | | | | | | | | | | | | | | | | | | | | | | | | | |
| VM1605A0 | CLIP TWIST LOCK DIAM. 10,2-12,7 MM | 3.000 | PC | | | | | | | | | | | | | | | | | | | | | | | | | | | | | | | | | | | | | | | | | | | | | | | | | | | | | | | |
| VM2172A0 | LOCKING CLIP FOR PUMP WITH CIRCUIT | 5.000 | PC | | | | | | | | | | | | | | | | | | | | | | | | | | | | | | | | | | | | | | | | | | | | | | | | | | | | | | | |
| KVL1184A | 2 ROTOR ARMS PLUS EU CLEANING SYSTEM KIT | <table border="1"> <thead> <tr> <th>Code</th> <th>Description</th> <th>Qty</th> <th>UOM</th> </tr> </thead> <tbody> <tr> <td>0H2354A1</td> <td>XEVC-XEVL PLUS WASHING CIRCUIT PLAT</td> <td>1.000</td> <td>PC</td> </tr> <tr> <td>EL1440A0</td> <td>WATER SELF CLEANING VALVE</td> <td>4.000</td> <td>PC</td> </tr> <tr> <td>GN1526A0</td> <td>INT. D.=6.9 TH=1.8 O-RIN</td> <td>9.000</td> <td>PC</td> </tr> <tr> <td>RC1018A0</td> <td>ZINC PLATED D12 ELASTIC CLAMP</td> <td>3.000</td> <td>PC</td> </tr> <tr> <td>RC1019A0</td> <td>D=10 ELASTIC CLAMP</td> <td>15.000</td> <td>PC</td> </tr> <tr> <td>RC1130A0</td> <td>130x2.6 CLAM</td> <td>1.000</td> <td>PC</td> </tr> <tr> <td>RC1131A0</td> <td>200x2.6 BLACK CLAMP</td> <td>3.000</td> <td>PC</td> </tr> <tr> <td>RC1242A0</td> <td>D=10 CLOSED CAP</td> <td>2.000</td> <td>PC</td> </tr> <tr> <td>RC1356A0</td> <td>"STRAIGHT THREADED FEMALE END 8x1/4" BS</td> <td>1.000</td> <td>PC</td> </tr> <tr> <td>TB2821A0</td> <td>EPDM 6X10 L=40MM PIPE</td> <td>6.000</td> <td>PC</td> </tr> <tr> <td>TB2994A0</td> <td>HOOD DETERGENT PIPE</td> <td>1.000</td> <td>PC</td> </tr> <tr> <td>TB3004A0</td> <td>TB2820A L=550mm EPDM BLACK PIPE</td> <td>2.000</td> <td>PC</td> </tr> <tr> <td>TB3005B0</td> <td>TB3132A L=550mm EPDM WHITE-BLUE PIPE</td> <td>1.000</td> <td>PC</td> </tr> </tbody> </table> | Code | Description | Qty | UOM | 0H2354A1 | XEVC-XEVL PLUS WASHING CIRCUIT PLAT | 1.000 | PC | EL1440A0 | WATER SELF CLEANING VALVE | 4.000 | PC | GN1526A0 | INT. D.=6.9 TH=1.8 O-RIN | 9.000 | PC | RC1018A0 | ZINC PLATED D12 ELASTIC CLAMP | 3.000 | PC | RC1019A0 | D=10 ELASTIC CLAMP | 15.000 | PC | RC1130A0 | 130x2.6 CLAM | 1.000 | PC | RC1131A0 | 200x2.6 BLACK CLAMP | 3.000 | PC | RC1242A0 | D=10 CLOSED CAP | 2.000 | PC | RC1356A0 | "STRAIGHT THREADED FEMALE END 8x1/4" BS | 1.000 | PC | TB2821A0 | EPDM 6X10 L=40MM PIPE | 6.000 | PC | TB2994A0 | HOOD DETERGENT PIPE | 1.000 | PC | TB3004A0 | TB2820A L=550mm EPDM BLACK PIPE | 2.000 | PC | TB3005B0 | TB3132A L=550mm EPDM WHITE-BLUE PIPE | 1.000 | PC |
| Code | Description | Qty | UOM | | | | | | | | | | | | | | | | | | | | | | | | | | | | | | | | | | | | | | | | | | | | | | | | | | | | | | | |
| 0H2354A1 | XEVC-XEVL PLUS WASHING CIRCUIT PLAT | 1.000 | PC | | | | | | | | | | | | | | | | | | | | | | | | | | | | | | | | | | | | | | | | | | | | | | | | | | | | | | | |
| EL1440A0 | WATER SELF CLEANING VALVE | 4.000 | PC | | | | | | | | | | | | | | | | | | | | | | | | | | | | | | | | | | | | | | | | | | | | | | | | | | | | | | | |
| GN1526A0 | INT. D.=6.9 TH=1.8 O-RIN | 9.000 | PC | | | | | | | | | | | | | | | | | | | | | | | | | | | | | | | | | | | | | | | | | | | | | | | | | | | | | | | |
| RC1018A0 | ZINC PLATED D12 ELASTIC CLAMP | 3.000 | PC | | | | | | | | | | | | | | | | | | | | | | | | | | | | | | | | | | | | | | | | | | | | | | | | | | | | | | | |
| RC1019A0 | D=10 ELASTIC CLAMP | 15.000 | PC | | | | | | | | | | | | | | | | | | | | | | | | | | | | | | | | | | | | | | | | | | | | | | | | | | | | | | | |
| RC1130A0 | 130x2.6 CLAM | 1.000 | PC | | | | | | | | | | | | | | | | | | | | | | | | | | | | | | | | | | | | | | | | | | | | | | | | | | | | | | | |
| RC1131A0 | 200x2.6 BLACK CLAMP | 3.000 | PC | | | | | | | | | | | | | | | | | | | | | | | | | | | | | | | | | | | | | | | | | | | | | | | | | | | | | | | |
| RC1242A0 | D=10 CLOSED CAP | 2.000 | PC | | | | | | | | | | | | | | | | | | | | | | | | | | | | | | | | | | | | | | | | | | | | | | | | | | | | | | | |
| RC1356A0 | "STRAIGHT THREADED FEMALE END 8x1/4" BS | 1.000 | PC | | | | | | | | | | | | | | | | | | | | | | | | | | | | | | | | | | | | | | | | | | | | | | | | | | | | | | | |
| TB2821A0 | EPDM 6X10 L=40MM PIPE | 6.000 | PC | | | | | | | | | | | | | | | | | | | | | | | | | | | | | | | | | | | | | | | | | | | | | | | | | | | | | | | |
| TB2994A0 | HOOD DETERGENT PIPE | 1.000 | PC | | | | | | | | | | | | | | | | | | | | | | | | | | | | | | | | | | | | | | | | | | | | | | | | | | | | | | | |
| TB3004A0 | TB2820A L=550mm EPDM BLACK PIPE | 2.000 | PC | | | | | | | | | | | | | | | | | | | | | | | | | | | | | | | | | | | | | | | | | | | | | | | | | | | | | | | |
| TB3005B0 | TB3132A L=550mm EPDM WHITE-BLUE PIPE | 1.000 | PC | | | | | | | | | | | | | | | | | | | | | | | | | | | | | | | | | | | | | | | | | | | | | | | | | | | | | | | |






| COMPONENT | | | SPARE PART | | | | | | | | | | | | | | | | | | | | | | | | | | | | | | | | | | | | | | | | | | | | | | | | | | | | | | | | | | | | | | | | | | | | | | | | | | | | | |
|-----------|---|---|------------|--|--|------|-------------|-----|-----|----------|---------------------------------------|-------|----|----------|--------------------------|-------|----|----------|-----------------------------------|-------|----|----------|-------------------------------|-------|----|----------|---|-------|----|----------|-----------------------|-------|----|----------|-----------------------------|-------|----|----------|-------------------|-------|----|----------|----------------------------|-------|----|----------|---------------------------------|-------|----|----------|---------------------------------------|-------|----|----------|--------------------------------|-------|----|----------|------------------------------------|-------|----|----------|------------------------------------|-------|----|----------|--------------------------------------|---|------|-------------|-----|-----|----------|-------------------------------------|-------|----|----------|---------------------------|-------|----|
| Code | Description | Image | Code | Description | Kit components | | | | | | | | | | | | | | | | | | | | | | | | | | | | | | | | | | | | | | | | | | | | | | | | | | | | | | | | | | | | | | | | | | | | | | | | | | | |
| VL1190A | PLUS WASHING SYSTEM INLET DISTRIBUTOR |  | KVL1184A | 2 ROTOR ARMS PLUS EU CLEANING SYSTEM KIT | <table border="1"> <thead> <tr> <th>Code</th> <th>Description</th> <th>Qty</th> <th>UOM</th> </tr> </thead> <tbody> <tr> <td>TB3440A0</td> <td>TB3132A L=1050mm EPDM WHITE-BLUE PIPE</td> <td>1.000</td> <td>PC</td> </tr> <tr> <td>VL1019A0</td> <td>VIBRATION DETERGENT PUMP</td> <td>1.000</td> <td>PC</td> </tr> <tr> <td>VL1047A1</td> <td>D6 PIPE HOLDER - D8 J.G. TERMINAL</td> <td>1.000</td> <td>PC</td> </tr> <tr> <td>VL1065A1</td> <td>1/4 MALE N.O. PRESSURE SWITCH</td> <td>1.000</td> <td>PC</td> </tr> <tr> <td>VL1102A1</td> <td>DETERGENT LINE FILTER + BARBED VNR 6 MM</td> <td>1.000</td> <td>PC</td> </tr> <tr> <td>VL1128A1</td> <td>D6 BARBED CHECK VALVE</td> <td>2.000</td> <td>PC</td> </tr> <tr> <td>VL1141A1</td> <td>BB6-BB6 STRAIGHT CONNECTION</td> <td>1.000</td> <td>PC</td> </tr> <tr> <td>VL1166A0</td> <td>BB6-AR6 L FITTING</td> <td>4.000</td> <td>PC</td> </tr> <tr> <td>VL1174C0</td> <td>D1.2 MM CALIBRATED D1.2 MM</td> <td>1.000</td> <td>PC</td> </tr> <tr> <td>VL1186A0</td> <td>3 WAYS PLUS WASHING DISTRIBUTOR</td> <td>1.000</td> <td>PC</td> </tr> <tr> <td>VL1190A0</td> <td>PLUS WASHING SYSTEM INLET DISTRIBUTOR</td> <td>1.000</td> <td>PC</td> </tr> <tr> <td>VL1214A0</td> <td>BAYONET - 6mm BARBED NRV VALVE</td> <td>1.000</td> <td>PC</td> </tr> <tr> <td>VM1605A0</td> <td>CLIP TWIST LOCK DIAM. 10.2-12.7 MM</td> <td>3.000</td> <td>PC</td> </tr> <tr> <td>VM2172A0</td> <td>LOCKING CLIP FOR PUMP WITH CIRCUIT</td> <td>5.000</td> <td>PC</td> </tr> </tbody> </table> | Code | Description | Qty | UOM | TB3440A0 | TB3132A L=1050mm EPDM WHITE-BLUE PIPE | 1.000 | PC | VL1019A0 | VIBRATION DETERGENT PUMP | 1.000 | PC | VL1047A1 | D6 PIPE HOLDER - D8 J.G. TERMINAL | 1.000 | PC | VL1065A1 | 1/4 MALE N.O. PRESSURE SWITCH | 1.000 | PC | VL1102A1 | DETERGENT LINE FILTER + BARBED VNR 6 MM | 1.000 | PC | VL1128A1 | D6 BARBED CHECK VALVE | 2.000 | PC | VL1141A1 | BB6-BB6 STRAIGHT CONNECTION | 1.000 | PC | VL1166A0 | BB6-AR6 L FITTING | 4.000 | PC | VL1174C0 | D1.2 MM CALIBRATED D1.2 MM | 1.000 | PC | VL1186A0 | 3 WAYS PLUS WASHING DISTRIBUTOR | 1.000 | PC | VL1190A0 | PLUS WASHING SYSTEM INLET DISTRIBUTOR | 1.000 | PC | VL1214A0 | BAYONET - 6mm BARBED NRV VALVE | 1.000 | PC | VM1605A0 | CLIP TWIST LOCK DIAM. 10.2-12.7 MM | 3.000 | PC | VM2172A0 | LOCKING CLIP FOR PUMP WITH CIRCUIT | 5.000 | PC | KVL1183A | 1 ROTOR ARM PLUS CLEANING SYSTEM KIT | <table border="1"> <thead> <tr> <th>Code</th> <th>Description</th> <th>Qty</th> <th>UOM</th> </tr> </thead> <tbody> <tr> <td>0H2354A1</td> <td>XEVC-XEVL PLUS WASHING CIRCUIT PLAT</td> <td>1.000</td> <td>PC</td> </tr> <tr> <td>EL1440A0</td> <td>WATER SELF CLEANING VALVE</td> <td>3.000</td> <td>PC</td> </tr> </tbody> </table> | Code | Description | Qty | UOM | 0H2354A1 | XEVC-XEVL PLUS WASHING CIRCUIT PLAT | 1.000 | PC | EL1440A0 | WATER SELF CLEANING VALVE | 3.000 | PC |
| | | | Code | Description | Qty | UOM | | | | | | | | | | | | | | | | | | | | | | | | | | | | | | | | | | | | | | | | | | | | | | | | | | | | | | | | | | | | | | | | | | | | | | | | | | |
| TB3440A0 | TB3132A L=1050mm EPDM WHITE-BLUE PIPE | 1.000 | PC | | | | | | | | | | | | | | | | | | | | | | | | | | | | | | | | | | | | | | | | | | | | | | | | | | | | | | | | | | | | | | | | | | | | | | | | | | | | | |
| VL1019A0 | VIBRATION DETERGENT PUMP | 1.000 | PC | | | | | | | | | | | | | | | | | | | | | | | | | | | | | | | | | | | | | | | | | | | | | | | | | | | | | | | | | | | | | | | | | | | | | | | | | | | | | |
| VL1047A1 | D6 PIPE HOLDER - D8 J.G. TERMINAL | 1.000 | PC | | | | | | | | | | | | | | | | | | | | | | | | | | | | | | | | | | | | | | | | | | | | | | | | | | | | | | | | | | | | | | | | | | | | | | | | | | | | | |
| VL1065A1 | 1/4 MALE N.O. PRESSURE SWITCH | 1.000 | PC | | | | | | | | | | | | | | | | | | | | | | | | | | | | | | | | | | | | | | | | | | | | | | | | | | | | | | | | | | | | | | | | | | | | | | | | | | | | | |
| VL1102A1 | DETERGENT LINE FILTER + BARBED VNR 6 MM | 1.000 | PC | | | | | | | | | | | | | | | | | | | | | | | | | | | | | | | | | | | | | | | | | | | | | | | | | | | | | | | | | | | | | | | | | | | | | | | | | | | | | |
| VL1128A1 | D6 BARBED CHECK VALVE | 2.000 | PC | | | | | | | | | | | | | | | | | | | | | | | | | | | | | | | | | | | | | | | | | | | | | | | | | | | | | | | | | | | | | | | | | | | | | | | | | | | | | |
| VL1141A1 | BB6-BB6 STRAIGHT CONNECTION | 1.000 | PC | | | | | | | | | | | | | | | | | | | | | | | | | | | | | | | | | | | | | | | | | | | | | | | | | | | | | | | | | | | | | | | | | | | | | | | | | | | | | |
| VL1166A0 | BB6-AR6 L FITTING | 4.000 | PC | | | | | | | | | | | | | | | | | | | | | | | | | | | | | | | | | | | | | | | | | | | | | | | | | | | | | | | | | | | | | | | | | | | | | | | | | | | | | |
| VL1174C0 | D1.2 MM CALIBRATED D1.2 MM | 1.000 | PC | | | | | | | | | | | | | | | | | | | | | | | | | | | | | | | | | | | | | | | | | | | | | | | | | | | | | | | | | | | | | | | | | | | | | | | | | | | | | |
| VL1186A0 | 3 WAYS PLUS WASHING DISTRIBUTOR | 1.000 | PC | | | | | | | | | | | | | | | | | | | | | | | | | | | | | | | | | | | | | | | | | | | | | | | | | | | | | | | | | | | | | | | | | | | | | | | | | | | | | |
| VL1190A0 | PLUS WASHING SYSTEM INLET DISTRIBUTOR | 1.000 | PC | | | | | | | | | | | | | | | | | | | | | | | | | | | | | | | | | | | | | | | | | | | | | | | | | | | | | | | | | | | | | | | | | | | | | | | | | | | | | |
| VL1214A0 | BAYONET - 6mm BARBED NRV VALVE | 1.000 | PC | | | | | | | | | | | | | | | | | | | | | | | | | | | | | | | | | | | | | | | | | | | | | | | | | | | | | | | | | | | | | | | | | | | | | | | | | | | | | |
| VM1605A0 | CLIP TWIST LOCK DIAM. 10.2-12.7 MM | 3.000 | PC | | | | | | | | | | | | | | | | | | | | | | | | | | | | | | | | | | | | | | | | | | | | | | | | | | | | | | | | | | | | | | | | | | | | | | | | | | | | | |
| VM2172A0 | LOCKING CLIP FOR PUMP WITH CIRCUIT | 5.000 | PC | | | | | | | | | | | | | | | | | | | | | | | | | | | | | | | | | | | | | | | | | | | | | | | | | | | | | | | | | | | | | | | | | | | | | | | | | | | | | |
| Code | Description | Qty | UOM | | | | | | | | | | | | | | | | | | | | | | | | | | | | | | | | | | | | | | | | | | | | | | | | | | | | | | | | | | | | | | | | | | | | | | | | | | | | | |
| 0H2354A1 | XEVC-XEVL PLUS WASHING CIRCUIT PLAT | 1.000 | PC | | | | | | | | | | | | | | | | | | | | | | | | | | | | | | | | | | | | | | | | | | | | | | | | | | | | | | | | | | | | | | | | | | | | | | | | | | | | | |
| EL1440A0 | WATER SELF CLEANING VALVE | 3.000 | PC | | | | | | | | | | | | | | | | | | | | | | | | | | | | | | | | | | | | | | | | | | | | | | | | | | | | | | | | | | | | | | | | | | | | | | | | | | | | | |





| COMPONENT | | | SPARE PART | | | | | | | | | | | | | | | | | | | | | | | | | | | | | | | | | | | | | | | | | | | | | | | | | | | | | | | | | | | | | | | | | | | | | | | | | | | | | | | | | | | | | | |
|-----------|---|---|------------|--------------------------------------|--|------|-------------|-----|-----|----------|--------------------------|-------|----|----------|-------------------------------|-------|----|----------|--------------------|--------|----|----------|--------------|-------|----|----------|---------------------|-------|----|----------|-----------------|-------|----|----------|---|-------|----|----------|-----------------------|-------|----|----------|---------------------------------|-------|----|----------|--------------------------------------|-------|----|----------|--------------------------------------|-------|----|----------|----------|-------|----|----------|--------------------------|-------|----|----------|-----------------------------------|-------|----|----------|-------------------------------|-------|----|----------|---|-------|----|----------|-----------------------|-------|----|----------|-------------------|-------|----|----------|----------------------------|-------|----|----------|---------------------------------|-------|----|
| Code | Description | Image | Code | Description | Kit components | | | | | | | | | | | | | | | | | | | | | | | | | | | | | | | | | | | | | | | | | | | | | | | | | | | | | | | | | | | | | | | | | | | | | | | | | | | | | | | | | | | | |
| VL1190A | PLUS WASHING SYSTEM INLET DISTRIBUTOR |  | KVL1183A | 1 ROTOR ARM PLUS CLEANING SYSTEM KIT | <table border="1"> <thead> <tr> <th>Code</th> <th>Description</th> <th>Qty</th> <th>UOM</th> </tr> </thead> <tbody> <tr> <td>GN1526A0</td> <td>INT. D.=6.9 TH=1.8 O-RIN</td> <td>7.000</td> <td>PC</td> </tr> <tr> <td>RC1018A0</td> <td>ZINC PLATED D12 ELASTIC CLAMP</td> <td>2.000</td> <td>PC</td> </tr> <tr> <td>RC1019A0</td> <td>D=10 ELASTIC CLAMP</td> <td>14.000</td> <td>PC</td> </tr> <tr> <td>RC1130A0</td> <td>130x2,6 CLAM</td> <td>1.000</td> <td>PC</td> </tr> <tr> <td>RC1131A0</td> <td>200x2,6 BLACK CLAMP</td> <td>2.000</td> <td>PC</td> </tr> <tr> <td>RC1242A0</td> <td>D=10 CLOSED CAP</td> <td>2.000</td> <td>PC</td> </tr> <tr> <td>RC1356A0</td> <td>"STRAIGHT THREADED FEMALE END 8x1/4" BS</td> <td>1.000</td> <td>PC</td> </tr> <tr> <td>TB2821A0</td> <td>EPDM 6X10 L=40MM PIPE</td> <td>6.000</td> <td>PC</td> </tr> <tr> <td>TB3004A0</td> <td>TB2820A L=550mm EPDM BLACK PIPE</td> <td>1.000</td> <td>PC</td> </tr> <tr> <td>TB3005B0</td> <td>TB3132A L=550mm EPDM WHITE-BLUE PIPE</td> <td>1.000</td> <td>PC</td> </tr> <tr> <td>TB3225B0</td> <td>TB2820A-TAN K-WASHYNG SYS CONNECTION</td> <td>1.000</td> <td>PC</td> </tr> <tr> <td>TB3252A0</td> <td>TB3252A0</td> <td>1.000</td> <td>PC</td> </tr> <tr> <td>VL1019A0</td> <td>VIBRATION DETERGENT PUMP</td> <td>1.000</td> <td>PC</td> </tr> <tr> <td>VL1047A1</td> <td>D6 PIPE HOLDER - D8 J.G. TERMINAL</td> <td>1.000</td> <td>PC</td> </tr> <tr> <td>VL1065A1</td> <td>1/4 MALE N.O. PRESSURE SWITCH</td> <td>1.000</td> <td>PC</td> </tr> <tr> <td>VL1102A1</td> <td>DETERGENT LINE FILTER + BARBED VNR 6 MM</td> <td>1.000</td> <td>PC</td> </tr> <tr> <td>VL1128A1</td> <td>D6 BARBED CHECK VALVE</td> <td>2.000</td> <td>PC</td> </tr> <tr> <td>VL1166A0</td> <td>BB6-AR6 L FITTING</td> <td>3.000</td> <td>PC</td> </tr> <tr> <td>VL1174C0</td> <td>D1.2 MM CALIBRATED D1.2 MM</td> <td>1.000</td> <td>PC</td> </tr> <tr> <td>VL1185A0</td> <td>2 WAYS PLUS WASHING DISTRIBUTOR</td> <td>1.000</td> <td>PC</td> </tr> </tbody> </table> | Code | Description | Qty | UOM | GN1526A0 | INT. D.=6.9 TH=1.8 O-RIN | 7.000 | PC | RC1018A0 | ZINC PLATED D12 ELASTIC CLAMP | 2.000 | PC | RC1019A0 | D=10 ELASTIC CLAMP | 14.000 | PC | RC1130A0 | 130x2,6 CLAM | 1.000 | PC | RC1131A0 | 200x2,6 BLACK CLAMP | 2.000 | PC | RC1242A0 | D=10 CLOSED CAP | 2.000 | PC | RC1356A0 | "STRAIGHT THREADED FEMALE END 8x1/4" BS | 1.000 | PC | TB2821A0 | EPDM 6X10 L=40MM PIPE | 6.000 | PC | TB3004A0 | TB2820A L=550mm EPDM BLACK PIPE | 1.000 | PC | TB3005B0 | TB3132A L=550mm EPDM WHITE-BLUE PIPE | 1.000 | PC | TB3225B0 | TB2820A-TAN K-WASHYNG SYS CONNECTION | 1.000 | PC | TB3252A0 | TB3252A0 | 1.000 | PC | VL1019A0 | VIBRATION DETERGENT PUMP | 1.000 | PC | VL1047A1 | D6 PIPE HOLDER - D8 J.G. TERMINAL | 1.000 | PC | VL1065A1 | 1/4 MALE N.O. PRESSURE SWITCH | 1.000 | PC | VL1102A1 | DETERGENT LINE FILTER + BARBED VNR 6 MM | 1.000 | PC | VL1128A1 | D6 BARBED CHECK VALVE | 2.000 | PC | VL1166A0 | BB6-AR6 L FITTING | 3.000 | PC | VL1174C0 | D1.2 MM CALIBRATED D1.2 MM | 1.000 | PC | VL1185A0 | 2 WAYS PLUS WASHING DISTRIBUTOR | 1.000 | PC |
| Code | Description | Qty | UOM | | | | | | | | | | | | | | | | | | | | | | | | | | | | | | | | | | | | | | | | | | | | | | | | | | | | | | | | | | | | | | | | | | | | | | | | | | | | | | | | | | | | | | |
| GN1526A0 | INT. D.=6.9 TH=1.8 O-RIN | 7.000 | PC | | | | | | | | | | | | | | | | | | | | | | | | | | | | | | | | | | | | | | | | | | | | | | | | | | | | | | | | | | | | | | | | | | | | | | | | | | | | | | | | | | | | | | |
| RC1018A0 | ZINC PLATED D12 ELASTIC CLAMP | 2.000 | PC | | | | | | | | | | | | | | | | | | | | | | | | | | | | | | | | | | | | | | | | | | | | | | | | | | | | | | | | | | | | | | | | | | | | | | | | | | | | | | | | | | | | | | |
| RC1019A0 | D=10 ELASTIC CLAMP | 14.000 | PC | | | | | | | | | | | | | | | | | | | | | | | | | | | | | | | | | | | | | | | | | | | | | | | | | | | | | | | | | | | | | | | | | | | | | | | | | | | | | | | | | | | | | | |
| RC1130A0 | 130x2,6 CLAM | 1.000 | PC | | | | | | | | | | | | | | | | | | | | | | | | | | | | | | | | | | | | | | | | | | | | | | | | | | | | | | | | | | | | | | | | | | | | | | | | | | | | | | | | | | | | | | |
| RC1131A0 | 200x2,6 BLACK CLAMP | 2.000 | PC | | | | | | | | | | | | | | | | | | | | | | | | | | | | | | | | | | | | | | | | | | | | | | | | | | | | | | | | | | | | | | | | | | | | | | | | | | | | | | | | | | | | | | |
| RC1242A0 | D=10 CLOSED CAP | 2.000 | PC | | | | | | | | | | | | | | | | | | | | | | | | | | | | | | | | | | | | | | | | | | | | | | | | | | | | | | | | | | | | | | | | | | | | | | | | | | | | | | | | | | | | | | |
| RC1356A0 | "STRAIGHT THREADED FEMALE END 8x1/4" BS | 1.000 | PC | | | | | | | | | | | | | | | | | | | | | | | | | | | | | | | | | | | | | | | | | | | | | | | | | | | | | | | | | | | | | | | | | | | | | | | | | | | | | | | | | | | | | | |
| TB2821A0 | EPDM 6X10 L=40MM PIPE | 6.000 | PC | | | | | | | | | | | | | | | | | | | | | | | | | | | | | | | | | | | | | | | | | | | | | | | | | | | | | | | | | | | | | | | | | | | | | | | | | | | | | | | | | | | | | | |
| TB3004A0 | TB2820A L=550mm EPDM BLACK PIPE | 1.000 | PC | | | | | | | | | | | | | | | | | | | | | | | | | | | | | | | | | | | | | | | | | | | | | | | | | | | | | | | | | | | | | | | | | | | | | | | | | | | | | | | | | | | | | | |
| TB3005B0 | TB3132A L=550mm EPDM WHITE-BLUE PIPE | 1.000 | PC | | | | | | | | | | | | | | | | | | | | | | | | | | | | | | | | | | | | | | | | | | | | | | | | | | | | | | | | | | | | | | | | | | | | | | | | | | | | | | | | | | | | | | |
| TB3225B0 | TB2820A-TAN K-WASHYNG SYS CONNECTION | 1.000 | PC | | | | | | | | | | | | | | | | | | | | | | | | | | | | | | | | | | | | | | | | | | | | | | | | | | | | | | | | | | | | | | | | | | | | | | | | | | | | | | | | | | | | | | |
| TB3252A0 | TB3252A0 | 1.000 | PC | | | | | | | | | | | | | | | | | | | | | | | | | | | | | | | | | | | | | | | | | | | | | | | | | | | | | | | | | | | | | | | | | | | | | | | | | | | | | | | | | | | | | | |
| VL1019A0 | VIBRATION DETERGENT PUMP | 1.000 | PC | | | | | | | | | | | | | | | | | | | | | | | | | | | | | | | | | | | | | | | | | | | | | | | | | | | | | | | | | | | | | | | | | | | | | | | | | | | | | | | | | | | | | | |
| VL1047A1 | D6 PIPE HOLDER - D8 J.G. TERMINAL | 1.000 | PC | | | | | | | | | | | | | | | | | | | | | | | | | | | | | | | | | | | | | | | | | | | | | | | | | | | | | | | | | | | | | | | | | | | | | | | | | | | | | | | | | | | | | | |
| VL1065A1 | 1/4 MALE N.O. PRESSURE SWITCH | 1.000 | PC | | | | | | | | | | | | | | | | | | | | | | | | | | | | | | | | | | | | | | | | | | | | | | | | | | | | | | | | | | | | | | | | | | | | | | | | | | | | | | | | | | | | | | |
| VL1102A1 | DETERGENT LINE FILTER + BARBED VNR 6 MM | 1.000 | PC | | | | | | | | | | | | | | | | | | | | | | | | | | | | | | | | | | | | | | | | | | | | | | | | | | | | | | | | | | | | | | | | | | | | | | | | | | | | | | | | | | | | | | |
| VL1128A1 | D6 BARBED CHECK VALVE | 2.000 | PC | | | | | | | | | | | | | | | | | | | | | | | | | | | | | | | | | | | | | | | | | | | | | | | | | | | | | | | | | | | | | | | | | | | | | | | | | | | | | | | | | | | | | | |
| VL1166A0 | BB6-AR6 L FITTING | 3.000 | PC | | | | | | | | | | | | | | | | | | | | | | | | | | | | | | | | | | | | | | | | | | | | | | | | | | | | | | | | | | | | | | | | | | | | | | | | | | | | | | | | | | | | | | |
| VL1174C0 | D1.2 MM CALIBRATED D1.2 MM | 1.000 | PC | | | | | | | | | | | | | | | | | | | | | | | | | | | | | | | | | | | | | | | | | | | | | | | | | | | | | | | | | | | | | | | | | | | | | | | | | | | | | | | | | | | | | | |
| VL1185A0 | 2 WAYS PLUS WASHING DISTRIBUTOR | 1.000 | PC | | | | | | | | | | | | | | | | | | | | | | | | | | | | | | | | | | | | | | | | | | | | | | | | | | | | | | | | | | | | | | | | | | | | | | | | | | | | | | | | | | | | | | |





| COMPONENT | | | SPARE PART | | | | | | | | | | | | | | | | | | | | | | | | | | | | | | | | | | | | | | | | | | | | | | | | | | | |
|-----------|--|---|------------|---------------------------------------|--|------|-------------|--------------------------|-------|----------|---------------------------------------|--------------------|-------|----------|--------------------------------|--------------|-------|----------|------------------------------------|---------------------|-------|----------|------------------------------------|-----------------|-------|----|----------|-----------------------|-------|----|----------|--------------------------|-------|----|----------|-----------------------|-------|----|----------|----------------------------|-------|----|----------|---------------------------------|-------|----|----------|---------------------------------------|-------|----|----------|------------------------------------|-------|----|
| Code | Description | Image | Code | Description | Kit components | | | | | | | | | | | | | | | | | | | | | | | | | | | | | | | | | | | | | | | | | | | | | | | | | |
| VL1190A | PLUS WASHING SYSTEM INLET DISTRIBUTOR |  | KVL1183A | 1 ROTOR ARM PLUS CLEANING SYSTEM KIT | <table border="1"> <thead> <tr> <th>Code</th> <th>Description</th> <th>Qty</th> <th>UOM</th> </tr> </thead> <tbody> <tr> <td>VL1190A0</td> <td>PLUS WASHING SYSTEM INLET DISTRIBUTOR</td> <td>1.000</td> <td>PC</td> </tr> <tr> <td>VL1214A0</td> <td>BAYONET - 6mm BARBED NRV VALVE</td> <td>1.000</td> <td>PC</td> </tr> <tr> <td>VM1605A0</td> <td>CLIP TWIST LOCK DIAM. 10,2-12,7 MM</td> <td>3.000</td> <td>PC</td> </tr> <tr> <td>VM2172A0</td> <td>LOCKING CLIP FOR PUMP WITH CIRCUIT</td> <td>4.000</td> <td>PC</td> </tr> </tbody> </table> | Code | Description | Qty | UOM | VL1190A0 | PLUS WASHING SYSTEM INLET DISTRIBUTOR | 1.000 | PC | VL1214A0 | BAYONET - 6mm BARBED NRV VALVE | 1.000 | PC | VM1605A0 | CLIP TWIST LOCK DIAM. 10,2-12,7 MM | 3.000 | PC | VM2172A0 | LOCKING CLIP FOR PUMP WITH CIRCUIT | 4.000 | PC | | | | | | | | | | | | | | | | | | | | | | | | | | | | | |
| | | | Code | Description | Qty | UOM | | | | | | | | | | | | | | | | | | | | | | | | | | | | | | | | | | | | | | | | | | | | | | | | |
| | | | VL1190A0 | PLUS WASHING SYSTEM INLET DISTRIBUTOR | 1.000 | PC | | | | | | | | | | | | | | | | | | | | | | | | | | | | | | | | | | | | | | | | | | | | | | | | |
| VL1214A0 | BAYONET - 6mm BARBED NRV VALVE | 1.000 | PC | | | | | | | | | | | | | | | | | | | | | | | | | | | | | | | | | | | | | | | | | | | | | | | | | | | |
| VM1605A0 | CLIP TWIST LOCK DIAM. 10,2-12,7 MM | 3.000 | PC | | | | | | | | | | | | | | | | | | | | | | | | | | | | | | | | | | | | | | | | | | | | | | | | | | | |
| VM2172A0 | LOCKING CLIP FOR PUMP WITH CIRCUIT | 4.000 | PC | | | | | | | | | | | | | | | | | | | | | | | | | | | | | | | | | | | | | | | | | | | | | | | | | | | |
| KVL0684A | >12/2019 2-3ROTOR ARM PLUS WASH PUMP KIT | <table border="1"> <thead> <tr> <th>Code</th> <th>Description</th> <th>Qty</th> <th>UOM</th> </tr> </thead> <tbody> <tr> <td>GN1526A0</td> <td>INT. D.=6.9 TH=1.8 O-RIN</td> <td>3.000</td> <td>PC</td> </tr> <tr> <td>RC1019A0</td> <td>D=10 ELASTIC CLAMP</td> <td>4.000</td> <td>PC</td> </tr> <tr> <td>RC1130A0</td> <td>130x2.6 CLAM</td> <td>1.000</td> <td>PC</td> </tr> <tr> <td>RC1131A0</td> <td>200x2.6 BLACK CLAMP</td> <td>3.000</td> <td>PC</td> </tr> <tr> <td>RC1242A0</td> <td>D=10 CLOSED CAP</td> <td>2.000</td> <td>PC</td> </tr> <tr> <td>TB2821A0</td> <td>EPDM 6X10 L=40MM PIPE</td> <td>3.000</td> <td>PC</td> </tr> <tr> <td>VL1019A0</td> <td>VIBRATION DETERGENT PUMP</td> <td>1.000</td> <td>PC</td> </tr> <tr> <td>VL1128A1</td> <td>D6 BARBED CHECK VALVE</td> <td>1.000</td> <td>PC</td> </tr> <tr> <td>VL1174C0</td> <td>D1.2 MM CALIBRATED D1.2 MM</td> <td>1.000</td> <td>PC</td> </tr> <tr> <td>VL1186A0</td> <td>3 WAYS PLUS WASHING DISTRIBUTOR</td> <td>1.000</td> <td>PC</td> </tr> <tr> <td>VL1190A0</td> <td>PLUS WASHING SYSTEM INLET DISTRIBUTOR</td> <td>1.000</td> <td>PC</td> </tr> <tr> <td>VM2172A0</td> <td>LOCKING CLIP FOR PUMP WITH CIRCUIT</td> <td>1.000</td> <td>PC</td> </tr> </tbody> </table> | Code | Description | Qty | UOM | GN1526A0 | INT. D.=6.9 TH=1.8 O-RIN | 3.000 | PC | RC1019A0 | D=10 ELASTIC CLAMP | 4.000 | PC | RC1130A0 | 130x2.6 CLAM | 1.000 | PC | RC1131A0 | 200x2.6 BLACK CLAMP | 3.000 | PC | RC1242A0 | D=10 CLOSED CAP | 2.000 | PC | TB2821A0 | EPDM 6X10 L=40MM PIPE | 3.000 | PC | VL1019A0 | VIBRATION DETERGENT PUMP | 1.000 | PC | VL1128A1 | D6 BARBED CHECK VALVE | 1.000 | PC | VL1174C0 | D1.2 MM CALIBRATED D1.2 MM | 1.000 | PC | VL1186A0 | 3 WAYS PLUS WASHING DISTRIBUTOR | 1.000 | PC | VL1190A0 | PLUS WASHING SYSTEM INLET DISTRIBUTOR | 1.000 | PC | VM2172A0 | LOCKING CLIP FOR PUMP WITH CIRCUIT | 1.000 | PC |
| Code | Description | Qty | UOM | | | | | | | | | | | | | | | | | | | | | | | | | | | | | | | | | | | | | | | | | | | | | | | | | | | |
| GN1526A0 | INT. D.=6.9 TH=1.8 O-RIN | 3.000 | PC | | | | | | | | | | | | | | | | | | | | | | | | | | | | | | | | | | | | | | | | | | | | | | | | | | | |
| RC1019A0 | D=10 ELASTIC CLAMP | 4.000 | PC | | | | | | | | | | | | | | | | | | | | | | | | | | | | | | | | | | | | | | | | | | | | | | | | | | | |
| RC1130A0 | 130x2.6 CLAM | 1.000 | PC | | | | | | | | | | | | | | | | | | | | | | | | | | | | | | | | | | | | | | | | | | | | | | | | | | | |
| RC1131A0 | 200x2.6 BLACK CLAMP | 3.000 | PC | | | | | | | | | | | | | | | | | | | | | | | | | | | | | | | | | | | | | | | | | | | | | | | | | | | |
| RC1242A0 | D=10 CLOSED CAP | 2.000 | PC | | | | | | | | | | | | | | | | | | | | | | | | | | | | | | | | | | | | | | | | | | | | | | | | | | | |
| TB2821A0 | EPDM 6X10 L=40MM PIPE | 3.000 | PC | | | | | | | | | | | | | | | | | | | | | | | | | | | | | | | | | | | | | | | | | | | | | | | | | | | |
| VL1019A0 | VIBRATION DETERGENT PUMP | 1.000 | PC | | | | | | | | | | | | | | | | | | | | | | | | | | | | | | | | | | | | | | | | | | | | | | | | | | | |
| VL1128A1 | D6 BARBED CHECK VALVE | 1.000 | PC | | | | | | | | | | | | | | | | | | | | | | | | | | | | | | | | | | | | | | | | | | | | | | | | | | | |
| VL1174C0 | D1.2 MM CALIBRATED D1.2 MM | 1.000 | PC | | | | | | | | | | | | | | | | | | | | | | | | | | | | | | | | | | | | | | | | | | | | | | | | | | | |
| VL1186A0 | 3 WAYS PLUS WASHING DISTRIBUTOR | 1.000 | PC | | | | | | | | | | | | | | | | | | | | | | | | | | | | | | | | | | | | | | | | | | | | | | | | | | | |
| VL1190A0 | PLUS WASHING SYSTEM INLET DISTRIBUTOR | 1.000 | PC | | | | | | | | | | | | | | | | | | | | | | | | | | | | | | | | | | | | | | | | | | | | | | | | | | | |
| VM2172A0 | LOCKING CLIP FOR PUMP WITH CIRCUIT | 1.000 | PC | | | | | | | | | | | | | | | | | | | | | | | | | | | | | | | | | | | | | | | | | | | | | | | | | | | |
| KVL0683A | >12/2019 1 ROTOR ARM PLUS WASH PUMP KIT | <table border="1"> <thead> <tr> <th>Code</th> <th>Description</th> <th>Qty</th> <th>UOM</th> </tr> </thead> <tbody> <tr> <td>GN1526A0</td> <td>INT. D.=6.9 TH=1.8 O-RIN</td> <td>2.000</td> <td>PC</td> </tr> <tr> <td>RC1019A0</td> <td>D=10 ELASTIC CLAMP</td> <td>4.000</td> <td>PC</td> </tr> <tr> <td>RC1130A0</td> <td>130x2.6 CLAM</td> <td>1.000</td> <td>PC</td> </tr> <tr> <td>RC1131A0</td> <td>200x2.6 BLACK CLAMP</td> <td>2.000</td> <td>PC</td> </tr> </tbody> </table> | Code | Description | Qty | UOM | GN1526A0 | INT. D.=6.9 TH=1.8 O-RIN | 2.000 | PC | RC1019A0 | D=10 ELASTIC CLAMP | 4.000 | PC | RC1130A0 | 130x2.6 CLAM | 1.000 | PC | RC1131A0 | 200x2.6 BLACK CLAMP | 2.000 | PC | | | | | | | | | | | | | | | | | | | | | | | | | | | | | | | | |
| Code | Description | Qty | UOM | | | | | | | | | | | | | | | | | | | | | | | | | | | | | | | | | | | | | | | | | | | | | | | | | | | |
| GN1526A0 | INT. D.=6.9 TH=1.8 O-RIN | 2.000 | PC | | | | | | | | | | | | | | | | | | | | | | | | | | | | | | | | | | | | | | | | | | | | | | | | | | | |
| RC1019A0 | D=10 ELASTIC CLAMP | 4.000 | PC | | | | | | | | | | | | | | | | | | | | | | | | | | | | | | | | | | | | | | | | | | | | | | | | | | | |
| RC1130A0 | 130x2.6 CLAM | 1.000 | PC | | | | | | | | | | | | | | | | | | | | | | | | | | | | | | | | | | | | | | | | | | | | | | | | | | | |
| RC1131A0 | 200x2.6 BLACK CLAMP | 2.000 | PC | | | | | | | | | | | | | | | | | | | | | | | | | | | | | | | | | | | | | | | | | | | | | | | | | | | |

| COMPONENT | | | SPARE PART | | | | | | | | | | | | | | | | | | | | | | | | | | | | | | | | | | | | | | |
|-----------|---------------------------------------|---|------------|---|--|---------------------------------------|-------------|-----|-----|----------|-------------------------------|-------|----|----------|-----------------------------------|-------|----|----------|--------------------------------|-------|----|----------|-----------------------|-------|----|----------|----------------------------|-------|----|----------|---------------------------------|-------|----|----------|---------------------------------------|-------|----|----------|------------------------------------|-------|----|
| Code | Description | Image | Code | Description | Kit components | | | | | | | | | | | | | | | | | | | | | | | | | | | | | | | | | | | | |
| VL1190A | PLUS WASHING SYSTEM INLET DISTRIBUTOR |  | KVL0683A | >12/2019 1 ROTOR ARM PLUS WASH PUMP KIT | <table border="1"> <thead> <tr> <th>Code</th> <th>Description</th> <th>Qty</th> <th>UOM</th> </tr> </thead> <tbody> <tr> <td>RC1242A0</td> <td>D=10 CLOSED CAP</td> <td>2.000</td> <td>PC</td> </tr> <tr> <td>TB2821A0</td> <td>EPDM 6X10 L=40MM PIPE</td> <td>3.000</td> <td>PC</td> </tr> <tr> <td>VL1019A0</td> <td>VIBRATION DETERGENT PUMP</td> <td>1.000</td> <td>PC</td> </tr> <tr> <td>VL1128A1</td> <td>D6 BARBED CHECK VALVE</td> <td>1.000</td> <td>PC</td> </tr> <tr> <td>VL1174C0</td> <td>D1.2 MM CALIBRATED D1.2 MM</td> <td>1.000</td> <td>PC</td> </tr> <tr> <td>VL1185A0</td> <td>2 WAYS PLUS WASHING DISTRIBUTOR</td> <td>1.000</td> <td>PC</td> </tr> <tr> <td>VL1190A0</td> <td>PLUS WASHING SYSTEM INLET DISTRIBUTOR</td> <td>1.000</td> <td>PC</td> </tr> <tr> <td>VM2172A0</td> <td>LOCKING CLIP FOR PUMP WITH CIRCUIT</td> <td>1.000</td> <td>PC</td> </tr> </tbody> </table> | Code | Description | Qty | UOM | RC1242A0 | D=10 CLOSED CAP | 2.000 | PC | TB2821A0 | EPDM 6X10 L=40MM PIPE | 3.000 | PC | VL1019A0 | VIBRATION DETERGENT PUMP | 1.000 | PC | VL1128A1 | D6 BARBED CHECK VALVE | 1.000 | PC | VL1174C0 | D1.2 MM CALIBRATED D1.2 MM | 1.000 | PC | VL1185A0 | 2 WAYS PLUS WASHING DISTRIBUTOR | 1.000 | PC | VL1190A0 | PLUS WASHING SYSTEM INLET DISTRIBUTOR | 1.000 | PC | VM2172A0 | LOCKING CLIP FOR PUMP WITH CIRCUIT | 1.000 | PC |
| | | | | | Code | Description | Qty | UOM | | | | | | | | | | | | | | | | | | | | | | | | | | | | | | | | | |
| | | | | | RC1242A0 | D=10 CLOSED CAP | 2.000 | PC | | | | | | | | | | | | | | | | | | | | | | | | | | | | | | | | | |
| | | | | | TB2821A0 | EPDM 6X10 L=40MM PIPE | 3.000 | PC | | | | | | | | | | | | | | | | | | | | | | | | | | | | | | | | | |
| | | | | | VL1019A0 | VIBRATION DETERGENT PUMP | 1.000 | PC | | | | | | | | | | | | | | | | | | | | | | | | | | | | | | | | | |
| | | | | | VL1128A1 | D6 BARBED CHECK VALVE | 1.000 | PC | | | | | | | | | | | | | | | | | | | | | | | | | | | | | | | | | |
| | | | | | VL1174C0 | D1.2 MM CALIBRATED D1.2 MM | 1.000 | PC | | | | | | | | | | | | | | | | | | | | | | | | | | | | | | | | | |
| | | | | | VL1185A0 | 2 WAYS PLUS WASHING DISTRIBUTOR | 1.000 | PC | | | | | | | | | | | | | | | | | | | | | | | | | | | | | | | | | |
| | | | | | VL1190A0 | PLUS WASHING SYSTEM INLET DISTRIBUTOR | 1.000 | PC | | | | | | | | | | | | | | | | | | | | | | | | | | | | | | | | | |
| VM2172A0 | LOCKING CLIP FOR PUMP WITH CIRCUIT | 1.000 | PC | | | | | | | | | | | | | | | | | | | | | | | | | | | | | | | | | | | | | | |
| VL1214A | BAYONET - 6mm BARBED NRV VALVE |  | KVL1214A | 6mm BARBED-BAYONET NRV VALVE KIT | <table border="1"> <thead> <tr> <th>Code</th> <th>Description</th> <th>Qty</th> <th>UOM</th> </tr> </thead> <tbody> <tr> <td>RC1019A0</td> <td>D=10 ELASTIC CLAMP</td> <td>2.000</td> <td>PC</td> </tr> <tr> <td>TB2820A0</td> <td>6X10 EPDM PIPE FOR WASHING SYSTEM</td> <td>0.100</td> <td>M</td> </tr> <tr> <td>VL1214A0</td> <td>BAYONET - 6mm BARBED NRV VALVE</td> <td>1.000</td> <td>PC</td> </tr> </tbody> </table> | Code | Description | Qty | UOM | RC1019A0 | D=10 ELASTIC CLAMP | 2.000 | PC | TB2820A0 | 6X10 EPDM PIPE FOR WASHING SYSTEM | 0.100 | M | VL1214A0 | BAYONET - 6mm BARBED NRV VALVE | 1.000 | PC | | | | | | | | | | | | | | | | | | | | |
| | | | | | Code | Description | Qty | UOM | | | | | | | | | | | | | | | | | | | | | | | | | | | | | | | | | |
| | | | | | RC1019A0 | D=10 ELASTIC CLAMP | 2.000 | PC | | | | | | | | | | | | | | | | | | | | | | | | | | | | | | | | | |
| TB2820A0 | 6X10 EPDM PIPE FOR WASHING SYSTEM | 0.100 | M | | | | | | | | | | | | | | | | | | | | | | | | | | | | | | | | | | | | | | |
| VL1214A0 | BAYONET - 6mm BARBED NRV VALVE | 1.000 | PC | | | | | | | | | | | | | | | | | | | | | | | | | | | | | | | | | | | | | | |
| VL1398A | 1/4 M N.O. CIL PRESSURE SWITCH |  | KVL1065A | 1/4 M N.O. CIL. PRESSURE SWITCH KIT | <table border="1"> <thead> <tr> <th>Code</th> <th>Description</th> <th>Qty</th> <th>UOM</th> </tr> </thead> <tbody> <tr> <td>VL1065A1</td> <td>1/4 MALE N.O. PRESSURE SWITCH</td> <td>1.000</td> <td>PC</td> </tr> </tbody> </table> | Code | Description | Qty | UOM | VL1065A1 | 1/4 MALE N.O. PRESSURE SWITCH | 1.000 | PC | | | | | | | | | | | | | | | | | | | | | | | | | | | | |
| | | | | | Code | Description | Qty | UOM | | | | | | | | | | | | | | | | | | | | | | | | | | | | | | | | | |
| VL1065A1 | 1/4 MALE N.O. PRESSURE SWITCH | 1.000 | PC | | | | | | | | | | | | | | | | | | | | | | | | | | | | | | | | | | | | | | |


| COMPONENT | | | SPARE PART | | | | | | | | | | | | | | | | | | | | | | | | | | | | | | | | | | | | | | | | | | | | | | | | | | | | | | | | | | | | | | | | | | | | | | |
|-----------|--------------------------------------|---|------------|--------------------------------------|---|------|-------------|-----|-----|----------|--------------------------------------|-------|----|----------|--------------------------------------|-------|----|----------|-------------------------|-------|----|----------|------------------------------|-------|---|----------|-------------------------------|-------|---|----------|-----------------------------|-------|----|----------|---------------------------|-------|----|----------|-----------------------------------|-------|----|----------|---------------------------|-------|----|----------|---------------------------|-------|----|----------|-------------------------------|-------|----|----------|--------------------|--------|----|----------|---------------|-------|----|----------|-----------------|-------|----|----------|-----------------------|--------|----|----------|---------------------------------|-------|----|
| Code | Description | Image | Code | Description | Kit components | | | | | | | | | | | | | | | | | | | | | | | | | | | | | | | | | | | | | | | | | | | | | | | | | | | | | | | | | | | | | | | | | | | | |
| VM2172A | LOCKING CLIP FOR PUMP WITH CIRCUIT |  | VM2172A0 | LOCKING CLIP FOR PUMP WITH CIRCUIT | | | | | | | | | | | | | | | | | | | | | | | | | | | | | | | | | | | | | | | | | | | | | | | | | | | | | | | | | | | | | | | | | | | | | |
| EL1440A | WATER SELF CLEANING VALVE |  | KVL2618A | 2 ROTOR ARMS ONE CLEANING SYSTEM KIT | <table border="1"> <thead> <tr> <th>Code</th> <th>Description</th> <th>Qty</th> <th>UOM</th> </tr> </thead> <tbody> <tr> <td>0H2202A1</td> <td>ONE WASHING WITH STEAM VALVE SUPPORT</td> <td>2.000</td> <td>PC</td> </tr> <tr> <td>CE1030A0</td> <td>FEMALE FASTON COVER 6.3X0.8 0,5-1mmq</td> <td>4.000</td> <td>PC</td> </tr> <tr> <td>CE1395A0</td> <td>6,3 X 0,8 FEMALE FASTON</td> <td>2.000</td> <td>PC</td> </tr> <tr> <td>CE1545A0</td> <td>BLUE UNIP AWG18 ST.3135 WIRE</td> <td>2.000</td> <td>M</td> </tr> <tr> <td>CE1570A0</td> <td>WHITE UNIP AWG18 ST.3135 WIRE</td> <td>2.000</td> <td>M</td> </tr> <tr> <td>CE1660A0</td> <td>6,3x0,8 FEMALE FASTON COVER</td> <td>4.000</td> <td>PC</td> </tr> <tr> <td>CE1661A0</td> <td>MALE FASTON COVER 6,3x0,8</td> <td>2.000</td> <td>PC</td> </tr> <tr> <td>EL1020A1</td> <td>D8 INTERMEDIAT E T-SHAPED FITTING</td> <td>1.000</td> <td>PC</td> </tr> <tr> <td>EL1440A0</td> <td>WATER SELF CLEANING VALVE</td> <td>2.000</td> <td>PC</td> </tr> <tr> <td>GN1526A0</td> <td>INT. D.=6.9 TH=1.8 O-RING</td> <td>6.000</td> <td>PC</td> </tr> <tr> <td>RC1018A0</td> <td>ZINC PLATED D12 ELASTIC CLAMP</td> <td>2.000</td> <td>PC</td> </tr> <tr> <td>RC1019A0</td> <td>D=10 ELASTIC CLAMP</td> <td>28.000</td> <td>PC</td> </tr> <tr> <td>RC1130A0</td> <td>130x2,6 CLAMP</td> <td>4.000</td> <td>PC</td> </tr> <tr> <td>RC1242A0</td> <td>D=10 CLOSED CAP</td> <td>4.000</td> <td>PC</td> </tr> <tr> <td>TB2821A0</td> <td>EPDM 6X10 L=40MM PIPE</td> <td>12.000</td> <td>PC</td> </tr> <tr> <td>TB3004A0</td> <td>TB2820A L=550mm EPDM BLACK PIPE</td> <td>2.000</td> <td>PC</td> </tr> </tbody> </table> | Code | Description | Qty | UOM | 0H2202A1 | ONE WASHING WITH STEAM VALVE SUPPORT | 2.000 | PC | CE1030A0 | FEMALE FASTON COVER 6.3X0.8 0,5-1mmq | 4.000 | PC | CE1395A0 | 6,3 X 0,8 FEMALE FASTON | 2.000 | PC | CE1545A0 | BLUE UNIP AWG18 ST.3135 WIRE | 2.000 | M | CE1570A0 | WHITE UNIP AWG18 ST.3135 WIRE | 2.000 | M | CE1660A0 | 6,3x0,8 FEMALE FASTON COVER | 4.000 | PC | CE1661A0 | MALE FASTON COVER 6,3x0,8 | 2.000 | PC | EL1020A1 | D8 INTERMEDIAT E T-SHAPED FITTING | 1.000 | PC | EL1440A0 | WATER SELF CLEANING VALVE | 2.000 | PC | GN1526A0 | INT. D.=6.9 TH=1.8 O-RING | 6.000 | PC | RC1018A0 | ZINC PLATED D12 ELASTIC CLAMP | 2.000 | PC | RC1019A0 | D=10 ELASTIC CLAMP | 28.000 | PC | RC1130A0 | 130x2,6 CLAMP | 4.000 | PC | RC1242A0 | D=10 CLOSED CAP | 4.000 | PC | TB2821A0 | EPDM 6X10 L=40MM PIPE | 12.000 | PC | TB3004A0 | TB2820A L=550mm EPDM BLACK PIPE | 2.000 | PC |
| Code | Description | Qty | UOM | | | | | | | | | | | | | | | | | | | | | | | | | | | | | | | | | | | | | | | | | | | | | | | | | | | | | | | | | | | | | | | | | | | | | | |
| 0H2202A1 | ONE WASHING WITH STEAM VALVE SUPPORT | 2.000 | PC | | | | | | | | | | | | | | | | | | | | | | | | | | | | | | | | | | | | | | | | | | | | | | | | | | | | | | | | | | | | | | | | | | | | | | |
| CE1030A0 | FEMALE FASTON COVER 6.3X0.8 0,5-1mmq | 4.000 | PC | | | | | | | | | | | | | | | | | | | | | | | | | | | | | | | | | | | | | | | | | | | | | | | | | | | | | | | | | | | | | | | | | | | | | | |
| CE1395A0 | 6,3 X 0,8 FEMALE FASTON | 2.000 | PC | | | | | | | | | | | | | | | | | | | | | | | | | | | | | | | | | | | | | | | | | | | | | | | | | | | | | | | | | | | | | | | | | | | | | | |
| CE1545A0 | BLUE UNIP AWG18 ST.3135 WIRE | 2.000 | M | | | | | | | | | | | | | | | | | | | | | | | | | | | | | | | | | | | | | | | | | | | | | | | | | | | | | | | | | | | | | | | | | | | | | | |
| CE1570A0 | WHITE UNIP AWG18 ST.3135 WIRE | 2.000 | M | | | | | | | | | | | | | | | | | | | | | | | | | | | | | | | | | | | | | | | | | | | | | | | | | | | | | | | | | | | | | | | | | | | | | | |
| CE1660A0 | 6,3x0,8 FEMALE FASTON COVER | 4.000 | PC | | | | | | | | | | | | | | | | | | | | | | | | | | | | | | | | | | | | | | | | | | | | | | | | | | | | | | | | | | | | | | | | | | | | | | |
| CE1661A0 | MALE FASTON COVER 6,3x0,8 | 2.000 | PC | | | | | | | | | | | | | | | | | | | | | | | | | | | | | | | | | | | | | | | | | | | | | | | | | | | | | | | | | | | | | | | | | | | | | | |
| EL1020A1 | D8 INTERMEDIAT E T-SHAPED FITTING | 1.000 | PC | | | | | | | | | | | | | | | | | | | | | | | | | | | | | | | | | | | | | | | | | | | | | | | | | | | | | | | | | | | | | | | | | | | | | | |
| EL1440A0 | WATER SELF CLEANING VALVE | 2.000 | PC | | | | | | | | | | | | | | | | | | | | | | | | | | | | | | | | | | | | | | | | | | | | | | | | | | | | | | | | | | | | | | | | | | | | | | |
| GN1526A0 | INT. D.=6.9 TH=1.8 O-RING | 6.000 | PC | | | | | | | | | | | | | | | | | | | | | | | | | | | | | | | | | | | | | | | | | | | | | | | | | | | | | | | | | | | | | | | | | | | | | | |
| RC1018A0 | ZINC PLATED D12 ELASTIC CLAMP | 2.000 | PC | | | | | | | | | | | | | | | | | | | | | | | | | | | | | | | | | | | | | | | | | | | | | | | | | | | | | | | | | | | | | | | | | | | | | | |
| RC1019A0 | D=10 ELASTIC CLAMP | 28.000 | PC | | | | | | | | | | | | | | | | | | | | | | | | | | | | | | | | | | | | | | | | | | | | | | | | | | | | | | | | | | | | | | | | | | | | | | |
| RC1130A0 | 130x2,6 CLAMP | 4.000 | PC | | | | | | | | | | | | | | | | | | | | | | | | | | | | | | | | | | | | | | | | | | | | | | | | | | | | | | | | | | | | | | | | | | | | | | |
| RC1242A0 | D=10 CLOSED CAP | 4.000 | PC | | | | | | | | | | | | | | | | | | | | | | | | | | | | | | | | | | | | | | | | | | | | | | | | | | | | | | | | | | | | | | | | | | | | | | |
| TB2821A0 | EPDM 6X10 L=40MM PIPE | 12.000 | PC | | | | | | | | | | | | | | | | | | | | | | | | | | | | | | | | | | | | | | | | | | | | | | | | | | | | | | | | | | | | | | | | | | | | | | |
| TB3004A0 | TB2820A L=550mm EPDM BLACK PIPE | 2.000 | PC | | | | | | | | | | | | | | | | | | | | | | | | | | | | | | | | | | | | | | | | | | | | | | | | | | | | | | | | | | | | | | | | | | | | | | |




| COMPONENT | | | SPARE PART | | | | | | | | | | | | | | | | | | | | | | | | | | | | | | | | | | | | | | | | | | | | | | | | | | | | | | | | | | | | | | | | | | | | | | | | | | | | | | | | | |
|-----------|--|---|------------|--|--|------|-------------|-----|-----|----------|---|-------|----|----------|---|-------|----|----------|--------------------------------------|-------|----|----------|--------------------------------|-------|----|----------|---|-------|----|----------|--|-------|----|----------|--|-------|----|----------|-----------------------------------|-------|----|----------|--------------------------|-------|----|----------|----------------------|-------|----|----------|----------------------------------|-------|----|----------|--|-------|----|----------|--------------------------------------|-------|----|----------|--|-------|----|----------|---|---|------|-------------|-----|-----|----------|---------------------------------|-------|----|----------|---------------------------------|-------|----|----------|-----------------------------|-------|----|
| Code | Description | Image | Code | Description | Kit components | | | | | | | | | | | | | | | | | | | | | | | | | | | | | | | | | | | | | | | | | | | | | | | | | | | | | | | | | | | | | | | | | | | | | | | | | | | | | | | |
| EL1440A | WATER SELF CLEANING VALVE |  | KVL2618A | 2 ROTOR ARMS ONE CLEANING SYSTEM KIT | <table border="1"> <thead> <tr> <th>Code</th> <th>Description</th> <th>Qty</th> <th>UOM</th> </tr> </thead> <tbody> <tr> <td>TB3009B0</td> <td>TB3132A-ONE OVEN WASHING INLET</td> <td>2.000</td> <td>PC</td> </tr> <tr> <td>TB3225B0</td> <td>TB2820A-TAN K-WASHYNG SYS CONNECTION</td> <td>2.000</td> <td>PC</td> </tr> <tr> <td>VI1220A1</td> <td>4,2x12 TCB SELF-TAPPIN G SCREW</td> <td>2.000</td> <td>PC</td> </tr> <tr> <td>VL1019A0</td> <td>VIBRATION DETERGENT PUMP</td> <td>2.000</td> <td>PC</td> </tr> <tr> <td>VL1047A1</td> <td>D6 PIPE HOLDER - D8 J.G. TERMINAL</td> <td>2.000</td> <td>PC</td> </tr> <tr> <td>VL1054B0</td> <td>ONE WASHING SYS INLET DISTRIBUTOR</td> <td>2.000</td> <td>PC</td> </tr> <tr> <td>VL1102A1</td> <td>DETERGENT LINE FILTER + BARBED VNR 6 MM</td> <td>2.000</td> <td>PC</td> </tr> <tr> <td>VL1127A1</td> <td>6mm BARBED T-SHAPED FITTING</td> <td>1.000</td> <td>PC</td> </tr> <tr> <td>VL1128A1</td> <td>D6 BARBED CHECK VALVE</td> <td>4.000</td> <td>PC</td> </tr> <tr> <td>VL1166A0</td> <td>BB6-AR6 L FITTING</td> <td>2.000</td> <td>PC</td> </tr> <tr> <td>VL1174C0</td> <td>D1.2 MM CALIBRATED D1.2 MM</td> <td>2.000</td> <td>PC</td> </tr> <tr> <td>VL1191A0</td> <td>ONE WASHING DISTRIBUTOR OUTLETS KIT</td> <td>2.000</td> <td>PC</td> </tr> <tr> <td>VL1214A0</td> <td>BAYONET - 6mm BARBED NRV VALVE</td> <td>2.000</td> <td>PC</td> </tr> <tr> <td>VM2172A0</td> <td>LOCKING CLIP FOR PUMP WITH CIRCUIT</td> <td>4.000</td> <td>PC</td> </tr> </tbody> </table> | Code | Description | Qty | UOM | TB3009B0 | TB3132A-ONE OVEN WASHING INLET | 2.000 | PC | TB3225B0 | TB2820A-TAN K-WASHYNG SYS CONNECTION | 2.000 | PC | VI1220A1 | 4,2x12 TCB SELF-TAPPIN G SCREW | 2.000 | PC | VL1019A0 | VIBRATION DETERGENT PUMP | 2.000 | PC | VL1047A1 | D6 PIPE HOLDER - D8 J.G. TERMINAL | 2.000 | PC | VL1054B0 | ONE WASHING SYS INLET DISTRIBUTOR | 2.000 | PC | VL1102A1 | DETERGENT LINE FILTER + BARBED VNR 6 MM | 2.000 | PC | VL1127A1 | 6mm BARBED T-SHAPED FITTING | 1.000 | PC | VL1128A1 | D6 BARBED CHECK VALVE | 4.000 | PC | VL1166A0 | BB6-AR6 L FITTING | 2.000 | PC | VL1174C0 | D1.2 MM CALIBRATED D1.2 MM | 2.000 | PC | VL1191A0 | ONE WASHING DISTRIBUTOR OUTLETS KIT | 2.000 | PC | VL1214A0 | BAYONET - 6mm BARBED NRV VALVE | 2.000 | PC | VM2172A0 | LOCKING CLIP FOR PUMP WITH CIRCUIT | 4.000 | PC | KVL1222A | EUR 0311 ONE PLUS CLEANING SYSTEM KIT | <table border="1"> <thead> <tr> <th>Code</th> <th>Description</th> <th>Qty</th> <th>UOM</th> </tr> </thead> <tbody> <tr> <td>0H2486A0</td> <td>0311 WASHING CIRCUIT PLAT</td> <td>1.000</td> <td>PC</td> </tr> <tr> <td>EL1440A0</td> <td>WATER SELF CLEANING VALVE</td> <td>1.000</td> <td>PC</td> </tr> <tr> <td>GN1526A0</td> <td>INT. D.=6.9 TH=1.8 O-RIN</td> <td>3.000</td> <td>PC</td> </tr> </tbody> </table> | Code | Description | Qty | UOM | 0H2486A0 | 0311 WASHING CIRCUIT PLAT | 1.000 | PC | EL1440A0 | WATER SELF CLEANING VALVE | 1.000 | PC | GN1526A0 | INT. D.=6.9 TH=1.8 O-RIN | 3.000 | PC |
| | | | Code | Description | Qty | UOM | | | | | | | | | | | | | | | | | | | | | | | | | | | | | | | | | | | | | | | | | | | | | | | | | | | | | | | | | | | | | | | | | | | | | | | | | | | | | | |
| TB3009B0 | TB3132A-ONE OVEN WASHING INLET | 2.000 | PC | | | | | | | | | | | | | | | | | | | | | | | | | | | | | | | | | | | | | | | | | | | | | | | | | | | | | | | | | | | | | | | | | | | | | | | | | | | | | | | | | |
| TB3225B0 | TB2820A-TAN K-WASHYNG SYS CONNECTION | 2.000 | PC | | | | | | | | | | | | | | | | | | | | | | | | | | | | | | | | | | | | | | | | | | | | | | | | | | | | | | | | | | | | | | | | | | | | | | | | | | | | | | | | | |
| VI1220A1 | 4,2x12 TCB SELF-TAPPIN G SCREW | 2.000 | PC | | | | | | | | | | | | | | | | | | | | | | | | | | | | | | | | | | | | | | | | | | | | | | | | | | | | | | | | | | | | | | | | | | | | | | | | | | | | | | | | | |
| VL1019A0 | VIBRATION DETERGENT PUMP | 2.000 | PC | | | | | | | | | | | | | | | | | | | | | | | | | | | | | | | | | | | | | | | | | | | | | | | | | | | | | | | | | | | | | | | | | | | | | | | | | | | | | | | | | |
| VL1047A1 | D6 PIPE HOLDER - D8 J.G. TERMINAL | 2.000 | PC | | | | | | | | | | | | | | | | | | | | | | | | | | | | | | | | | | | | | | | | | | | | | | | | | | | | | | | | | | | | | | | | | | | | | | | | | | | | | | | | | |
| VL1054B0 | ONE WASHING SYS INLET DISTRIBUTOR | 2.000 | PC | | | | | | | | | | | | | | | | | | | | | | | | | | | | | | | | | | | | | | | | | | | | | | | | | | | | | | | | | | | | | | | | | | | | | | | | | | | | | | | | | |
| VL1102A1 | DETERGENT LINE FILTER + BARBED VNR 6 MM | 2.000 | PC | | | | | | | | | | | | | | | | | | | | | | | | | | | | | | | | | | | | | | | | | | | | | | | | | | | | | | | | | | | | | | | | | | | | | | | | | | | | | | | | | |
| VL1127A1 | 6mm BARBED T-SHAPED FITTING | 1.000 | PC | | | | | | | | | | | | | | | | | | | | | | | | | | | | | | | | | | | | | | | | | | | | | | | | | | | | | | | | | | | | | | | | | | | | | | | | | | | | | | | | | |
| VL1128A1 | D6 BARBED CHECK VALVE | 4.000 | PC | | | | | | | | | | | | | | | | | | | | | | | | | | | | | | | | | | | | | | | | | | | | | | | | | | | | | | | | | | | | | | | | | | | | | | | | | | | | | | | | | |
| VL1166A0 | BB6-AR6 L FITTING | 2.000 | PC | | | | | | | | | | | | | | | | | | | | | | | | | | | | | | | | | | | | | | | | | | | | | | | | | | | | | | | | | | | | | | | | | | | | | | | | | | | | | | | | | |
| VL1174C0 | D1.2 MM CALIBRATED D1.2 MM | 2.000 | PC | | | | | | | | | | | | | | | | | | | | | | | | | | | | | | | | | | | | | | | | | | | | | | | | | | | | | | | | | | | | | | | | | | | | | | | | | | | | | | | | | |
| VL1191A0 | ONE WASHING DISTRIBUTOR OUTLETS KIT | 2.000 | PC | | | | | | | | | | | | | | | | | | | | | | | | | | | | | | | | | | | | | | | | | | | | | | | | | | | | | | | | | | | | | | | | | | | | | | | | | | | | | | | | | |
| VL1214A0 | BAYONET - 6mm BARBED NRV VALVE | 2.000 | PC | | | | | | | | | | | | | | | | | | | | | | | | | | | | | | | | | | | | | | | | | | | | | | | | | | | | | | | | | | | | | | | | | | | | | | | | | | | | | | | | | |
| VM2172A0 | LOCKING CLIP FOR PUMP WITH CIRCUIT | 4.000 | PC | | | | | | | | | | | | | | | | | | | | | | | | | | | | | | | | | | | | | | | | | | | | | | | | | | | | | | | | | | | | | | | | | | | | | | | | | | | | | | | | | |
| Code | Description | Qty | UOM | | | | | | | | | | | | | | | | | | | | | | | | | | | | | | | | | | | | | | | | | | | | | | | | | | | | | | | | | | | | | | | | | | | | | | | | | | | | | | | | | |
| 0H2486A0 | 0311 WASHING CIRCUIT PLAT | 1.000 | PC | | | | | | | | | | | | | | | | | | | | | | | | | | | | | | | | | | | | | | | | | | | | | | | | | | | | | | | | | | | | | | | | | | | | | | | | | | | | | | | | | |
| EL1440A0 | WATER SELF CLEANING VALVE | 1.000 | PC | | | | | | | | | | | | | | | | | | | | | | | | | | | | | | | | | | | | | | | | | | | | | | | | | | | | | | | | | | | | | | | | | | | | | | | | | | | | | | | | | |
| GN1526A0 | INT. D.=6.9 TH=1.8 O-RIN | 3.000 | PC | | | | | | | | | | | | | | | | | | | | | | | | | | | | | | | | | | | | | | | | | | | | | | | | | | | | | | | | | | | | | | | | | | | | | | | | | | | | | | | | | |


| COMPONENT | | | SPARE PART | | | | | | | | | | | | | | | | | | | | | | | | | | | | | | | | | | | | | | | | | | | | | | | | | | | | | | | | | | | | | | | | | | | | | | | | | | | | | | |
|-----------|--|---|------------|---|--|------|-------------|-----|-----|----------|-------------------------------------|-------|----|----------|-----------------------|--------|----|----------|--------------------|-------|----|----------|--------------------------|-------|----|----------|--|-------|----|----------|---|-------|----|----------|---|-------|----|----------|--------------------------------------|-------|----|----------|--------------------------------|-------|----|----------|---|-------|----|----------|--|-------|----|----------|--|-------|----|----------|--------------------------|-------|----|----------|----------------------|-------|----|----------|----------------------------------|-------|----|----------|--|-------|----|----------|--------------------------------------|-------|----|----------|--|-------|----|
| Code | Description | Image | Code | Description | Kit components | | | | | | | | | | | | | | | | | | | | | | | | | | | | | | | | | | | | | | | | | | | | | | | | | | | | | | | | | | | | | | | | | | | | | | | | | | | | |
| EL1440A | WATER SELF CLEANING VALVE |  | KVL1222A | EUR 0311 ONE PLUS CLEANING SYSTEM KIT | <table border="1"> <thead> <tr> <th>Code</th> <th>Description</th> <th>Qty</th> <th>UOM</th> </tr> </thead> <tbody> <tr> <td>RC1018A0</td> <td>ZINC PLATED D12 ELASTIC CLAMP</td> <td>1.000</td> <td>PC</td> </tr> <tr> <td>RC1019A0</td> <td>D=10 ELASTIC CLAMP</td> <td>14.000</td> <td>PC</td> </tr> <tr> <td>RC1242A0</td> <td>D=10 CLOSED CAP</td> <td>2.000</td> <td>PC</td> </tr> <tr> <td>TB2821A0</td> <td>EPDM 6X10 L=40MM PIPE</td> <td>6.000</td> <td>PC</td> </tr> <tr> <td>TB3004A0</td> <td>TB2820A L=550mm EPDM BLACK PIPE</td> <td>1.000</td> <td>PC</td> </tr> <tr> <td>TB3009B0</td> <td>TB3132A-ONE OVEN WASHING INLET</td> <td>1.000</td> <td>PC</td> </tr> <tr> <td>TB3225B0</td> <td>TB2820A-TAN K-WASHYNG SYS CONNECTION</td> <td>1.000</td> <td>PC</td> </tr> <tr> <td>VI1220A1</td> <td>4,2x12 TCB SELF-TAPPIN G SCREW</td> <td>4.000</td> <td>PC</td> </tr> <tr> <td>VL1019A0</td> <td>VIBRATION DETERGENT PUMP</td> <td>1.000</td> <td>PC</td> </tr> <tr> <td>VL1047A1</td> <td>D6 PIPE HOLDER - D8 J.G. TERMINAL</td> <td>1.000</td> <td>PC</td> </tr> <tr> <td>VL1054B0</td> <td>ONE WASHING SYS INLET DISTRIBUTOR</td> <td>1.000</td> <td>PC</td> </tr> <tr> <td>VL1102A1</td> <td>DETERGENT LINE FILTER + BARBED VNR 6 MM</td> <td>1.000</td> <td>PC</td> </tr> <tr> <td>VL1128A1</td> <td>D6 BARBED CHECK VALVE</td> <td>2.000</td> <td>PC</td> </tr> <tr> <td>VL1166A0</td> <td>BB6-AR6 L FITTING</td> <td>1.000</td> <td>PC</td> </tr> <tr> <td>VL1174C0</td> <td>D1.2 MM CALIBRATED D1.2 MM</td> <td>1.000</td> <td>PC</td> </tr> <tr> <td>VL1191A0</td> <td>ONE WASHING DISTRIBUTOR OUTLETS KIT</td> <td>1.000</td> <td>PC</td> </tr> <tr> <td>VL1214A0</td> <td>BAYONET - 6mm BARBED NRV VALVE</td> <td>1.000</td> <td>PC</td> </tr> <tr> <td>VM2172A0</td> <td>LOCKING CLIP FOR PUMP WITH CIRCUIT</td> <td>2.000</td> <td>PC</td> </tr> </tbody> </table> | Code | Description | Qty | UOM | RC1018A0 | ZINC PLATED D12 ELASTIC CLAMP | 1.000 | PC | RC1019A0 | D=10 ELASTIC CLAMP | 14.000 | PC | RC1242A0 | D=10 CLOSED CAP | 2.000 | PC | TB2821A0 | EPDM 6X10 L=40MM PIPE | 6.000 | PC | TB3004A0 | TB2820A L=550mm EPDM BLACK PIPE | 1.000 | PC | TB3009B0 | TB3132A-ONE OVEN WASHING INLET | 1.000 | PC | TB3225B0 | TB2820A-TAN K-WASHYNG SYS CONNECTION | 1.000 | PC | VI1220A1 | 4,2x12 TCB SELF-TAPPIN G SCREW | 4.000 | PC | VL1019A0 | VIBRATION DETERGENT PUMP | 1.000 | PC | VL1047A1 | D6 PIPE HOLDER - D8 J.G. TERMINAL | 1.000 | PC | VL1054B0 | ONE WASHING SYS INLET DISTRIBUTOR | 1.000 | PC | VL1102A1 | DETERGENT LINE FILTER + BARBED VNR 6 MM | 1.000 | PC | VL1128A1 | D6 BARBED CHECK VALVE | 2.000 | PC | VL1166A0 | BB6-AR6 L FITTING | 1.000 | PC | VL1174C0 | D1.2 MM CALIBRATED D1.2 MM | 1.000 | PC | VL1191A0 | ONE WASHING DISTRIBUTOR OUTLETS KIT | 1.000 | PC | VL1214A0 | BAYONET - 6mm BARBED NRV VALVE | 1.000 | PC | VM2172A0 | LOCKING CLIP FOR PUMP WITH CIRCUIT | 2.000 | PC |
| Code | Description | Qty | UOM | | | | | | | | | | | | | | | | | | | | | | | | | | | | | | | | | | | | | | | | | | | | | | | | | | | | | | | | | | | | | | | | | | | | | | | | | | | | | | |
| RC1018A0 | ZINC PLATED D12 ELASTIC CLAMP | 1.000 | PC | | | | | | | | | | | | | | | | | | | | | | | | | | | | | | | | | | | | | | | | | | | | | | | | | | | | | | | | | | | | | | | | | | | | | | | | | | | | | | |
| RC1019A0 | D=10 ELASTIC CLAMP | 14.000 | PC | | | | | | | | | | | | | | | | | | | | | | | | | | | | | | | | | | | | | | | | | | | | | | | | | | | | | | | | | | | | | | | | | | | | | | | | | | | | | | |
| RC1242A0 | D=10 CLOSED CAP | 2.000 | PC | | | | | | | | | | | | | | | | | | | | | | | | | | | | | | | | | | | | | | | | | | | | | | | | | | | | | | | | | | | | | | | | | | | | | | | | | | | | | | |
| TB2821A0 | EPDM 6X10 L=40MM PIPE | 6.000 | PC | | | | | | | | | | | | | | | | | | | | | | | | | | | | | | | | | | | | | | | | | | | | | | | | | | | | | | | | | | | | | | | | | | | | | | | | | | | | | | |
| TB3004A0 | TB2820A L=550mm EPDM BLACK PIPE | 1.000 | PC | | | | | | | | | | | | | | | | | | | | | | | | | | | | | | | | | | | | | | | | | | | | | | | | | | | | | | | | | | | | | | | | | | | | | | | | | | | | | | |
| TB3009B0 | TB3132A-ONE OVEN WASHING INLET | 1.000 | PC | | | | | | | | | | | | | | | | | | | | | | | | | | | | | | | | | | | | | | | | | | | | | | | | | | | | | | | | | | | | | | | | | | | | | | | | | | | | | | |
| TB3225B0 | TB2820A-TAN K-WASHYNG SYS CONNECTION | 1.000 | PC | | | | | | | | | | | | | | | | | | | | | | | | | | | | | | | | | | | | | | | | | | | | | | | | | | | | | | | | | | | | | | | | | | | | | | | | | | | | | | |
| VI1220A1 | 4,2x12 TCB SELF-TAPPIN G SCREW | 4.000 | PC | | | | | | | | | | | | | | | | | | | | | | | | | | | | | | | | | | | | | | | | | | | | | | | | | | | | | | | | | | | | | | | | | | | | | | | | | | | | | | |
| VL1019A0 | VIBRATION DETERGENT PUMP | 1.000 | PC | | | | | | | | | | | | | | | | | | | | | | | | | | | | | | | | | | | | | | | | | | | | | | | | | | | | | | | | | | | | | | | | | | | | | | | | | | | | | | |
| VL1047A1 | D6 PIPE HOLDER - D8 J.G. TERMINAL | 1.000 | PC | | | | | | | | | | | | | | | | | | | | | | | | | | | | | | | | | | | | | | | | | | | | | | | | | | | | | | | | | | | | | | | | | | | | | | | | | | | | | | |
| VL1054B0 | ONE WASHING SYS INLET DISTRIBUTOR | 1.000 | PC | | | | | | | | | | | | | | | | | | | | | | | | | | | | | | | | | | | | | | | | | | | | | | | | | | | | | | | | | | | | | | | | | | | | | | | | | | | | | | |
| VL1102A1 | DETERGENT LINE FILTER + BARBED VNR 6 MM | 1.000 | PC | | | | | | | | | | | | | | | | | | | | | | | | | | | | | | | | | | | | | | | | | | | | | | | | | | | | | | | | | | | | | | | | | | | | | | | | | | | | | | |
| VL1128A1 | D6 BARBED CHECK VALVE | 2.000 | PC | | | | | | | | | | | | | | | | | | | | | | | | | | | | | | | | | | | | | | | | | | | | | | | | | | | | | | | | | | | | | | | | | | | | | | | | | | | | | | |
| VL1166A0 | BB6-AR6 L FITTING | 1.000 | PC | | | | | | | | | | | | | | | | | | | | | | | | | | | | | | | | | | | | | | | | | | | | | | | | | | | | | | | | | | | | | | | | | | | | | | | | | | | | | | |
| VL1174C0 | D1.2 MM CALIBRATED D1.2 MM | 1.000 | PC | | | | | | | | | | | | | | | | | | | | | | | | | | | | | | | | | | | | | | | | | | | | | | | | | | | | | | | | | | | | | | | | | | | | | | | | | | | | | | |
| VL1191A0 | ONE WASHING DISTRIBUTOR OUTLETS KIT | 1.000 | PC | | | | | | | | | | | | | | | | | | | | | | | | | | | | | | | | | | | | | | | | | | | | | | | | | | | | | | | | | | | | | | | | | | | | | | | | | | | | | | |
| VL1214A0 | BAYONET - 6mm BARBED NRV VALVE | 1.000 | PC | | | | | | | | | | | | | | | | | | | | | | | | | | | | | | | | | | | | | | | | | | | | | | | | | | | | | | | | | | | | | | | | | | | | | | | | | | | | | | |
| VM2172A0 | LOCKING CLIP FOR PUMP WITH CIRCUIT | 2.000 | PC | | | | | | | | | | | | | | | | | | | | | | | | | | | | | | | | | | | | | | | | | | | | | | | | | | | | | | | | | | | | | | | | | | | | | | | | | | | | | | |




| COMPONENT | | | SPARE PART | | | | | | | | | | | | | | | | | | | | | | | | | | | | | | | | | | | | | | | | | | | | | | | | | | | | | | | | | | | | | | | | | | | | | | | | | | | | | | | | | | |
|-----------|--|---|------------|--|--|------|-------------|-----|-----|----------|--------------------------------------|-------|----|----------|---------------------------------|-------|----|----------|--|-------|----|----------|-----------------------------|-------|----|----------|-------------------------------------|-------|----|----------|-----------------------|--------|----|----------|--------------|-------|----|----------|------------------------|-------|----|----------|--------------------|-------|----|----------|--|-------|----|----------|--------------------------|-------|----|----------|--|-------|----|----------|--|-------|----|----------|--|-------|----|----------|--------------------------------|-------|----|----------|---|-------|----|----------|--|-------|----|----------|-------------------------------------|-------|----|----------|--|-------|----|
| Code | Description | Image | Code | Description | Kit components | | | | | | | | | | | | | | | | | | | | | | | | | | | | | | | | | | | | | | | | | | | | | | | | | | | | | | | | | | | | | | | | | | | | | | | | | | | | | | | | |
| EL1440A | WATER SELF CLEANING VALVE |  | KVL1212A | EUR COMPACT PLUS CLEANING SYSTEM KIT | <table border="1"> <thead> <tr> <th>Code</th> <th>Description</th> <th>Qty</th> <th>UOM</th> </tr> </thead> <tbody> <tr> <td>0H2428A2</td> <td>XECC PLUS WASHING CIRCUIT PLAT</td> <td>1.000</td> <td>PC</td> </tr> <tr> <td>EL1440A0</td> <td>WATER SELF CLEANING VALVE</td> <td>3.000</td> <td>PC</td> </tr> <tr> <td>GN1312A0</td> <td>RUBBER CABLE-PASSI NG DE=26 DI=15 SP=10</td> <td>1.000</td> <td>PC</td> </tr> <tr> <td>GN1526A0</td> <td>INT. D.=6.9 TH=1.8 O-RIN</td> <td>7.000</td> <td>PC</td> </tr> <tr> <td>RC1018A0</td> <td>ZINC PLATED D12 ELASTIC CLAMP</td> <td>2.000</td> <td>PC</td> </tr> <tr> <td>RC1019A0</td> <td>D=10 ELASTIC CLAMP</td> <td>14.000</td> <td>PC</td> </tr> <tr> <td>RC1130A0</td> <td>130x2,6 CLAM</td> <td>1.000</td> <td>PC</td> </tr> <tr> <td>RC1131A0</td> <td>200x2,6 BLACK CLAMP</td> <td>1.000</td> <td>PC</td> </tr> <tr> <td>RC1242A0</td> <td>D=10 CLOSED CAP</td> <td>2.000</td> <td>PC</td> </tr> <tr> <td>RC1356A0</td> <td>"STRAIGHT THREADED FEMALE END 8x1/4" BS</td> <td>1.000</td> <td>PC</td> </tr> <tr> <td>TB2821A0</td> <td>EPDM 6X10 L=40MM PIPE</td> <td>6.000</td> <td>PC</td> </tr> <tr> <td>TB3004A0</td> <td>TB2820A L=550mm EPDM BLACK PIPE</td> <td>2.000</td> <td>PC</td> </tr> <tr> <td>TB3005B0</td> <td>TB3132A L=550mm EPDM WHITE-BLUE PIPE</td> <td>1.000</td> <td>PC</td> </tr> <tr> <td>TB3469A0</td> <td></td> <td>1.000</td> <td>PC</td> </tr> <tr> <td>VL1019A0</td> <td>VIBRATION DETERGENT PUMP</td> <td>1.000</td> <td>PC</td> </tr> <tr> <td>VL1047A1</td> <td>D6 PIPE HOLDER - D8 J.G. TERMINAL</td> <td>1.000</td> <td>PC</td> </tr> <tr> <td>VL1054B0</td> <td>ONE WASHING SYS INLET DISTRIBUTOR</td> <td>1.000</td> <td>PC</td> </tr> <tr> <td>VL1065A1</td> <td>1/4 MALE N.O. PRESSURE SWITCH</td> <td>1.000</td> <td>PC</td> </tr> <tr> <td>VL1102A1</td> <td>DETERGENT LINE FILTER + BARBED VNR 6 MM</td> <td>1.000</td> <td>PC</td> </tr> </tbody> </table> | Code | Description | Qty | UOM | 0H2428A2 | XECC PLUS WASHING CIRCUIT PLAT | 1.000 | PC | EL1440A0 | WATER SELF CLEANING VALVE | 3.000 | PC | GN1312A0 | RUBBER CABLE-PASSI NG DE=26 DI=15 SP=10 | 1.000 | PC | GN1526A0 | INT. D.=6.9 TH=1.8 O-RIN | 7.000 | PC | RC1018A0 | ZINC PLATED D12 ELASTIC CLAMP | 2.000 | PC | RC1019A0 | D=10 ELASTIC CLAMP | 14.000 | PC | RC1130A0 | 130x2,6 CLAM | 1.000 | PC | RC1131A0 | 200x2,6 BLACK CLAMP | 1.000 | PC | RC1242A0 | D=10 CLOSED CAP | 2.000 | PC | RC1356A0 | "STRAIGHT THREADED FEMALE END 8x1/4" BS | 1.000 | PC | TB2821A0 | EPDM 6X10 L=40MM PIPE | 6.000 | PC | TB3004A0 | TB2820A L=550mm EPDM BLACK PIPE | 2.000 | PC | TB3005B0 | TB3132A L=550mm EPDM WHITE-BLUE PIPE | 1.000 | PC | TB3469A0 | | 1.000 | PC | VL1019A0 | VIBRATION DETERGENT PUMP | 1.000 | PC | VL1047A1 | D6 PIPE HOLDER - D8 J.G. TERMINAL | 1.000 | PC | VL1054B0 | ONE WASHING SYS INLET DISTRIBUTOR | 1.000 | PC | VL1065A1 | 1/4 MALE N.O. PRESSURE SWITCH | 1.000 | PC | VL1102A1 | DETERGENT LINE FILTER + BARBED VNR 6 MM | 1.000 | PC |
| Code | Description | Qty | UOM | | | | | | | | | | | | | | | | | | | | | | | | | | | | | | | | | | | | | | | | | | | | | | | | | | | | | | | | | | | | | | | | | | | | | | | | | | | | | | | | | | |
| 0H2428A2 | XECC PLUS WASHING CIRCUIT PLAT | 1.000 | PC | | | | | | | | | | | | | | | | | | | | | | | | | | | | | | | | | | | | | | | | | | | | | | | | | | | | | | | | | | | | | | | | | | | | | | | | | | | | | | | | | | |
| EL1440A0 | WATER SELF CLEANING VALVE | 3.000 | PC | | | | | | | | | | | | | | | | | | | | | | | | | | | | | | | | | | | | | | | | | | | | | | | | | | | | | | | | | | | | | | | | | | | | | | | | | | | | | | | | | | |
| GN1312A0 | RUBBER CABLE-PASSI NG DE=26 DI=15 SP=10 | 1.000 | PC | | | | | | | | | | | | | | | | | | | | | | | | | | | | | | | | | | | | | | | | | | | | | | | | | | | | | | | | | | | | | | | | | | | | | | | | | | | | | | | | | | |
| GN1526A0 | INT. D.=6.9 TH=1.8 O-RIN | 7.000 | PC | | | | | | | | | | | | | | | | | | | | | | | | | | | | | | | | | | | | | | | | | | | | | | | | | | | | | | | | | | | | | | | | | | | | | | | | | | | | | | | | | | |
| RC1018A0 | ZINC PLATED D12 ELASTIC CLAMP | 2.000 | PC | | | | | | | | | | | | | | | | | | | | | | | | | | | | | | | | | | | | | | | | | | | | | | | | | | | | | | | | | | | | | | | | | | | | | | | | | | | | | | | | | | |
| RC1019A0 | D=10 ELASTIC CLAMP | 14.000 | PC | | | | | | | | | | | | | | | | | | | | | | | | | | | | | | | | | | | | | | | | | | | | | | | | | | | | | | | | | | | | | | | | | | | | | | | | | | | | | | | | | | |
| RC1130A0 | 130x2,6 CLAM | 1.000 | PC | | | | | | | | | | | | | | | | | | | | | | | | | | | | | | | | | | | | | | | | | | | | | | | | | | | | | | | | | | | | | | | | | | | | | | | | | | | | | | | | | | |
| RC1131A0 | 200x2,6 BLACK CLAMP | 1.000 | PC | | | | | | | | | | | | | | | | | | | | | | | | | | | | | | | | | | | | | | | | | | | | | | | | | | | | | | | | | | | | | | | | | | | | | | | | | | | | | | | | | | |
| RC1242A0 | D=10 CLOSED CAP | 2.000 | PC | | | | | | | | | | | | | | | | | | | | | | | | | | | | | | | | | | | | | | | | | | | | | | | | | | | | | | | | | | | | | | | | | | | | | | | | | | | | | | | | | | |
| RC1356A0 | "STRAIGHT THREADED FEMALE END 8x1/4" BS | 1.000 | PC | | | | | | | | | | | | | | | | | | | | | | | | | | | | | | | | | | | | | | | | | | | | | | | | | | | | | | | | | | | | | | | | | | | | | | | | | | | | | | | | | | |
| TB2821A0 | EPDM 6X10 L=40MM PIPE | 6.000 | PC | | | | | | | | | | | | | | | | | | | | | | | | | | | | | | | | | | | | | | | | | | | | | | | | | | | | | | | | | | | | | | | | | | | | | | | | | | | | | | | | | | |
| TB3004A0 | TB2820A L=550mm EPDM BLACK PIPE | 2.000 | PC | | | | | | | | | | | | | | | | | | | | | | | | | | | | | | | | | | | | | | | | | | | | | | | | | | | | | | | | | | | | | | | | | | | | | | | | | | | | | | | | | | |
| TB3005B0 | TB3132A L=550mm EPDM WHITE-BLUE PIPE | 1.000 | PC | | | | | | | | | | | | | | | | | | | | | | | | | | | | | | | | | | | | | | | | | | | | | | | | | | | | | | | | | | | | | | | | | | | | | | | | | | | | | | | | | | |
| TB3469A0 | | 1.000 | PC | | | | | | | | | | | | | | | | | | | | | | | | | | | | | | | | | | | | | | | | | | | | | | | | | | | | | | | | | | | | | | | | | | | | | | | | | | | | | | | | | | |
| VL1019A0 | VIBRATION DETERGENT PUMP | 1.000 | PC | | | | | | | | | | | | | | | | | | | | | | | | | | | | | | | | | | | | | | | | | | | | | | | | | | | | | | | | | | | | | | | | | | | | | | | | | | | | | | | | | | |
| VL1047A1 | D6 PIPE HOLDER - D8 J.G. TERMINAL | 1.000 | PC | | | | | | | | | | | | | | | | | | | | | | | | | | | | | | | | | | | | | | | | | | | | | | | | | | | | | | | | | | | | | | | | | | | | | | | | | | | | | | | | | | |
| VL1054B0 | ONE WASHING SYS INLET DISTRIBUTOR | 1.000 | PC | | | | | | | | | | | | | | | | | | | | | | | | | | | | | | | | | | | | | | | | | | | | | | | | | | | | | | | | | | | | | | | | | | | | | | | | | | | | | | | | | | |
| VL1065A1 | 1/4 MALE N.O. PRESSURE SWITCH | 1.000 | PC | | | | | | | | | | | | | | | | | | | | | | | | | | | | | | | | | | | | | | | | | | | | | | | | | | | | | | | | | | | | | | | | | | | | | | | | | | | | | | | | | | |
| VL1102A1 | DETERGENT LINE FILTER + BARBED VNR 6 MM | 1.000 | PC | | | | | | | | | | | | | | | | | | | | | | | | | | | | | | | | | | | | | | | | | | | | | | | | | | | | | | | | | | | | | | | | | | | | | | | | | | | | | | | | | | |




| COMPONENT | | | SPARE PART | | | | | | | | | | | | | | | | | | | | | | | | | | | | | | | | | | | | | | | | | | | | | | | | | | | | | | | | | | | |
|-----------|--|---|------------|--|--|------|-------------|--|-------|----------|--------------------------|---------------------------------|-------|----------|--------------------------------|-----------------------------|-------|----------|----------------------|-------------------------------------|-------|----------|----------------------------------|-----------------------|--------|----------|---------------------------------------|--------------|-------|----------|--|--------------------|-------|----|----------|--|-------|----|----------|--------------------------|-------|----|----------|--|-------|----|----------|--|-------|----|----------|--------------------------------------|-------|----|----------|--------------------------------|-------|----|----------|---|-------|----|
| Code | Description | Image | Code | Description | Kit components | | | | | | | | | | | | | | | | | | | | | | | | | | | | | | | | | | | | | | | | | | | | | | | | | | | | | | | | | |
| EL1440A | WATER SELF CLEANING VALVE |  | KVL1212A | EUR COMPACT PLUS CLEANING SYSTEM KIT | <table border="1"> <thead> <tr> <th>Code</th> <th>Description</th> <th>Qty</th> <th>UOM</th> </tr> </thead> <tbody> <tr> <td>VL1128A1</td> <td>D6 BARBED CHECK VALVE</td> <td>2.000</td> <td>PC</td> </tr> <tr> <td>VL1165A0</td> <td>BAM-BB6 STRAIGHT FITTING</td> <td>1.000</td> <td>PC</td> </tr> <tr> <td>VL1166A0</td> <td>BB6-AR6 L FITTING</td> <td>3.000</td> <td>PC</td> </tr> <tr> <td>VL1174C0</td> <td>D1.2 MM CALIBRATED D1.2 MM</td> <td>1.000</td> <td>PC</td> </tr> <tr> <td>VL1185A0</td> <td>2 WAYS PLUS WASHING DISTRIBUTOR</td> <td>1.000</td> <td>PC</td> </tr> <tr> <td>VM2172A0</td> <td>LOCKING CLIP FOR PUMP WITH CIRCUIT</td> <td>6.000</td> <td>PC</td> </tr> </tbody> </table> | Code | Description | Qty | UOM | VL1128A1 | D6 BARBED CHECK VALVE | 2.000 | PC | VL1165A0 | BAM-BB6 STRAIGHT FITTING | 1.000 | PC | VL1166A0 | BB6-AR6 L FITTING | 3.000 | PC | VL1174C0 | D1.2 MM CALIBRATED D1.2 MM | 1.000 | PC | VL1185A0 | 2 WAYS PLUS WASHING DISTRIBUTOR | 1.000 | PC | VM2172A0 | LOCKING CLIP FOR PUMP WITH CIRCUIT | 6.000 | PC | | | | | | | | | | | | | | | | | | | | | | | | | | | | | |
| | | | Code | Description | Qty | UOM | | | | | | | | | | | | | | | | | | | | | | | | | | | | | | | | | | | | | | | | | | | | | | | | | | | | | | | | |
| VL1128A1 | D6 BARBED CHECK VALVE | 2.000 | PC | | | | | | | | | | | | | | | | | | | | | | | | | | | | | | | | | | | | | | | | | | | | | | | | | | | | | | | | | | | |
| VL1165A0 | BAM-BB6 STRAIGHT FITTING | 1.000 | PC | | | | | | | | | | | | | | | | | | | | | | | | | | | | | | | | | | | | | | | | | | | | | | | | | | | | | | | | | | | |
| VL1166A0 | BB6-AR6 L FITTING | 3.000 | PC | | | | | | | | | | | | | | | | | | | | | | | | | | | | | | | | | | | | | | | | | | | | | | | | | | | | | | | | | | | |
| VL1174C0 | D1.2 MM CALIBRATED D1.2 MM | 1.000 | PC | | | | | | | | | | | | | | | | | | | | | | | | | | | | | | | | | | | | | | | | | | | | | | | | | | | | | | | | | | | |
| VL1185A0 | 2 WAYS PLUS WASHING DISTRIBUTOR | 1.000 | PC | | | | | | | | | | | | | | | | | | | | | | | | | | | | | | | | | | | | | | | | | | | | | | | | | | | | | | | | | | | |
| VM2172A0 | LOCKING CLIP FOR PUMP WITH CIRCUIT | 6.000 | PC | | | | | | | | | | | | | | | | | | | | | | | | | | | | | | | | | | | | | | | | | | | | | | | | | | | | | | | | | | | |
| KVL1211A | ONE COMPACT AND 0523-EP WASH. SYSTEM KIT | <table border="1"> <thead> <tr> <th>Code</th> <th>Description</th> <th>Qty</th> <th>UOM</th> </tr> </thead> <tbody> <tr> <td>0H2427A0</td> <td>XECC WASHING CIRCUIT HOLDING PLATE</td> <td>1.000</td> <td>PC</td> </tr> <tr> <td>EL1440A0</td> <td>WATER SELF CLEANING VALVE</td> <td>1.000</td> <td>PC</td> </tr> <tr> <td>GN1526A0</td> <td>INT. D.=6.9 TH=1.8 O-RIN</td> <td>3.000</td> <td>PC</td> </tr> <tr> <td>RC1018A0</td> <td>ZINC PLATED D12 ELASTIC CLAMP</td> <td>1.000</td> <td>PC</td> </tr> <tr> <td>RC1019A0</td> <td>D=10 ELASTIC CLAMP</td> <td>14.000</td> <td>PC</td> </tr> <tr> <td>RC1130A0</td> <td>130x2.6 CLAM</td> <td>1.000</td> <td>PC</td> </tr> <tr> <td>RC1242A0</td> <td>D=10 CLOSED CAP</td> <td>2.000</td> <td>PC</td> </tr> <tr> <td>TB1402A0</td> <td>TB2820A-DETE RGENT CIRCUIT-FILTE R PIPE</td> <td>1.000</td> <td>PC</td> </tr> <tr> <td>TB2821A0</td> <td>EPDM 6X10 L=40MM PIPE</td> <td>6.000</td> <td>PC</td> </tr> <tr> <td>TB3004A0</td> <td>TB2820A L=550mm EPDM BLACK PIPE</td> <td>1.000</td> <td>PC</td> </tr> <tr> <td>TB3469A0</td> <td></td> <td>1.000</td> <td>PC</td> </tr> <tr> <td>VI1220A1</td> <td>4,2x12 TCB SELF-TAPPIN G SCREW</td> <td>4.000</td> <td>PC</td> </tr> <tr> <td>VL1019A0</td> <td>VIBRATION DETERGENT PUMP</td> <td>1.000</td> <td>PC</td> </tr> <tr> <td>VL1047A1</td> <td>D6 PIPE HOLDER - D8 J.G. TERMINAL</td> <td>1.000</td> <td>PC</td> </tr> </tbody> </table> | Code | Description | Qty | UOM | 0H2427A0 | XECC WASHING CIRCUIT HOLDING PLATE | 1.000 | PC | EL1440A0 | WATER SELF CLEANING VALVE | 1.000 | PC | GN1526A0 | INT. D.=6.9 TH=1.8 O-RIN | 3.000 | PC | RC1018A0 | ZINC PLATED D12 ELASTIC CLAMP | 1.000 | PC | RC1019A0 | D=10 ELASTIC CLAMP | 14.000 | PC | RC1130A0 | 130x2.6 CLAM | 1.000 | PC | RC1242A0 | D=10 CLOSED CAP | 2.000 | PC | TB1402A0 | TB2820A-DETE RGENT CIRCUIT-FILTE R PIPE | 1.000 | PC | TB2821A0 | EPDM 6X10 L=40MM PIPE | 6.000 | PC | TB3004A0 | TB2820A L=550mm EPDM BLACK PIPE | 1.000 | PC | TB3469A0 | | 1.000 | PC | VI1220A1 | 4,2x12 TCB SELF-TAPPIN G SCREW | 4.000 | PC | VL1019A0 | VIBRATION DETERGENT PUMP | 1.000 | PC | VL1047A1 | D6 PIPE HOLDER - D8 J.G. TERMINAL | 1.000 | PC |
| Code | Description | Qty | UOM | | | | | | | | | | | | | | | | | | | | | | | | | | | | | | | | | | | | | | | | | | | | | | | | | | | | | | | | | | | |
| 0H2427A0 | XECC WASHING CIRCUIT HOLDING PLATE | 1.000 | PC | | | | | | | | | | | | | | | | | | | | | | | | | | | | | | | | | | | | | | | | | | | | | | | | | | | | | | | | | | | |
| EL1440A0 | WATER SELF CLEANING VALVE | 1.000 | PC | | | | | | | | | | | | | | | | | | | | | | | | | | | | | | | | | | | | | | | | | | | | | | | | | | | | | | | | | | | |
| GN1526A0 | INT. D.=6.9 TH=1.8 O-RIN | 3.000 | PC | | | | | | | | | | | | | | | | | | | | | | | | | | | | | | | | | | | | | | | | | | | | | | | | | | | | | | | | | | | |
| RC1018A0 | ZINC PLATED D12 ELASTIC CLAMP | 1.000 | PC | | | | | | | | | | | | | | | | | | | | | | | | | | | | | | | | | | | | | | | | | | | | | | | | | | | | | | | | | | | |
| RC1019A0 | D=10 ELASTIC CLAMP | 14.000 | PC | | | | | | | | | | | | | | | | | | | | | | | | | | | | | | | | | | | | | | | | | | | | | | | | | | | | | | | | | | | |
| RC1130A0 | 130x2.6 CLAM | 1.000 | PC | | | | | | | | | | | | | | | | | | | | | | | | | | | | | | | | | | | | | | | | | | | | | | | | | | | | | | | | | | | |
| RC1242A0 | D=10 CLOSED CAP | 2.000 | PC | | | | | | | | | | | | | | | | | | | | | | | | | | | | | | | | | | | | | | | | | | | | | | | | | | | | | | | | | | | |
| TB1402A0 | TB2820A-DETE RGENT CIRCUIT-FILTE R PIPE | 1.000 | PC | | | | | | | | | | | | | | | | | | | | | | | | | | | | | | | | | | | | | | | | | | | | | | | | | | | | | | | | | | | |
| TB2821A0 | EPDM 6X10 L=40MM PIPE | 6.000 | PC | | | | | | | | | | | | | | | | | | | | | | | | | | | | | | | | | | | | | | | | | | | | | | | | | | | | | | | | | | | |
| TB3004A0 | TB2820A L=550mm EPDM BLACK PIPE | 1.000 | PC | | | | | | | | | | | | | | | | | | | | | | | | | | | | | | | | | | | | | | | | | | | | | | | | | | | | | | | | | | | |
| TB3469A0 | | 1.000 | PC | | | | | | | | | | | | | | | | | | | | | | | | | | | | | | | | | | | | | | | | | | | | | | | | | | | | | | | | | | | |
| VI1220A1 | 4,2x12 TCB SELF-TAPPIN G SCREW | 4.000 | PC | | | | | | | | | | | | | | | | | | | | | | | | | | | | | | | | | | | | | | | | | | | | | | | | | | | | | | | | | | | |
| VL1019A0 | VIBRATION DETERGENT PUMP | 1.000 | PC | | | | | | | | | | | | | | | | | | | | | | | | | | | | | | | | | | | | | | | | | | | | | | | | | | | | | | | | | | | |
| VL1047A1 | D6 PIPE HOLDER - D8 J.G. TERMINAL | 1.000 | PC | | | | | | | | | | | | | | | | | | | | | | | | | | | | | | | | | | | | | | | | | | | | | | | | | | | | | | | | | | | |

| COMPONENT | | | SPARE PART | | | | | | | | | | | | | | | | | | | | | | | | | | | | | | | | | | | | | | | | | | | | | | | | | | | |
|-----------|---|---|------------|--|--|------|-------------|-------------------------|-------|----------|-----------------------------------|---------------------------|-------|----------|---|--------------------------|-------|----------|-----------------------|-------------------------------|-------|----------|--------------------------|--------------------|--------|----------|-------------------|---------------------|-------|----------|----------------------------|-----------------|-------|----------|-------------------------------------|-----------------------|-------|----------|------------------------------------|---------------------|-------|----|----------|----------|-------|----|----------|--------------------------------|-------|----|----------|--------------------------|-------|----|
| Code | Description | Image | Code | Description | Kit components | | | | | | | | | | | | | | | | | | | | | | | | | | | | | | | | | | | | | | | | | | | | | | | | | |
| EL1440A | WATER SELF CLEANING VALVE |  | KVL1211A | ONE COMPACT AND 0523-EP WASH. SYSTEM KIT | <table border="1"> <thead> <tr> <th>Code</th> <th>Description</th> <th>Qty</th> <th>UOM</th> </tr> </thead> <tbody> <tr> <td>VL1054B0</td> <td>ONE WASHING SYS INLET DISTRIBUTOR</td> <td>1.000</td> <td>PC</td> </tr> <tr> <td>VL1102A1</td> <td>DETERGENT LINE FILTER + BARBED VNR 6 MM</td> <td>1.000</td> <td>PC</td> </tr> <tr> <td>VL1128A1</td> <td>D6 BARBED CHECK VALVE</td> <td>2.000</td> <td>PC</td> </tr> <tr> <td>VL1165A0</td> <td>BAM-BB6 STRAIGHT FITTING</td> <td>1.000</td> <td>PC</td> </tr> <tr> <td>VL1166A0</td> <td>BB6-AR6 L FITTING</td> <td>1.000</td> <td>PC</td> </tr> <tr> <td>VL1174C0</td> <td>D1.2 MM CALIBRATED D1.2 MM</td> <td>1.000</td> <td>PC</td> </tr> <tr> <td>VL1191A0</td> <td>ONE WASHING DISTRIBUTOR OUTLETS KIT</td> <td>1.000</td> <td>PC</td> </tr> <tr> <td>VM2172A0</td> <td>LOCKING CLIP FOR PUMP WITH CIRCUIT</td> <td>2.000</td> <td>PC</td> </tr> </tbody> </table> | Code | Description | Qty | UOM | VL1054B0 | ONE WASHING SYS INLET DISTRIBUTOR | 1.000 | PC | VL1102A1 | DETERGENT LINE FILTER + BARBED VNR 6 MM | 1.000 | PC | VL1128A1 | D6 BARBED CHECK VALVE | 2.000 | PC | VL1165A0 | BAM-BB6 STRAIGHT FITTING | 1.000 | PC | VL1166A0 | BB6-AR6 L FITTING | 1.000 | PC | VL1174C0 | D1.2 MM CALIBRATED D1.2 MM | 1.000 | PC | VL1191A0 | ONE WASHING DISTRIBUTOR OUTLETS KIT | 1.000 | PC | VM2172A0 | LOCKING CLIP FOR PUMP WITH CIRCUIT | 2.000 | PC | | | | | | | | | | | | | |
| | | | Code | Description | Qty | UOM | | | | | | | | | | | | | | | | | | | | | | | | | | | | | | | | | | | | | | | | | | | | | | | | |
| VL1054B0 | ONE WASHING SYS INLET DISTRIBUTOR | 1.000 | PC | | | | | | | | | | | | | | | | | | | | | | | | | | | | | | | | | | | | | | | | | | | | | | | | | | | |
| VL1102A1 | DETERGENT LINE FILTER + BARBED VNR 6 MM | 1.000 | PC | | | | | | | | | | | | | | | | | | | | | | | | | | | | | | | | | | | | | | | | | | | | | | | | | | | |
| VL1128A1 | D6 BARBED CHECK VALVE | 2.000 | PC | | | | | | | | | | | | | | | | | | | | | | | | | | | | | | | | | | | | | | | | | | | | | | | | | | | |
| VL1165A0 | BAM-BB6 STRAIGHT FITTING | 1.000 | PC | | | | | | | | | | | | | | | | | | | | | | | | | | | | | | | | | | | | | | | | | | | | | | | | | | | |
| VL1166A0 | BB6-AR6 L FITTING | 1.000 | PC | | | | | | | | | | | | | | | | | | | | | | | | | | | | | | | | | | | | | | | | | | | | | | | | | | | |
| VL1174C0 | D1.2 MM CALIBRATED D1.2 MM | 1.000 | PC | | | | | | | | | | | | | | | | | | | | | | | | | | | | | | | | | | | | | | | | | | | | | | | | | | | |
| VL1191A0 | ONE WASHING DISTRIBUTOR OUTLETS KIT | 1.000 | PC | | | | | | | | | | | | | | | | | | | | | | | | | | | | | | | | | | | | | | | | | | | | | | | | | | | |
| VM2172A0 | LOCKING CLIP FOR PUMP WITH CIRCUIT | 2.000 | PC | | | | | | | | | | | | | | | | | | | | | | | | | | | | | | | | | | | | | | | | | | | | | | | | | | | |
| KVL1198A | MM EU HOOD CLEANING SYSTEM KIT | <table border="1"> <thead> <tr> <th>Code</th> <th>Description</th> <th>Qty</th> <th>UOM</th> </tr> </thead> <tbody> <tr> <td>0H2213A1</td> <td>HOOD WATER CIRCUIT PLAT</td> <td>1.000</td> <td>PC</td> </tr> <tr> <td>EL1440A0</td> <td>WATER SELF CLEANING VALVE</td> <td>2.000</td> <td>PC</td> </tr> <tr> <td>GN1526A0</td> <td>INT. D.=6.9 TH=1.8 O-RIN</td> <td>5.000</td> <td>PC</td> </tr> <tr> <td>RC1018A0</td> <td>ZINC PLATED D12 ELASTIC CLAMP</td> <td>4.000</td> <td>PC</td> </tr> <tr> <td>RC1019A0</td> <td>D=10 ELASTIC CLAMP</td> <td>16.000</td> <td>PC</td> </tr> <tr> <td>RC1131A0</td> <td>200x2.6 BLACK CLAMP</td> <td>1.000</td> <td>PC</td> </tr> <tr> <td>RC1242A0</td> <td>D=10 CLOSED CAP</td> <td>2.000</td> <td>PC</td> </tr> <tr> <td>TB2821A0</td> <td>EPDM 6X10 L=40MM PIPE</td> <td>6.000</td> <td>PC</td> </tr> <tr> <td>TB2994A0</td> <td>HOOD DETERGENT PIPE</td> <td>2.000</td> <td>PC</td> </tr> <tr> <td>TB3252A0</td> <td>TB3252A0</td> <td>2.000</td> <td>PC</td> </tr> <tr> <td>V11220A1</td> <td>4,2x12 TCB SELF-TAPPIN G SCREW</td> <td>3.000</td> <td>PC</td> </tr> <tr> <td>VL1019A0</td> <td>VIBRATION DETERGENT PUMP</td> <td>1.000</td> <td>PC</td> </tr> </tbody> </table> | Code | Description | Qty | UOM | 0H2213A1 | HOOD WATER CIRCUIT PLAT | 1.000 | PC | EL1440A0 | WATER SELF CLEANING VALVE | 2.000 | PC | GN1526A0 | INT. D.=6.9 TH=1.8 O-RIN | 5.000 | PC | RC1018A0 | ZINC PLATED D12 ELASTIC CLAMP | 4.000 | PC | RC1019A0 | D=10 ELASTIC CLAMP | 16.000 | PC | RC1131A0 | 200x2.6 BLACK CLAMP | 1.000 | PC | RC1242A0 | D=10 CLOSED CAP | 2.000 | PC | TB2821A0 | EPDM 6X10 L=40MM PIPE | 6.000 | PC | TB2994A0 | HOOD DETERGENT PIPE | 2.000 | PC | TB3252A0 | TB3252A0 | 2.000 | PC | V11220A1 | 4,2x12 TCB SELF-TAPPIN G SCREW | 3.000 | PC | VL1019A0 | VIBRATION DETERGENT PUMP | 1.000 | PC |
| Code | Description | Qty | UOM | | | | | | | | | | | | | | | | | | | | | | | | | | | | | | | | | | | | | | | | | | | | | | | | | | | |
| 0H2213A1 | HOOD WATER CIRCUIT PLAT | 1.000 | PC | | | | | | | | | | | | | | | | | | | | | | | | | | | | | | | | | | | | | | | | | | | | | | | | | | | |
| EL1440A0 | WATER SELF CLEANING VALVE | 2.000 | PC | | | | | | | | | | | | | | | | | | | | | | | | | | | | | | | | | | | | | | | | | | | | | | | | | | | |
| GN1526A0 | INT. D.=6.9 TH=1.8 O-RIN | 5.000 | PC | | | | | | | | | | | | | | | | | | | | | | | | | | | | | | | | | | | | | | | | | | | | | | | | | | | |
| RC1018A0 | ZINC PLATED D12 ELASTIC CLAMP | 4.000 | PC | | | | | | | | | | | | | | | | | | | | | | | | | | | | | | | | | | | | | | | | | | | | | | | | | | | |
| RC1019A0 | D=10 ELASTIC CLAMP | 16.000 | PC | | | | | | | | | | | | | | | | | | | | | | | | | | | | | | | | | | | | | | | | | | | | | | | | | | | |
| RC1131A0 | 200x2.6 BLACK CLAMP | 1.000 | PC | | | | | | | | | | | | | | | | | | | | | | | | | | | | | | | | | | | | | | | | | | | | | | | | | | | |
| RC1242A0 | D=10 CLOSED CAP | 2.000 | PC | | | | | | | | | | | | | | | | | | | | | | | | | | | | | | | | | | | | | | | | | | | | | | | | | | | |
| TB2821A0 | EPDM 6X10 L=40MM PIPE | 6.000 | PC | | | | | | | | | | | | | | | | | | | | | | | | | | | | | | | | | | | | | | | | | | | | | | | | | | | |
| TB2994A0 | HOOD DETERGENT PIPE | 2.000 | PC | | | | | | | | | | | | | | | | | | | | | | | | | | | | | | | | | | | | | | | | | | | | | | | | | | | |
| TB3252A0 | TB3252A0 | 2.000 | PC | | | | | | | | | | | | | | | | | | | | | | | | | | | | | | | | | | | | | | | | | | | | | | | | | | | |
| V11220A1 | 4,2x12 TCB SELF-TAPPIN G SCREW | 3.000 | PC | | | | | | | | | | | | | | | | | | | | | | | | | | | | | | | | | | | | | | | | | | | | | | | | | | | |
| VL1019A0 | VIBRATION DETERGENT PUMP | 1.000 | PC | | | | | | | | | | | | | | | | | | | | | | | | | | | | | | | | | | | | | | | | | | | | | | | | | | | |




| COMPONENT | | | SPARE PART | | | | | | | | | | | | | | | | | | | | | | | | | | | | | | | | | | | | | | | | | | | | | | | | | | | | | | | | | | | | | | | | | | | | | | | | | | | | | | | | | | | | | |
|-----------|--|---|------------|--------------------------------------|--|------|-------------|-----|-----|----------|---|-------|----|----------|--|-------|----|----------|--|-------|----|----------|-----------------------------------|-------|----|----------|--------------------------|-------|----|----------|--------------------------------|-------|----|----------|----------------------|-------|----|----------|----------------------------------|-------|----|----------|--|-------|----|----------|--------------------------------------|-------|----|----------|--|-------|----|----------|--|-------|----|----------|--|--|------|-------------|-----|-----|----------|--|-------|----|----------|---------------------------------|-------|----|----------|-----------------------------|-------|----|----------|-------------------------------------|--------|----|----------|-----------------------|--------|----|----------|--------------|-------|----|
| Code | Description | Image | Code | Description | Kit components | | | | | | | | | | | | | | | | | | | | | | | | | | | | | | | | | | | | | | | | | | | | | | | | | | | | | | | | | | | | | | | | | | | | | | | | | | | | | | | | | | | |
| EL1440A | WATER SELF CLEANING VALVE |  | KVL1198A | MM EU HOOD CLEANING SYSTEM KIT | <table border="1"> <thead> <tr> <th>Code</th> <th>Description</th> <th>Qty</th> <th>UOM</th> </tr> </thead> <tbody> <tr> <td>VL1047A1</td> <td>D6 PIPE HOLDER - D8 J.G. TERMINAL</td> <td>2.000</td> <td>PC</td> </tr> <tr> <td>VL1054B0</td> <td>ONE WASHING SYS INLET DISTRIBUTOR</td> <td>1.000</td> <td>PC</td> </tr> <tr> <td>VL1102A1</td> <td>DETERGENT LINE FILTER + BARBED VNR 6 MM</td> <td>1.000</td> <td>PC</td> </tr> <tr> <td>VL1127A1</td> <td>6mm BARBED T-SHAPED FITTING</td> <td>1.000</td> <td>PC</td> </tr> <tr> <td>VL1128A1</td> <td>D6 BARBED CHECK VALVE</td> <td>2.000</td> <td>PC</td> </tr> <tr> <td>VL1165A0</td> <td>BAM-BB6 STRAIGHT FITTING</td> <td>1.000</td> <td>PC</td> </tr> <tr> <td>VL1166A0</td> <td>BB6-AR6 L FITTING</td> <td>2.000</td> <td>PC</td> </tr> <tr> <td>VL1174C0</td> <td>D1.2 MM CALIBRATED D1.2 MM</td> <td>1.000</td> <td>PC</td> </tr> <tr> <td>VL1191A0</td> <td>ONE WASHING DISTRIBUTOR OUTLETS KIT</td> <td>1.000</td> <td>PC</td> </tr> <tr> <td>VL1214A0</td> <td>BAYONET - 6mm BARBED NRV VALVE</td> <td>1.000</td> <td>PC</td> </tr> <tr> <td>VM1605A0</td> <td>CLIP TWIST LOCK DIAM. 10,2-12,7 MM</td> <td>2.000</td> <td>PC</td> </tr> <tr> <td>VM2172A0</td> <td>LOCKING CLIP FOR PUMP WITH CIRCUIT</td> <td>5.000</td> <td>PC</td> </tr> </tbody> </table> | Code | Description | Qty | UOM | VL1047A1 | D6 PIPE HOLDER - D8 J.G. TERMINAL | 2.000 | PC | VL1054B0 | ONE WASHING SYS INLET DISTRIBUTOR | 1.000 | PC | VL1102A1 | DETERGENT LINE FILTER + BARBED VNR 6 MM | 1.000 | PC | VL1127A1 | 6mm BARBED T-SHAPED FITTING | 1.000 | PC | VL1128A1 | D6 BARBED CHECK VALVE | 2.000 | PC | VL1165A0 | BAM-BB6 STRAIGHT FITTING | 1.000 | PC | VL1166A0 | BB6-AR6 L FITTING | 2.000 | PC | VL1174C0 | D1.2 MM CALIBRATED D1.2 MM | 1.000 | PC | VL1191A0 | ONE WASHING DISTRIBUTOR OUTLETS KIT | 1.000 | PC | VL1214A0 | BAYONET - 6mm BARBED NRV VALVE | 1.000 | PC | VM1605A0 | CLIP TWIST LOCK DIAM. 10,2-12,7 MM | 2.000 | PC | VM2172A0 | LOCKING CLIP FOR PUMP WITH CIRCUIT | 5.000 | PC | KVL1187A | 3 ROTOR ARMS PLUS EU CLEANING SYSTEM KIT | <table border="1"> <thead> <tr> <th>Code</th> <th>Description</th> <th>Qty</th> <th>UOM</th> </tr> </thead> <tbody> <tr> <td>0H2354A1</td> <td>XEVC-XEVL PLUS WASHING CIRCUIT PLAT</td> <td>1.000</td> <td>PC</td> </tr> <tr> <td>EL1440A0</td> <td>WATER SELF CLEANING VALVE</td> <td>4.000</td> <td>PC</td> </tr> <tr> <td>GN1526A0</td> <td>INT. D.=6.9 TH=1.8 O-RIN</td> <td>9.000</td> <td>PC</td> </tr> <tr> <td>RC1018A0</td> <td>ZINC PLATED D12 ELASTIC CLAMP</td> <td>11.000</td> <td>PC</td> </tr> <tr> <td>RC1019A0</td> <td>D=10 ELASTIC CLAMP</td> <td>16.000</td> <td>PC</td> </tr> <tr> <td>RC1130A0</td> <td>130x2,6 CLAM</td> <td>1.000</td> <td>PC</td> </tr> </tbody> </table> | Code | Description | Qty | UOM | 0H2354A1 | XEVC-XEVL PLUS WASHING CIRCUIT PLAT | 1.000 | PC | EL1440A0 | WATER SELF CLEANING VALVE | 4.000 | PC | GN1526A0 | INT. D.=6.9 TH=1.8 O-RIN | 9.000 | PC | RC1018A0 | ZINC PLATED D12 ELASTIC CLAMP | 11.000 | PC | RC1019A0 | D=10 ELASTIC CLAMP | 16.000 | PC | RC1130A0 | 130x2,6 CLAM | 1.000 | PC |
| | | | Code | Description | Qty | UOM | | | | | | | | | | | | | | | | | | | | | | | | | | | | | | | | | | | | | | | | | | | | | | | | | | | | | | | | | | | | | | | | | | | | | | | | | | | | | | | | | | |
| VL1047A1 | D6 PIPE HOLDER - D8 J.G. TERMINAL | 2.000 | PC | | | | | | | | | | | | | | | | | | | | | | | | | | | | | | | | | | | | | | | | | | | | | | | | | | | | | | | | | | | | | | | | | | | | | | | | | | | | | | | | | | | | | |
| VL1054B0 | ONE WASHING SYS INLET DISTRIBUTOR | 1.000 | PC | | | | | | | | | | | | | | | | | | | | | | | | | | | | | | | | | | | | | | | | | | | | | | | | | | | | | | | | | | | | | | | | | | | | | | | | | | | | | | | | | | | | | |
| VL1102A1 | DETERGENT LINE FILTER + BARBED VNR 6 MM | 1.000 | PC | | | | | | | | | | | | | | | | | | | | | | | | | | | | | | | | | | | | | | | | | | | | | | | | | | | | | | | | | | | | | | | | | | | | | | | | | | | | | | | | | | | | | |
| VL1127A1 | 6mm BARBED T-SHAPED FITTING | 1.000 | PC | | | | | | | | | | | | | | | | | | | | | | | | | | | | | | | | | | | | | | | | | | | | | | | | | | | | | | | | | | | | | | | | | | | | | | | | | | | | | | | | | | | | | |
| VL1128A1 | D6 BARBED CHECK VALVE | 2.000 | PC | | | | | | | | | | | | | | | | | | | | | | | | | | | | | | | | | | | | | | | | | | | | | | | | | | | | | | | | | | | | | | | | | | | | | | | | | | | | | | | | | | | | | |
| VL1165A0 | BAM-BB6 STRAIGHT FITTING | 1.000 | PC | | | | | | | | | | | | | | | | | | | | | | | | | | | | | | | | | | | | | | | | | | | | | | | | | | | | | | | | | | | | | | | | | | | | | | | | | | | | | | | | | | | | | |
| VL1166A0 | BB6-AR6 L FITTING | 2.000 | PC | | | | | | | | | | | | | | | | | | | | | | | | | | | | | | | | | | | | | | | | | | | | | | | | | | | | | | | | | | | | | | | | | | | | | | | | | | | | | | | | | | | | | |
| VL1174C0 | D1.2 MM CALIBRATED D1.2 MM | 1.000 | PC | | | | | | | | | | | | | | | | | | | | | | | | | | | | | | | | | | | | | | | | | | | | | | | | | | | | | | | | | | | | | | | | | | | | | | | | | | | | | | | | | | | | | |
| VL1191A0 | ONE WASHING DISTRIBUTOR OUTLETS KIT | 1.000 | PC | | | | | | | | | | | | | | | | | | | | | | | | | | | | | | | | | | | | | | | | | | | | | | | | | | | | | | | | | | | | | | | | | | | | | | | | | | | | | | | | | | | | | |
| VL1214A0 | BAYONET - 6mm BARBED NRV VALVE | 1.000 | PC | | | | | | | | | | | | | | | | | | | | | | | | | | | | | | | | | | | | | | | | | | | | | | | | | | | | | | | | | | | | | | | | | | | | | | | | | | | | | | | | | | | | | |
| VM1605A0 | CLIP TWIST LOCK DIAM. 10,2-12,7 MM | 2.000 | PC | | | | | | | | | | | | | | | | | | | | | | | | | | | | | | | | | | | | | | | | | | | | | | | | | | | | | | | | | | | | | | | | | | | | | | | | | | | | | | | | | | | | | |
| VM2172A0 | LOCKING CLIP FOR PUMP WITH CIRCUIT | 5.000 | PC | | | | | | | | | | | | | | | | | | | | | | | | | | | | | | | | | | | | | | | | | | | | | | | | | | | | | | | | | | | | | | | | | | | | | | | | | | | | | | | | | | | | | |
| Code | Description | Qty | UOM | | | | | | | | | | | | | | | | | | | | | | | | | | | | | | | | | | | | | | | | | | | | | | | | | | | | | | | | | | | | | | | | | | | | | | | | | | | | | | | | | | | | | |
| 0H2354A1 | XEVC-XEVL PLUS WASHING CIRCUIT PLAT | 1.000 | PC | | | | | | | | | | | | | | | | | | | | | | | | | | | | | | | | | | | | | | | | | | | | | | | | | | | | | | | | | | | | | | | | | | | | | | | | | | | | | | | | | | | | | |
| EL1440A0 | WATER SELF CLEANING VALVE | 4.000 | PC | | | | | | | | | | | | | | | | | | | | | | | | | | | | | | | | | | | | | | | | | | | | | | | | | | | | | | | | | | | | | | | | | | | | | | | | | | | | | | | | | | | | | |
| GN1526A0 | INT. D.=6.9 TH=1.8 O-RIN | 9.000 | PC | | | | | | | | | | | | | | | | | | | | | | | | | | | | | | | | | | | | | | | | | | | | | | | | | | | | | | | | | | | | | | | | | | | | | | | | | | | | | | | | | | | | | |
| RC1018A0 | ZINC PLATED D12 ELASTIC CLAMP | 11.000 | PC | | | | | | | | | | | | | | | | | | | | | | | | | | | | | | | | | | | | | | | | | | | | | | | | | | | | | | | | | | | | | | | | | | | | | | | | | | | | | | | | | | | | | |
| RC1019A0 | D=10 ELASTIC CLAMP | 16.000 | PC | | | | | | | | | | | | | | | | | | | | | | | | | | | | | | | | | | | | | | | | | | | | | | | | | | | | | | | | | | | | | | | | | | | | | | | | | | | | | | | | | | | | | |
| RC1130A0 | 130x2,6 CLAM | 1.000 | PC | | | | | | | | | | | | | | | | | | | | | | | | | | | | | | | | | | | | | | | | | | | | | | | | | | | | | | | | | | | | | | | | | | | | | | | | | | | | | | | | | | | | | |




| COMPONENT | | | SPARE PART | | | | | | | | | | | | | | | | | | | | | | | | | | | | | | | | | | | | | | | | | | | | | | | | | | | | | | | | | | | | | | | | | | | | | | | | | | | | | | | | | | | | | | |
|-----------|---|---|------------|--|---|------|-------------|-----|-----|----------|------------------------|-------|----|----------|--------------------|-------|----|----------|--|-------|----|----------|--|-------|----|----------|--|-------|----|----------|--------------------------|-------|----|----------|--|-------|----|----------|--|-------|----|----------|--|-------|----|----------|---|-------|----|----------|--------------------------------|-------|----|----------|---|-------|----|----------|-------------------------------------|-------|----|----------|--|-------|----|----------|-----------------------------------|-------|----|----------|--------------------------|-------|----|----------|----------------------|-------|----|----------|--|-------|----|----------|----------------------------------|-------|----|----------|---------------------------------------|-------|----|
| Code | Description | Image | Code | Description | Kit components | | | | | | | | | | | | | | | | | | | | | | | | | | | | | | | | | | | | | | | | | | | | | | | | | | | | | | | | | | | | | | | | | | | | | | | | | | | | | | | | | | | | |
| EL1440A | WATER SELF CLEANING VALVE |  | KVL1187A | 3 ROTOR ARMS PLUS EU CLEANING SYSTEM KIT | <table border="1"> <thead> <tr> <th>Code</th> <th>Description</th> <th>Qty</th> <th>UOM</th> </tr> </thead> <tbody> <tr> <td>RC1131A0</td> <td>200x2.6 BLACK CLAMP</td> <td>3.000</td> <td>PC</td> </tr> <tr> <td>RC1242A0</td> <td>D=10 CLOSED CAP</td> <td>2.000</td> <td>PC</td> </tr> <tr> <td>RC1356A0</td> <td>"STRAIGHT THREADED FEMALE END 8x1/4" BS</td> <td>1.000</td> <td>PC</td> </tr> <tr> <td>TB2652A0</td> <td></td> <td>1.000</td> <td>PC</td> </tr> <tr> <td>TB2677A0</td> <td></td> <td>1.000</td> <td>PC</td> </tr> <tr> <td>TB2821A0</td> <td>EPDM 6X10 L=40MM PIPE</td> <td>6.000</td> <td>PC</td> </tr> <tr> <td>TB3004A0</td> <td>TB2820A L=550mm EPDM BLACK PIPE</td> <td>2.000</td> <td>PC</td> </tr> <tr> <td>TB3024C0</td> <td></td> <td>3.000</td> <td>PC</td> </tr> <tr> <td>TB3226A0</td> <td></td> <td>1.000</td> <td>PC</td> </tr> <tr> <td>TB3440A0</td> <td>TB3132A L=1050mm EPDM WHITE-BLUE PIPE</td> <td>1.000</td> <td>PC</td> </tr> <tr> <td>VL1019A0</td> <td>VIBRATION DETERGENT PUMP</td> <td>1.000</td> <td>PC</td> </tr> <tr> <td>VL1047A1</td> <td>D6 PIPE HOLDER - D6 J.G. TERMINAL</td> <td>1.000</td> <td>PC</td> </tr> <tr> <td>VL1065A1</td> <td>1/4 MALE N.O. PRESSURE SWITCH</td> <td>1.000</td> <td>PC</td> </tr> <tr> <td>VL1102A1</td> <td>DETERGENT LINE FILTER + BARBED VNR 6 MM</td> <td>1.000</td> <td>PC</td> </tr> <tr> <td>VL1127A1</td> <td>6mm BARBED T-SHAPED FITTING</td> <td>2.000</td> <td>PC</td> </tr> <tr> <td>VL1128A1</td> <td>D6 BARBED CHECK VALVE</td> <td>3.000</td> <td>PC</td> </tr> <tr> <td>VL1166A0</td> <td>BB6-AR6 L FITTING</td> <td>4.000</td> <td>PC</td> </tr> <tr> <td>VL1167A2</td> <td>GN21 3 ROTOR ARMS B-B FLOW RESTRICTOR</td> <td>1.000</td> <td>PC</td> </tr> <tr> <td>VL1174C0</td> <td>D1.2 MM CALIBRATED D1.2 MM</td> <td>1.000</td> <td>PC</td> </tr> <tr> <td>VL1186A0</td> <td>3 WAYS PLUS WASHING DISTRIBUTOR</td> <td>1.000</td> <td>PC</td> </tr> </tbody> </table> | Code | Description | Qty | UOM | RC1131A0 | 200x2.6 BLACK CLAMP | 3.000 | PC | RC1242A0 | D=10 CLOSED CAP | 2.000 | PC | RC1356A0 | "STRAIGHT THREADED FEMALE END 8x1/4" BS | 1.000 | PC | TB2652A0 | | 1.000 | PC | TB2677A0 | | 1.000 | PC | TB2821A0 | EPDM 6X10 L=40MM PIPE | 6.000 | PC | TB3004A0 | TB2820A L=550mm EPDM BLACK PIPE | 2.000 | PC | TB3024C0 | | 3.000 | PC | TB3226A0 | | 1.000 | PC | TB3440A0 | TB3132A L=1050mm EPDM WHITE-BLUE PIPE | 1.000 | PC | VL1019A0 | VIBRATION DETERGENT PUMP | 1.000 | PC | VL1047A1 | D6 PIPE HOLDER - D6 J.G. TERMINAL | 1.000 | PC | VL1065A1 | 1/4 MALE N.O. PRESSURE SWITCH | 1.000 | PC | VL1102A1 | DETERGENT LINE FILTER + BARBED VNR 6 MM | 1.000 | PC | VL1127A1 | 6mm BARBED T-SHAPED FITTING | 2.000 | PC | VL1128A1 | D6 BARBED CHECK VALVE | 3.000 | PC | VL1166A0 | BB6-AR6 L FITTING | 4.000 | PC | VL1167A2 | GN21 3 ROTOR ARMS B-B FLOW RESTRICTOR | 1.000 | PC | VL1174C0 | D1.2 MM CALIBRATED D1.2 MM | 1.000 | PC | VL1186A0 | 3 WAYS PLUS WASHING DISTRIBUTOR | 1.000 | PC |
| Code | Description | Qty | UOM | | | | | | | | | | | | | | | | | | | | | | | | | | | | | | | | | | | | | | | | | | | | | | | | | | | | | | | | | | | | | | | | | | | | | | | | | | | | | | | | | | | | | | |
| RC1131A0 | 200x2.6 BLACK CLAMP | 3.000 | PC | | | | | | | | | | | | | | | | | | | | | | | | | | | | | | | | | | | | | | | | | | | | | | | | | | | | | | | | | | | | | | | | | | | | | | | | | | | | | | | | | | | | | | |
| RC1242A0 | D=10 CLOSED CAP | 2.000 | PC | | | | | | | | | | | | | | | | | | | | | | | | | | | | | | | | | | | | | | | | | | | | | | | | | | | | | | | | | | | | | | | | | | | | | | | | | | | | | | | | | | | | | | |
| RC1356A0 | "STRAIGHT THREADED FEMALE END 8x1/4" BS | 1.000 | PC | | | | | | | | | | | | | | | | | | | | | | | | | | | | | | | | | | | | | | | | | | | | | | | | | | | | | | | | | | | | | | | | | | | | | | | | | | | | | | | | | | | | | | |
| TB2652A0 | | 1.000 | PC | | | | | | | | | | | | | | | | | | | | | | | | | | | | | | | | | | | | | | | | | | | | | | | | | | | | | | | | | | | | | | | | | | | | | | | | | | | | | | | | | | | | | | |
| TB2677A0 | | 1.000 | PC | | | | | | | | | | | | | | | | | | | | | | | | | | | | | | | | | | | | | | | | | | | | | | | | | | | | | | | | | | | | | | | | | | | | | | | | | | | | | | | | | | | | | | |
| TB2821A0 | EPDM 6X10 L=40MM PIPE | 6.000 | PC | | | | | | | | | | | | | | | | | | | | | | | | | | | | | | | | | | | | | | | | | | | | | | | | | | | | | | | | | | | | | | | | | | | | | | | | | | | | | | | | | | | | | | |
| TB3004A0 | TB2820A L=550mm EPDM BLACK PIPE | 2.000 | PC | | | | | | | | | | | | | | | | | | | | | | | | | | | | | | | | | | | | | | | | | | | | | | | | | | | | | | | | | | | | | | | | | | | | | | | | | | | | | | | | | | | | | | |
| TB3024C0 | | 3.000 | PC | | | | | | | | | | | | | | | | | | | | | | | | | | | | | | | | | | | | | | | | | | | | | | | | | | | | | | | | | | | | | | | | | | | | | | | | | | | | | | | | | | | | | | |
| TB3226A0 | | 1.000 | PC | | | | | | | | | | | | | | | | | | | | | | | | | | | | | | | | | | | | | | | | | | | | | | | | | | | | | | | | | | | | | | | | | | | | | | | | | | | | | | | | | | | | | | |
| TB3440A0 | TB3132A L=1050mm EPDM WHITE-BLUE PIPE | 1.000 | PC | | | | | | | | | | | | | | | | | | | | | | | | | | | | | | | | | | | | | | | | | | | | | | | | | | | | | | | | | | | | | | | | | | | | | | | | | | | | | | | | | | | | | | |
| VL1019A0 | VIBRATION DETERGENT PUMP | 1.000 | PC | | | | | | | | | | | | | | | | | | | | | | | | | | | | | | | | | | | | | | | | | | | | | | | | | | | | | | | | | | | | | | | | | | | | | | | | | | | | | | | | | | | | | | |
| VL1047A1 | D6 PIPE HOLDER - D6 J.G. TERMINAL | 1.000 | PC | | | | | | | | | | | | | | | | | | | | | | | | | | | | | | | | | | | | | | | | | | | | | | | | | | | | | | | | | | | | | | | | | | | | | | | | | | | | | | | | | | | | | | |
| VL1065A1 | 1/4 MALE N.O. PRESSURE SWITCH | 1.000 | PC | | | | | | | | | | | | | | | | | | | | | | | | | | | | | | | | | | | | | | | | | | | | | | | | | | | | | | | | | | | | | | | | | | | | | | | | | | | | | | | | | | | | | | |
| VL1102A1 | DETERGENT LINE FILTER + BARBED VNR 6 MM | 1.000 | PC | | | | | | | | | | | | | | | | | | | | | | | | | | | | | | | | | | | | | | | | | | | | | | | | | | | | | | | | | | | | | | | | | | | | | | | | | | | | | | | | | | | | | | |
| VL1127A1 | 6mm BARBED T-SHAPED FITTING | 2.000 | PC | | | | | | | | | | | | | | | | | | | | | | | | | | | | | | | | | | | | | | | | | | | | | | | | | | | | | | | | | | | | | | | | | | | | | | | | | | | | | | | | | | | | | | |
| VL1128A1 | D6 BARBED CHECK VALVE | 3.000 | PC | | | | | | | | | | | | | | | | | | | | | | | | | | | | | | | | | | | | | | | | | | | | | | | | | | | | | | | | | | | | | | | | | | | | | | | | | | | | | | | | | | | | | | |
| VL1166A0 | BB6-AR6 L FITTING | 4.000 | PC | | | | | | | | | | | | | | | | | | | | | | | | | | | | | | | | | | | | | | | | | | | | | | | | | | | | | | | | | | | | | | | | | | | | | | | | | | | | | | | | | | | | | | |
| VL1167A2 | GN21 3 ROTOR ARMS B-B FLOW RESTRICTOR | 1.000 | PC | | | | | | | | | | | | | | | | | | | | | | | | | | | | | | | | | | | | | | | | | | | | | | | | | | | | | | | | | | | | | | | | | | | | | | | | | | | | | | | | | | | | | | |
| VL1174C0 | D1.2 MM CALIBRATED D1.2 MM | 1.000 | PC | | | | | | | | | | | | | | | | | | | | | | | | | | | | | | | | | | | | | | | | | | | | | | | | | | | | | | | | | | | | | | | | | | | | | | | | | | | | | | | | | | | | | | |
| VL1186A0 | 3 WAYS PLUS WASHING DISTRIBUTOR | 1.000 | PC | | | | | | | | | | | | | | | | | | | | | | | | | | | | | | | | | | | | | | | | | | | | | | | | | | | | | | | | | | | | | | | | | | | | | | | | | | | | | | | | | | | | | | |




| COMPONENT | | | SPARE PART | | | | | | | | | | | | | | | | | | | | | | | | | | | | | | | | | | | | | | | | | | | | | | | | | | | | | | | |
|-----------|--|---|------------|--|--|------|-------------|-------------------------------------|-------|----------|---------------------------------------|---------------------------|-------|----------|--------------------------------|--------------------------|-------|----------|------------------------------------|-------------------------------|-------|----------|------------------------------------|--------------------|--------|----|----------|--------------|-------|----|----------|---------------------|-------|----|----------|-----------------|-------|----|----------|---|-------|----|----------|-----------------------|-------|----|----------|---------------------|-------|----|----------|---------------------------------|-------|----|----------|--------------------------------------|-------|----|
| Code | Description | Image | Code | Description | Kit components | | | | | | | | | | | | | | | | | | | | | | | | | | | | | | | | | | | | | | | | | | | | | | | | | | | | | |
| EL1440A | WATER SELF CLEANING VALVE |  | KVL1187A | 3 ROTOR ARMS PLUS EU CLEANING SYSTEM KIT | <table border="1"> <thead> <tr> <th>Code</th> <th>Description</th> <th>Qty</th> <th>UOM</th> </tr> </thead> <tbody> <tr> <td>VL1190A0</td> <td>PLUS WASHING SYSTEM INLET DISTRIBUTOR</td> <td>1.000</td> <td>PC</td> </tr> <tr> <td>VL1214A0</td> <td>BAYONET - 6mm BARBED NRV VALVE</td> <td>1.000</td> <td>PC</td> </tr> <tr> <td>VM1605A0</td> <td>CLIP TWIST LOCK DIAM. 10,2-12,7 MM</td> <td>3.000</td> <td>PC</td> </tr> <tr> <td>VM2172A0</td> <td>LOCKING CLIP FOR PUMP WITH CIRCUIT</td> <td>5.000</td> <td>PC</td> </tr> </tbody> </table> | Code | Description | Qty | UOM | VL1190A0 | PLUS WASHING SYSTEM INLET DISTRIBUTOR | 1.000 | PC | VL1214A0 | BAYONET - 6mm BARBED NRV VALVE | 1.000 | PC | VM1605A0 | CLIP TWIST LOCK DIAM. 10,2-12,7 MM | 3.000 | PC | VM2172A0 | LOCKING CLIP FOR PUMP WITH CIRCUIT | 5.000 | PC | | | | | | | | | | | | | | | | | | | | | | | | | | | | | | | | | |
| | | | Code | Description | Qty | UOM | | | | | | | | | | | | | | | | | | | | | | | | | | | | | | | | | | | | | | | | | | | | | | | | | | | | |
| VL1190A0 | PLUS WASHING SYSTEM INLET DISTRIBUTOR | 1.000 | PC | | | | | | | | | | | | | | | | | | | | | | | | | | | | | | | | | | | | | | | | | | | | | | | | | | | | | | | |
| VL1214A0 | BAYONET - 6mm BARBED NRV VALVE | 1.000 | PC | | | | | | | | | | | | | | | | | | | | | | | | | | | | | | | | | | | | | | | | | | | | | | | | | | | | | | | |
| VM1605A0 | CLIP TWIST LOCK DIAM. 10,2-12,7 MM | 3.000 | PC | | | | | | | | | | | | | | | | | | | | | | | | | | | | | | | | | | | | | | | | | | | | | | | | | | | | | | | |
| VM2172A0 | LOCKING CLIP FOR PUMP WITH CIRCUIT | 5.000 | PC | | | | | | | | | | | | | | | | | | | | | | | | | | | | | | | | | | | | | | | | | | | | | | | | | | | | | | | |
| KVL1184A | 2 ROTOR ARMS PLUS EU CLEANING SYSTEM KIT | <table border="1"> <thead> <tr> <th>Code</th> <th>Description</th> <th>Qty</th> <th>UOM</th> </tr> </thead> <tbody> <tr> <td>0H2354A1</td> <td>XEVC-XEVL PLUS WASHING CIRCUIT PLAT</td> <td>1.000</td> <td>PC</td> </tr> <tr> <td>EL1440A0</td> <td>WATER SELF CLEANING VALVE</td> <td>4.000</td> <td>PC</td> </tr> <tr> <td>GN1526A0</td> <td>INT. D.=6.9 TH=1.8 O-RIN</td> <td>9.000</td> <td>PC</td> </tr> <tr> <td>RC1018A0</td> <td>ZINC PLATED D12 ELASTIC CLAMP</td> <td>3.000</td> <td>PC</td> </tr> <tr> <td>RC1019A0</td> <td>D=10 ELASTIC CLAMP</td> <td>15.000</td> <td>PC</td> </tr> <tr> <td>RC1130A0</td> <td>130x2.6 CLAM</td> <td>1.000</td> <td>PC</td> </tr> <tr> <td>RC1131A0</td> <td>200x2.6 BLACK CLAMP</td> <td>3.000</td> <td>PC</td> </tr> <tr> <td>RC1242A0</td> <td>D=10 CLOSED CAP</td> <td>2.000</td> <td>PC</td> </tr> <tr> <td>RC1356A0</td> <td>"STRAIGHT THREADED FEMALE END 8x1/4" BS</td> <td>1.000</td> <td>PC</td> </tr> <tr> <td>TB2821A0</td> <td>EPDM 6X10 L=40MM PIPE</td> <td>6.000</td> <td>PC</td> </tr> <tr> <td>TB2994A0</td> <td>HOOD DETERGENT PIPE</td> <td>1.000</td> <td>PC</td> </tr> <tr> <td>TB3004A0</td> <td>TB2820A L=550mm EPDM BLACK PIPE</td> <td>2.000</td> <td>PC</td> </tr> <tr> <td>TB3005B0</td> <td>TB3132A L=550mm EPDM WHITE-BLUE PIPE</td> <td>1.000</td> <td>PC</td> </tr> </tbody> </table> | Code | Description | Qty | UOM | 0H2354A1 | XEVC-XEVL PLUS WASHING CIRCUIT PLAT | 1.000 | PC | EL1440A0 | WATER SELF CLEANING VALVE | 4.000 | PC | GN1526A0 | INT. D.=6.9 TH=1.8 O-RIN | 9.000 | PC | RC1018A0 | ZINC PLATED D12 ELASTIC CLAMP | 3.000 | PC | RC1019A0 | D=10 ELASTIC CLAMP | 15.000 | PC | RC1130A0 | 130x2.6 CLAM | 1.000 | PC | RC1131A0 | 200x2.6 BLACK CLAMP | 3.000 | PC | RC1242A0 | D=10 CLOSED CAP | 2.000 | PC | RC1356A0 | "STRAIGHT THREADED FEMALE END 8x1/4" BS | 1.000 | PC | TB2821A0 | EPDM 6X10 L=40MM PIPE | 6.000 | PC | TB2994A0 | HOOD DETERGENT PIPE | 1.000 | PC | TB3004A0 | TB2820A L=550mm EPDM BLACK PIPE | 2.000 | PC | TB3005B0 | TB3132A L=550mm EPDM WHITE-BLUE PIPE | 1.000 | PC |
| Code | Description | Qty | UOM | | | | | | | | | | | | | | | | | | | | | | | | | | | | | | | | | | | | | | | | | | | | | | | | | | | | | | | |
| 0H2354A1 | XEVC-XEVL PLUS WASHING CIRCUIT PLAT | 1.000 | PC | | | | | | | | | | | | | | | | | | | | | | | | | | | | | | | | | | | | | | | | | | | | | | | | | | | | | | | |
| EL1440A0 | WATER SELF CLEANING VALVE | 4.000 | PC | | | | | | | | | | | | | | | | | | | | | | | | | | | | | | | | | | | | | | | | | | | | | | | | | | | | | | | |
| GN1526A0 | INT. D.=6.9 TH=1.8 O-RIN | 9.000 | PC | | | | | | | | | | | | | | | | | | | | | | | | | | | | | | | | | | | | | | | | | | | | | | | | | | | | | | | |
| RC1018A0 | ZINC PLATED D12 ELASTIC CLAMP | 3.000 | PC | | | | | | | | | | | | | | | | | | | | | | | | | | | | | | | | | | | | | | | | | | | | | | | | | | | | | | | |
| RC1019A0 | D=10 ELASTIC CLAMP | 15.000 | PC | | | | | | | | | | | | | | | | | | | | | | | | | | | | | | | | | | | | | | | | | | | | | | | | | | | | | | | |
| RC1130A0 | 130x2.6 CLAM | 1.000 | PC | | | | | | | | | | | | | | | | | | | | | | | | | | | | | | | | | | | | | | | | | | | | | | | | | | | | | | | |
| RC1131A0 | 200x2.6 BLACK CLAMP | 3.000 | PC | | | | | | | | | | | | | | | | | | | | | | | | | | | | | | | | | | | | | | | | | | | | | | | | | | | | | | | |
| RC1242A0 | D=10 CLOSED CAP | 2.000 | PC | | | | | | | | | | | | | | | | | | | | | | | | | | | | | | | | | | | | | | | | | | | | | | | | | | | | | | | |
| RC1356A0 | "STRAIGHT THREADED FEMALE END 8x1/4" BS | 1.000 | PC | | | | | | | | | | | | | | | | | | | | | | | | | | | | | | | | | | | | | | | | | | | | | | | | | | | | | | | |
| TB2821A0 | EPDM 6X10 L=40MM PIPE | 6.000 | PC | | | | | | | | | | | | | | | | | | | | | | | | | | | | | | | | | | | | | | | | | | | | | | | | | | | | | | | |
| TB2994A0 | HOOD DETERGENT PIPE | 1.000 | PC | | | | | | | | | | | | | | | | | | | | | | | | | | | | | | | | | | | | | | | | | | | | | | | | | | | | | | | |
| TB3004A0 | TB2820A L=550mm EPDM BLACK PIPE | 2.000 | PC | | | | | | | | | | | | | | | | | | | | | | | | | | | | | | | | | | | | | | | | | | | | | | | | | | | | | | | |
| TB3005B0 | TB3132A L=550mm EPDM WHITE-BLUE PIPE | 1.000 | PC | | | | | | | | | | | | | | | | | | | | | | | | | | | | | | | | | | | | | | | | | | | | | | | | | | | | | | | |




| COMPONENT | | | SPARE PART | | | | | | | | | | | | | | | | | | | | | | | | | | | | | | | | | | | | | | | | | | | | | | | | | | | | | | | | | | | | | | | | | | | | | | | | | | | | | |
|-----------|---|---|------------|--|--|------|-------------|-----|-----|----------|---|-------|----|----------|--------------------------------|-------|----|----------|---|-------|----|----------|-------------------------------------|-------|----|----------|--|-------|----|----------|--------------------------|-------|----|----------|-----------------------------------|-------|----|----------|----------------------|-------|----|----------|----------------------------------|-------|----|----------|---------------------------------------|-------|----|----------|---|-------|----|----------|--------------------------------------|-------|----|----------|--|-------|----|----------|--|-------|----|----------|--|---|------|-------------|-----|-----|----------|--|-------|----|----------|---------------------------------|-------|----|
| Code | Description | Image | Code | Description | Kit components | | | | | | | | | | | | | | | | | | | | | | | | | | | | | | | | | | | | | | | | | | | | | | | | | | | | | | | | | | | | | | | | | | | | | | | | | | | |
| EL1440A | WATER SELF CLEANING VALVE |  | KVL1184A | 2 ROTOR ARMS PLUS EU CLEANING SYSTEM KIT | <table border="1"> <thead> <tr> <th>Code</th> <th>Description</th> <th>Qty</th> <th>UOM</th> </tr> </thead> <tbody> <tr> <td>TB3440A0</td> <td>TB3132A L=1050mm EPDM WHITE-BLUE PIPE</td> <td>1.000</td> <td>PC</td> </tr> <tr> <td>VL1019A0</td> <td>VIBRATION DETERGENT PUMP</td> <td>1.000</td> <td>PC</td> </tr> <tr> <td>VL1047A1</td> <td>D6 PIPE HOLDER - D8 J.G. TERMINAL</td> <td>1.000</td> <td>PC</td> </tr> <tr> <td>VL1065A1</td> <td>1/4 MALE N.O. PRESSURE SWITCH</td> <td>1.000</td> <td>PC</td> </tr> <tr> <td>VL1102A1</td> <td>DETERGENT LINE FILTER + BARBED VNR 6 MM</td> <td>1.000</td> <td>PC</td> </tr> <tr> <td>VL1128A1</td> <td>D6 BARBED CHECK VALVE</td> <td>2.000</td> <td>PC</td> </tr> <tr> <td>VL1141A1</td> <td>BB6-BB6 STRAIGHT CONNECTION</td> <td>1.000</td> <td>PC</td> </tr> <tr> <td>VL1166A0</td> <td>BB6-AR6 L FITTING</td> <td>4.000</td> <td>PC</td> </tr> <tr> <td>VL1174C0</td> <td>D1.2 MM CALIBRATED D1.2 MM</td> <td>1.000</td> <td>PC</td> </tr> <tr> <td>VL1186A0</td> <td>3 WAYS PLUS WASHING DISTRIBUTOR</td> <td>1.000</td> <td>PC</td> </tr> <tr> <td>VL1190A0</td> <td>PLUS WASHING SYSTEM INLET DISTRIBUTOR</td> <td>1.000</td> <td>PC</td> </tr> <tr> <td>VL1214A0</td> <td>BAYONET - 6mm BARBED NRV VALVE</td> <td>1.000</td> <td>PC</td> </tr> <tr> <td>VM1605A0</td> <td>CLIP TWIST LOCK DIAM. 10.2-12.7 MM</td> <td>3.000</td> <td>PC</td> </tr> <tr> <td>VM2172A0</td> <td>LOCKING CLIP FOR PUMP WITH CIRCUIT</td> <td>5.000</td> <td>PC</td> </tr> </tbody> </table> | Code | Description | Qty | UOM | TB3440A0 | TB3132A L=1050mm EPDM WHITE-BLUE PIPE | 1.000 | PC | VL1019A0 | VIBRATION DETERGENT PUMP | 1.000 | PC | VL1047A1 | D6 PIPE HOLDER - D8 J.G. TERMINAL | 1.000 | PC | VL1065A1 | 1/4 MALE N.O. PRESSURE SWITCH | 1.000 | PC | VL1102A1 | DETERGENT LINE FILTER + BARBED VNR 6 MM | 1.000 | PC | VL1128A1 | D6 BARBED CHECK VALVE | 2.000 | PC | VL1141A1 | BB6-BB6 STRAIGHT CONNECTION | 1.000 | PC | VL1166A0 | BB6-AR6 L FITTING | 4.000 | PC | VL1174C0 | D1.2 MM CALIBRATED D1.2 MM | 1.000 | PC | VL1186A0 | 3 WAYS PLUS WASHING DISTRIBUTOR | 1.000 | PC | VL1190A0 | PLUS WASHING SYSTEM INLET DISTRIBUTOR | 1.000 | PC | VL1214A0 | BAYONET - 6mm BARBED NRV VALVE | 1.000 | PC | VM1605A0 | CLIP TWIST LOCK DIAM. 10.2-12.7 MM | 3.000 | PC | VM2172A0 | LOCKING CLIP FOR PUMP WITH CIRCUIT | 5.000 | PC | KVL1183A | 1 ROTOR ARM PLUS CLEANING SYSTEM KIT | <table border="1"> <thead> <tr> <th>Code</th> <th>Description</th> <th>Qty</th> <th>UOM</th> </tr> </thead> <tbody> <tr> <td>0H2354A1</td> <td>XEVC-XEVL PLUS WASHING CIRCUIT PLAT</td> <td>1.000</td> <td>PC</td> </tr> <tr> <td>EL1440A0</td> <td>WATER SELF CLEANING VALVE</td> <td>3.000</td> <td>PC</td> </tr> </tbody> </table> | Code | Description | Qty | UOM | 0H2354A1 | XEVC-XEVL PLUS WASHING CIRCUIT PLAT | 1.000 | PC | EL1440A0 | WATER SELF CLEANING VALVE | 3.000 | PC |
| | | | Code | Description | Qty | UOM | | | | | | | | | | | | | | | | | | | | | | | | | | | | | | | | | | | | | | | | | | | | | | | | | | | | | | | | | | | | | | | | | | | | | | | | | | |
| TB3440A0 | TB3132A L=1050mm EPDM WHITE-BLUE PIPE | 1.000 | PC | | | | | | | | | | | | | | | | | | | | | | | | | | | | | | | | | | | | | | | | | | | | | | | | | | | | | | | | | | | | | | | | | | | | | | | | | | | | | |
| VL1019A0 | VIBRATION DETERGENT PUMP | 1.000 | PC | | | | | | | | | | | | | | | | | | | | | | | | | | | | | | | | | | | | | | | | | | | | | | | | | | | | | | | | | | | | | | | | | | | | | | | | | | | | | |
| VL1047A1 | D6 PIPE HOLDER - D8 J.G. TERMINAL | 1.000 | PC | | | | | | | | | | | | | | | | | | | | | | | | | | | | | | | | | | | | | | | | | | | | | | | | | | | | | | | | | | | | | | | | | | | | | | | | | | | | | |
| VL1065A1 | 1/4 MALE N.O. PRESSURE SWITCH | 1.000 | PC | | | | | | | | | | | | | | | | | | | | | | | | | | | | | | | | | | | | | | | | | | | | | | | | | | | | | | | | | | | | | | | | | | | | | | | | | | | | | |
| VL1102A1 | DETERGENT LINE FILTER + BARBED VNR 6 MM | 1.000 | PC | | | | | | | | | | | | | | | | | | | | | | | | | | | | | | | | | | | | | | | | | | | | | | | | | | | | | | | | | | | | | | | | | | | | | | | | | | | | | |
| VL1128A1 | D6 BARBED CHECK VALVE | 2.000 | PC | | | | | | | | | | | | | | | | | | | | | | | | | | | | | | | | | | | | | | | | | | | | | | | | | | | | | | | | | | | | | | | | | | | | | | | | | | | | | |
| VL1141A1 | BB6-BB6 STRAIGHT CONNECTION | 1.000 | PC | | | | | | | | | | | | | | | | | | | | | | | | | | | | | | | | | | | | | | | | | | | | | | | | | | | | | | | | | | | | | | | | | | | | | | | | | | | | | |
| VL1166A0 | BB6-AR6 L FITTING | 4.000 | PC | | | | | | | | | | | | | | | | | | | | | | | | | | | | | | | | | | | | | | | | | | | | | | | | | | | | | | | | | | | | | | | | | | | | | | | | | | | | | |
| VL1174C0 | D1.2 MM CALIBRATED D1.2 MM | 1.000 | PC | | | | | | | | | | | | | | | | | | | | | | | | | | | | | | | | | | | | | | | | | | | | | | | | | | | | | | | | | | | | | | | | | | | | | | | | | | | | | |
| VL1186A0 | 3 WAYS PLUS WASHING DISTRIBUTOR | 1.000 | PC | | | | | | | | | | | | | | | | | | | | | | | | | | | | | | | | | | | | | | | | | | | | | | | | | | | | | | | | | | | | | | | | | | | | | | | | | | | | | |
| VL1190A0 | PLUS WASHING SYSTEM INLET DISTRIBUTOR | 1.000 | PC | | | | | | | | | | | | | | | | | | | | | | | | | | | | | | | | | | | | | | | | | | | | | | | | | | | | | | | | | | | | | | | | | | | | | | | | | | | | | |
| VL1214A0 | BAYONET - 6mm BARBED NRV VALVE | 1.000 | PC | | | | | | | | | | | | | | | | | | | | | | | | | | | | | | | | | | | | | | | | | | | | | | | | | | | | | | | | | | | | | | | | | | | | | | | | | | | | | |
| VM1605A0 | CLIP TWIST LOCK DIAM. 10.2-12.7 MM | 3.000 | PC | | | | | | | | | | | | | | | | | | | | | | | | | | | | | | | | | | | | | | | | | | | | | | | | | | | | | | | | | | | | | | | | | | | | | | | | | | | | | |
| VM2172A0 | LOCKING CLIP FOR PUMP WITH CIRCUIT | 5.000 | PC | | | | | | | | | | | | | | | | | | | | | | | | | | | | | | | | | | | | | | | | | | | | | | | | | | | | | | | | | | | | | | | | | | | | | | | | | | | | | |
| Code | Description | Qty | UOM | | | | | | | | | | | | | | | | | | | | | | | | | | | | | | | | | | | | | | | | | | | | | | | | | | | | | | | | | | | | | | | | | | | | | | | | | | | | | |
| 0H2354A1 | XEVC-XEVL PLUS WASHING CIRCUIT PLAT | 1.000 | PC | | | | | | | | | | | | | | | | | | | | | | | | | | | | | | | | | | | | | | | | | | | | | | | | | | | | | | | | | | | | | | | | | | | | | | | | | | | | | |
| EL1440A0 | WATER SELF CLEANING VALVE | 3.000 | PC | | | | | | | | | | | | | | | | | | | | | | | | | | | | | | | | | | | | | | | | | | | | | | | | | | | | | | | | | | | | | | | | | | | | | | | | | | | | | |





| COMPONENT | | | SPARE PART | | | | | |
|-----------|---------------------------------------|---|------------|--|----------------|--|------------|------------|
| Code | Description | Image | Code | Description | Kit components | | | |
| EL1440A | WATER SELF CLEANING VALVE |  | KVL1183A | 1 ROTOR ARM PLUS CLEANING SYSTEM KIT | Code | Description | Qty | UOM |
| | | | | | GN1526A0 | INT. D.=6.9 TH=1.8 O-RIN | 7.000 | PC |
| | | | | | RC1018A0 | ZINC PLATED D12 ELASTIC CLAMP | 2.000 | PC |
| | | | | | RC1019A0 | D=10 ELASTIC CLAMP | 14.000 | PC |
| | | | | | RC1130A0 | 130x2.6 CLAM | 1.000 | PC |
| | | | | | RC1131A0 | 200x2.6 BLACK CLAMP | 2.000 | PC |
| | | | | | RC1242A0 | D=10 CLOSED CAP | 2.000 | PC |
| | | | | | RC1356A0 | "STRAIGHT THREADED FEMALE END 8x1/4" BS | 1.000 | PC |
| | | | | | TB2821A0 | EPDM 6X10 L=40MM PIPE | 6.000 | PC |
| | | | | | TB3004A0 | TB2820A L=550mm EPDM BLACK PIPE | 1.000 | PC |
| | | | | | TB3005B0 | TB3132A L=550mm EPDM WHITE-BLUE PIPE | 1.000 | PC |
| | | | | | TB3225B0 | TB2820A-TAN K-WASHYNG SYS CONNECTION | 1.000 | PC |
| | | | | | TB3252A0 | TB3252A0 | 1.000 | PC |
| | | | | | VL1019A0 | VIBRATION DETERGENT PUMP | 1.000 | PC |
| | | | | | VL1047A1 | D6 PIPE HOLDER - D6 J.G. TERMINAL | 1.000 | PC |
| | | | | | VL1065A1 | 1/4 MALE N.O. PRESSURE SWITCH | 1.000 | PC |
| | | | | | VL1102A1 | DETERGENT LINE FILTER + BARBED VNR 6 MM | 1.000 | PC |
| | | | | | VL1128A1 | D6 BARBED CHECK VALVE | 2.000 | PC |
| | | | | | VL1166A0 | BB6-AR6 L FITTING | 3.000 | PC |
| | | | | | VL1174C0 | D1.2 MM CALIBRATED D1.2 MM | 1.000 | PC |
| VL1185A0 | 2 WAYS PLUS WASHING DISTRIBUTOR | 1.000 | PC | | | | | |








| COMPONENT | | | SPARE PART | | | | | | | | | | | | | | | | | | | | | | | | | | | | | | | | | | | | | | | | | | | | | | | | | | | | | | | |
|-----------|--|---|------------|--------------------------------------|--|------|-------------|--------------------------------------|-------|----------|---------------------------------------|---------------------------|-------|----------|--------------------------------|--------------------------|-------|----------|------------------------------------|-------------------------------|-------|----------|------------------------------------|--------------------|--------|----|----------|--------------|-------|----|----------|-----------------|-------|----|----------|-----------------------|-------|----|----------|---------------------------------|-------|----|----------|--------------------------------|-------|----|----------|--------------------------------------|-------|----|----------|--------------------------------|-------|----|----------|--------------------------|-------|----|
| Code | Description | Image | Code | Description | Kit components | | | | | | | | | | | | | | | | | | | | | | | | | | | | | | | | | | | | | | | | | | | | | | | | | | | | | |
| EL1440A | WATER SELF CLEANING VALVE |  | KVL1183A | 1 ROTOR ARM PLUS CLEANING SYSTEM KIT | <table border="1"> <thead> <tr> <th>Code</th> <th>Description</th> <th>Qty</th> <th>UOM</th> </tr> </thead> <tbody> <tr> <td>VL1190A0</td> <td>PLUS WASHING SYSTEM INLET DISTRIBUTOR</td> <td>1.000</td> <td>PC</td> </tr> <tr> <td>VL1214A0</td> <td>BAYONET - 6mm BARBED NRV VALVE</td> <td>1.000</td> <td>PC</td> </tr> <tr> <td>VM1605A0</td> <td>CLIP TWIST LOCK DIAM. 10,2-12,7 MM</td> <td>3.000</td> <td>PC</td> </tr> <tr> <td>VM2172A0</td> <td>LOCKING CLIP FOR PUMP WITH CIRCUIT</td> <td>4.000</td> <td>PC</td> </tr> </tbody> </table> | Code | Description | Qty | UOM | VL1190A0 | PLUS WASHING SYSTEM INLET DISTRIBUTOR | 1.000 | PC | VL1214A0 | BAYONET - 6mm BARBED NRV VALVE | 1.000 | PC | VM1605A0 | CLIP TWIST LOCK DIAM. 10,2-12,7 MM | 3.000 | PC | VM2172A0 | LOCKING CLIP FOR PUMP WITH CIRCUIT | 4.000 | PC | | | | | | | | | | | | | | | | | | | | | | | | | | | | | | | | | |
| | | | Code | Description | Qty | UOM | | | | | | | | | | | | | | | | | | | | | | | | | | | | | | | | | | | | | | | | | | | | | | | | | | | | |
| VL1190A0 | PLUS WASHING SYSTEM INLET DISTRIBUTOR | 1.000 | PC | | | | | | | | | | | | | | | | | | | | | | | | | | | | | | | | | | | | | | | | | | | | | | | | | | | | | | | |
| VL1214A0 | BAYONET - 6mm BARBED NRV VALVE | 1.000 | PC | | | | | | | | | | | | | | | | | | | | | | | | | | | | | | | | | | | | | | | | | | | | | | | | | | | | | | | |
| VM1605A0 | CLIP TWIST LOCK DIAM. 10,2-12,7 MM | 3.000 | PC | | | | | | | | | | | | | | | | | | | | | | | | | | | | | | | | | | | | | | | | | | | | | | | | | | | | | | | |
| VM2172A0 | LOCKING CLIP FOR PUMP WITH CIRCUIT | 4.000 | PC | | | | | | | | | | | | | | | | | | | | | | | | | | | | | | | | | | | | | | | | | | | | | | | | | | | | | | | |
| KVL1182A | ONE 1ROT CLEANING SYSTEM KIT (0311 EXC.) | <table border="1"> <thead> <tr> <th>Code</th> <th>Description</th> <th>Qty</th> <th>UOM</th> </tr> </thead> <tbody> <tr> <td>0H2202A1</td> <td>ONE WASHING WITH STEAM VALVE SUPPORT</td> <td>1.000</td> <td>PC</td> </tr> <tr> <td>EL1440A0</td> <td>WATER SELF CLEANING VALVE</td> <td>1.000</td> <td>PC</td> </tr> <tr> <td>GN1526A0</td> <td>INT. D.=6.9 TH=1.8 O-RIN</td> <td>3.000</td> <td>PC</td> </tr> <tr> <td>RC1018A0</td> <td>ZINC PLATED D12 ELASTIC CLAMP</td> <td>1.000</td> <td>PC</td> </tr> <tr> <td>RC1019A0</td> <td>D=10 ELASTIC CLAMP</td> <td>14.000</td> <td>PC</td> </tr> <tr> <td>RC1130A0</td> <td>130x2,6 CLAM</td> <td>2.000</td> <td>PC</td> </tr> <tr> <td>RC1242A0</td> <td>D=10 CLOSED CAP</td> <td>2.000</td> <td>PC</td> </tr> <tr> <td>TB2821A0</td> <td>EPDM 6X10 L=40MM PIPE</td> <td>6.000</td> <td>PC</td> </tr> <tr> <td>TB3004A0</td> <td>TB2820A L=550mm EPDM BLACK PIPE</td> <td>1.000</td> <td>PC</td> </tr> <tr> <td>TB3009B0</td> <td>TB3132A-ONE OVEN WASHING INLET</td> <td>1.000</td> <td>PC</td> </tr> <tr> <td>TB3225B0</td> <td>TB2820A-TAN K-WASHYNG SYS CONNECTION</td> <td>1.000</td> <td>PC</td> </tr> <tr> <td>VI1220A1</td> <td>4,2x12 TCB SELF-TAPPIN G SCREW</td> <td>1.000</td> <td>PC</td> </tr> <tr> <td>VL1019A0</td> <td>VIBRATION DETERGENT PUMP</td> <td>1.000</td> <td>PC</td> </tr> </tbody> </table> | Code | Description | Qty | UOM | 0H2202A1 | ONE WASHING WITH STEAM VALVE SUPPORT | 1.000 | PC | EL1440A0 | WATER SELF CLEANING VALVE | 1.000 | PC | GN1526A0 | INT. D.=6.9 TH=1.8 O-RIN | 3.000 | PC | RC1018A0 | ZINC PLATED D12 ELASTIC CLAMP | 1.000 | PC | RC1019A0 | D=10 ELASTIC CLAMP | 14.000 | PC | RC1130A0 | 130x2,6 CLAM | 2.000 | PC | RC1242A0 | D=10 CLOSED CAP | 2.000 | PC | TB2821A0 | EPDM 6X10 L=40MM PIPE | 6.000 | PC | TB3004A0 | TB2820A L=550mm EPDM BLACK PIPE | 1.000 | PC | TB3009B0 | TB3132A-ONE OVEN WASHING INLET | 1.000 | PC | TB3225B0 | TB2820A-TAN K-WASHYNG SYS CONNECTION | 1.000 | PC | VI1220A1 | 4,2x12 TCB SELF-TAPPIN G SCREW | 1.000 | PC | VL1019A0 | VIBRATION DETERGENT PUMP | 1.000 | PC |
| Code | Description | Qty | UOM | | | | | | | | | | | | | | | | | | | | | | | | | | | | | | | | | | | | | | | | | | | | | | | | | | | | | | | |
| 0H2202A1 | ONE WASHING WITH STEAM VALVE SUPPORT | 1.000 | PC | | | | | | | | | | | | | | | | | | | | | | | | | | | | | | | | | | | | | | | | | | | | | | | | | | | | | | | |
| EL1440A0 | WATER SELF CLEANING VALVE | 1.000 | PC | | | | | | | | | | | | | | | | | | | | | | | | | | | | | | | | | | | | | | | | | | | | | | | | | | | | | | | |
| GN1526A0 | INT. D.=6.9 TH=1.8 O-RIN | 3.000 | PC | | | | | | | | | | | | | | | | | | | | | | | | | | | | | | | | | | | | | | | | | | | | | | | | | | | | | | | |
| RC1018A0 | ZINC PLATED D12 ELASTIC CLAMP | 1.000 | PC | | | | | | | | | | | | | | | | | | | | | | | | | | | | | | | | | | | | | | | | | | | | | | | | | | | | | | | |
| RC1019A0 | D=10 ELASTIC CLAMP | 14.000 | PC | | | | | | | | | | | | | | | | | | | | | | | | | | | | | | | | | | | | | | | | | | | | | | | | | | | | | | | |
| RC1130A0 | 130x2,6 CLAM | 2.000 | PC | | | | | | | | | | | | | | | | | | | | | | | | | | | | | | | | | | | | | | | | | | | | | | | | | | | | | | | |
| RC1242A0 | D=10 CLOSED CAP | 2.000 | PC | | | | | | | | | | | | | | | | | | | | | | | | | | | | | | | | | | | | | | | | | | | | | | | | | | | | | | | |
| TB2821A0 | EPDM 6X10 L=40MM PIPE | 6.000 | PC | | | | | | | | | | | | | | | | | | | | | | | | | | | | | | | | | | | | | | | | | | | | | | | | | | | | | | | |
| TB3004A0 | TB2820A L=550mm EPDM BLACK PIPE | 1.000 | PC | | | | | | | | | | | | | | | | | | | | | | | | | | | | | | | | | | | | | | | | | | | | | | | | | | | | | | | |
| TB3009B0 | TB3132A-ONE OVEN WASHING INLET | 1.000 | PC | | | | | | | | | | | | | | | | | | | | | | | | | | | | | | | | | | | | | | | | | | | | | | | | | | | | | | | |
| TB3225B0 | TB2820A-TAN K-WASHYNG SYS CONNECTION | 1.000 | PC | | | | | | | | | | | | | | | | | | | | | | | | | | | | | | | | | | | | | | | | | | | | | | | | | | | | | | | |
| VI1220A1 | 4,2x12 TCB SELF-TAPPIN G SCREW | 1.000 | PC | | | | | | | | | | | | | | | | | | | | | | | | | | | | | | | | | | | | | | | | | | | | | | | | | | | | | | | |
| VL1019A0 | VIBRATION DETERGENT PUMP | 1.000 | PC | | | | | | | | | | | | | | | | | | | | | | | | | | | | | | | | | | | | | | | | | | | | | | | | | | | | | | | |



| COMPONENT | | | SPARE PART | | | | | | | | | | | | | | | | | | | | | | | | | | | | | | | | | | | | | | | | | | |
|-----------|---|---|------------|--|---|------|-------------|---------------------------|-------|----------|-----------------------------------|--------------------------|-------|----------|-----------------------------------|---------------------|-------|----------|---|------------------------------------|-------|----------|-----------------------|-------|----|----------|-------------------|-------|----|----------|----------------------------|-------|----|----------|-------------------------------------|-------|----|----------|--------------------------------|-------|----|----------|------------------------------------|-------|----|
| Code | Description | Image | Code | Description | Kit components | | | | | | | | | | | | | | | | | | | | | | | | | | | | | | | | | | | | | | | | |
| EL1440A | WATER SELF CLEANING VALVE |  | KVL1182A | ONE 1ROT CLEANING SYSTEM KIT (0311 EXC.) | <table border="1"> <thead> <tr> <th>Code</th> <th>Description</th> <th>Qty</th> <th>UOM</th> </tr> </thead> <tbody> <tr> <td>VL1047A1</td> <td>D6 PIPE HOLDER - D8 J.G. TERMINAL</td> <td>1.000</td> <td>PC</td> </tr> <tr> <td>VL1054B0</td> <td>ONE WASHING SYS INLET DISTRIBUTOR</td> <td>1.000</td> <td>PC</td> </tr> <tr> <td>VL1102A1</td> <td>DETERGENT LINE FILTER + BARBED VNR 6 MM</td> <td>1.000</td> <td>PC</td> </tr> <tr> <td>VL1128A1</td> <td>D6 BARBED CHECK VALVE</td> <td>2.000</td> <td>PC</td> </tr> <tr> <td>VL1166A0</td> <td>BB6-AR6 L FITTING</td> <td>1.000</td> <td>PC</td> </tr> <tr> <td>VL1174C0</td> <td>D1.2 MM CALIBRATED D1.2 MM</td> <td>1.000</td> <td>PC</td> </tr> <tr> <td>VL1191A0</td> <td>ONE WASHING DISTRIBUTOR OUTLETS KIT</td> <td>1.000</td> <td>PC</td> </tr> <tr> <td>VL1214A0</td> <td>BAYONET - 6mm BARBED NRV VALVE</td> <td>1.000</td> <td>PC</td> </tr> <tr> <td>VM2172A0</td> <td>LOCKING CLIP FOR PUMP WITH CIRCUIT</td> <td>2.000</td> <td>PC</td> </tr> </tbody> </table> | Code | Description | Qty | UOM | VL1047A1 | D6 PIPE HOLDER - D8 J.G. TERMINAL | 1.000 | PC | VL1054B0 | ONE WASHING SYS INLET DISTRIBUTOR | 1.000 | PC | VL1102A1 | DETERGENT LINE FILTER + BARBED VNR 6 MM | 1.000 | PC | VL1128A1 | D6 BARBED CHECK VALVE | 2.000 | PC | VL1166A0 | BB6-AR6 L FITTING | 1.000 | PC | VL1174C0 | D1.2 MM CALIBRATED D1.2 MM | 1.000 | PC | VL1191A0 | ONE WASHING DISTRIBUTOR OUTLETS KIT | 1.000 | PC | VL1214A0 | BAYONET - 6mm BARBED NRV VALVE | 1.000 | PC | VM2172A0 | LOCKING CLIP FOR PUMP WITH CIRCUIT | 2.000 | PC |
| | | | Code | Description | Qty | UOM | | | | | | | | | | | | | | | | | | | | | | | | | | | | | | | | | | | | | | | |
| VL1047A1 | D6 PIPE HOLDER - D8 J.G. TERMINAL | 1.000 | PC | | | | | | | | | | | | | | | | | | | | | | | | | | | | | | | | | | | | | | | | | | |
| VL1054B0 | ONE WASHING SYS INLET DISTRIBUTOR | 1.000 | PC | | | | | | | | | | | | | | | | | | | | | | | | | | | | | | | | | | | | | | | | | | |
| VL1102A1 | DETERGENT LINE FILTER + BARBED VNR 6 MM | 1.000 | PC | | | | | | | | | | | | | | | | | | | | | | | | | | | | | | | | | | | | | | | | | | |
| VL1128A1 | D6 BARBED CHECK VALVE | 2.000 | PC | | | | | | | | | | | | | | | | | | | | | | | | | | | | | | | | | | | | | | | | | | |
| VL1166A0 | BB6-AR6 L FITTING | 1.000 | PC | | | | | | | | | | | | | | | | | | | | | | | | | | | | | | | | | | | | | | | | | | |
| VL1174C0 | D1.2 MM CALIBRATED D1.2 MM | 1.000 | PC | | | | | | | | | | | | | | | | | | | | | | | | | | | | | | | | | | | | | | | | | | |
| VL1191A0 | ONE WASHING DISTRIBUTOR OUTLETS KIT | 1.000 | PC | | | | | | | | | | | | | | | | | | | | | | | | | | | | | | | | | | | | | | | | | | |
| VL1214A0 | BAYONET - 6mm BARBED NRV VALVE | 1.000 | PC | | | | | | | | | | | | | | | | | | | | | | | | | | | | | | | | | | | | | | | | | | |
| VM2172A0 | LOCKING CLIP FOR PUMP WITH CIRCUIT | 2.000 | PC | | | | | | | | | | | | | | | | | | | | | | | | | | | | | | | | | | | | | | | | | | |
| KEL1440A | SELF CLEANING WATER VALVE KIT | <table border="1"> <thead> <tr> <th>Code</th> <th>Description</th> <th>Qty</th> <th>UOM</th> </tr> </thead> <tbody> <tr> <td>EL1440A0</td> <td>WATER SELF CLEANING VALVE</td> <td>1.000</td> <td>PC</td> </tr> <tr> <td>GN1526A0</td> <td>INT. D.=6.9 TH=1.8 O-RIN</td> <td>2.000</td> <td>PC</td> </tr> <tr> <td>RC1131A0</td> <td>200x2.6 BLACK CLAMP</td> <td>1.000</td> <td>PC</td> </tr> <tr> <td>VM2172A0</td> <td>LOCKING CLIP FOR PUMP WITH CIRCUIT</td> <td>1.000</td> <td>PC</td> </tr> </tbody> </table> | Code | Description | Qty | UOM | EL1440A0 | WATER SELF CLEANING VALVE | 1.000 | PC | GN1526A0 | INT. D.=6.9 TH=1.8 O-RIN | 2.000 | PC | RC1131A0 | 200x2.6 BLACK CLAMP | 1.000 | PC | VM2172A0 | LOCKING CLIP FOR PUMP WITH CIRCUIT | 1.000 | PC | | | | | | | | | | | | | | | | | | | | | | | |
| Code | Description | Qty | UOM | | | | | | | | | | | | | | | | | | | | | | | | | | | | | | | | | | | | | | | | | | |
| EL1440A0 | WATER SELF CLEANING VALVE | 1.000 | PC | | | | | | | | | | | | | | | | | | | | | | | | | | | | | | | | | | | | | | | | | | |
| GN1526A0 | INT. D.=6.9 TH=1.8 O-RIN | 2.000 | PC | | | | | | | | | | | | | | | | | | | | | | | | | | | | | | | | | | | | | | | | | | |
| RC1131A0 | 200x2.6 BLACK CLAMP | 1.000 | PC | | | | | | | | | | | | | | | | | | | | | | | | | | | | | | | | | | | | | | | | | | |
| VM2172A0 | LOCKING CLIP FOR PUMP WITH CIRCUIT | 1.000 | PC | | | | | | | | | | | | | | | | | | | | | | | | | | | | | | | | | | | | | | | | | | |
| GN1526A | INT. D.=6.9 TH=1.8 O-RING |  | KGN1526A | O-RING INT D6.9 THICK1.8 10PCS KIT | <table border="1"> <thead> <tr> <th>Code</th> <th>Description</th> <th>Qty</th> <th>UOM</th> </tr> </thead> <tbody> <tr> <td>GN1526A0</td> <td>INT. D.=6.9 TH=1.8 O-RIN</td> <td>10.000</td> <td>PC</td> </tr> </tbody> </table> | Code | Description | Qty | UOM | GN1526A0 | INT. D.=6.9 TH=1.8 O-RIN | 10.000 | PC | | | | | | | | | | | | | | | | | | | | | | | | | | | | | | | | |
| Code | Description | Qty | UOM | | | | | | | | | | | | | | | | | | | | | | | | | | | | | | | | | | | | | | | | | | |
| GN1526A0 | INT. D.=6.9 TH=1.8 O-RIN | 10.000 | PC | | | | | | | | | | | | | | | | | | | | | | | | | | | | | | | | | | | | | | | | | | |




| COMPONENT | | | SPARE PART | | | | | | | | | | |
|-----------|---|---|------------|--|---|------|-------------|-----|-----|----------|---|--------|----|
| Code | Description | Image | Code | Description | Kit components | | | | | | | | |
| RC1019A | D=10 ELASTIC CLAM |  | KRC1019A | Ø10 ZINC PLATED ELASTIC CLAMP 15 PCS KIT | <table border="1"> <thead> <tr> <th>Code</th> <th>Description</th> <th>Qty</th> <th>UOM</th> </tr> </thead> <tbody> <tr> <td>RC1019A0</td> <td>D=10 ELASTIC CLAMP</td> <td>15.000</td> <td>PC</td> </tr> </tbody> </table> | Code | Description | Qty | UOM | RC1019A0 | D=10 ELASTIC CLAMP | 15.000 | PC |
| Code | Description | Qty | UOM | | | | | | | | | | |
| RC1019A0 | D=10 ELASTIC CLAMP | 15.000 | PC | | | | | | | | | | |
| RC1414A | D12 HOSE CLAMP |  | KRC1414A | D11-12 HOSE SNAP CLAMP 10 PCS KIT | <table border="1"> <thead> <tr> <th>Code</th> <th>Description</th> <th>Qty</th> <th>UOM</th> </tr> </thead> <tbody> <tr> <td>RC1414A0</td> <td>D12 HOSE CLAMP</td> <td>50.000</td> <td>PC</td> </tr> </tbody> </table> | Code | Description | Qty | UOM | RC1414A0 | D12 HOSE CLAMP | 50.000 | PC |
| Code | Description | Qty | UOM | | | | | | | | | | |
| RC1414A0 | D12 HOSE CLAMP | 50.000 | PC | | | | | | | | | | |
| TB3004A | TB2820A L=550mm EPDM BLACK PIPE |  | KTB1343A | TB2820A0 6x10 EPM DETERGENT PIPE 3M KIT | <table border="1"> <thead> <tr> <th>Code</th> <th>Description</th> <th>Qty</th> <th>UOM</th> </tr> </thead> <tbody> <tr> <td>TB2820A0</td> <td>6X10 EPDM PIPE FOR WASHING SYSTEM</td> <td>3.000</td> <td>M</td> </tr> </tbody> </table> | Code | Description | Qty | UOM | TB2820A0 | 6X10 EPDM PIPE FOR WASHING SYSTEM | 3.000 | M |
| Code | Description | Qty | UOM | | | | | | | | | | |
| TB2820A0 | 6X10 EPDM PIPE FOR WASHING SYSTEM | 3.000 | M | | | | | | | | | | |
| TB3005B | TB3132A L=550mm EPDM WHITE-BLUE PIPE |  | KTB3132A | WHITE-BLU 6X12 REINFORCED PIPE 3M KIT | <table border="1"> <thead> <tr> <th>Code</th> <th>Description</th> <th>Qty</th> <th>UOM</th> </tr> </thead> <tbody> <tr> <td>TB3132A0</td> <td>WHITE-BLUE EPDM TEXTILE BRAID HOSE 6x12</td> <td>3.000</td> <td>M</td> </tr> </tbody> </table> | Code | Description | Qty | UOM | TB3132A0 | WHITE-BLUE EPDM TEXTILE BRAID HOSE 6x12 | 3.000 | M |
| Code | Description | Qty | UOM | | | | | | | | | | |
| TB3132A0 | WHITE-BLUE EPDM TEXTILE BRAID HOSE 6x12 | 3.000 | M | | | | | | | | | | |
| TB3225B | TB2820A-TANK-WAS HYNG SYS CONNECTION |  | KTB1343A | TB2820A0 6x10 EPM DETERGENT PIPE 3M KIT | <table border="1"> <thead> <tr> <th>Code</th> <th>Description</th> <th>Qty</th> <th>UOM</th> </tr> </thead> <tbody> <tr> <td>TB2820A0</td> <td>6X10 EPDM PIPE FOR WASHING SYSTEM</td> <td>3.000</td> <td>M</td> </tr> </tbody> </table> | Code | Description | Qty | UOM | TB2820A0 | 6X10 EPDM PIPE FOR WASHING SYSTEM | 3.000 | M |
| Code | Description | Qty | UOM | | | | | | | | | | |
| TB2820A0 | 6X10 EPDM PIPE FOR WASHING SYSTEM | 3.000 | M | | | | | | | | | | |





| COMPONENT | | | SPARE PART | | | | | | | | | | | | | | | | | | | | | | | | | | | | | | | | | | | | | | | | | | | | | | | | | | | | | | | | | | | | | | | | | | |
|-----------|---|--------|------------|--------------------------------------|---|------|-------------|-----|-----|----------|--------------------------------------|-------|----|----------|--------------------------------------|-------|----|----------|---|-------|----|----------|------------------------------|-------|---|----------|-------------------------------|-------|---|----------|-----------------------------|-------|----|----------|---------------------------|-------|----|----------|-----------------------------------|-------|----|----------|---------------------------|-------|----|----------|--------------------------|-------|----|----------|-------------------------------|-------|----|----------|--------------------|--------|----|----------|--------------|-------|----|----------|-----------------|-------|----|----------|-----------------------|--------|----|
| Code | Description | Image | Code | Description | Kit components | | | | | | | | | | | | | | | | | | | | | | | | | | | | | | | | | | | | | | | | | | | | | | | | | | | | | | | | | | | | | | | | |
| VL1102A | DETERGENT LINE FILTER + BARBED VNR 6 MM | | KVL1102A | DETERGENT FILTER + NRV KIT | <table border="1"> <thead> <tr> <th>Code</th> <th>Description</th> <th>Qty</th> <th>UOM</th> </tr> </thead> <tbody> <tr> <td>RC1019A0</td> <td>D=10 ELASTIC CLAMP</td> <td>5.000</td> <td>PC</td> </tr> <tr> <td>TB2820A0</td> <td>6X10 EPDM PIPE FOR WASHING SYSTEM</td> <td>0.040</td> <td>M</td> </tr> <tr> <td>VL1102A1</td> <td>DETERGENT LINE FILTER + BARBED VNR 6 MM</td> <td>1.000</td> <td>PC</td> </tr> </tbody> </table> | Code | Description | Qty | UOM | RC1019A0 | D=10 ELASTIC CLAMP | 5.000 | PC | TB2820A0 | 6X10 EPDM PIPE FOR WASHING SYSTEM | 0.040 | M | VL1102A1 | DETERGENT LINE FILTER + BARBED VNR 6 MM | 1.000 | PC | | | | | | | | | | | | | | | | | | | | | | | | | | | | | | | | | | | | | | | | | | | | | | | | |
| Code | Description | Qty | UOM | | | | | | | | | | | | | | | | | | | | | | | | | | | | | | | | | | | | | | | | | | | | | | | | | | | | | | | | | | | | | | | | | | |
| RC1019A0 | D=10 ELASTIC CLAMP | 5.000 | PC | | | | | | | | | | | | | | | | | | | | | | | | | | | | | | | | | | | | | | | | | | | | | | | | | | | | | | | | | | | | | | | | | | |
| TB2820A0 | 6X10 EPDM PIPE FOR WASHING SYSTEM | 0.040 | M | | | | | | | | | | | | | | | | | | | | | | | | | | | | | | | | | | | | | | | | | | | | | | | | | | | | | | | | | | | | | | | | | | |
| VL1102A1 | DETERGENT LINE FILTER + BARBED VNR 6 MM | 1.000 | PC | | | | | | | | | | | | | | | | | | | | | | | | | | | | | | | | | | | | | | | | | | | | | | | | | | | | | | | | | | | | | | | | | | |
| VL1166A | BB6-AR6 L FITTING | | KVL2618A | 2 ROTOR ARMS ONE CLEANING SYSTEM KIT | <table border="1"> <thead> <tr> <th>Code</th> <th>Description</th> <th>Qty</th> <th>UOM</th> </tr> </thead> <tbody> <tr> <td>0H2202A1</td> <td>ONE WASHING WITH STEAM VALVE SUPPORT</td> <td>2.000</td> <td>PC</td> </tr> <tr> <td>CE1030A0</td> <td>FEMALE FASTON COVER 6.3X0.8 0,5-1mmq</td> <td>4.000</td> <td>PC</td> </tr> <tr> <td>CE1395A0</td> <td>6,3 X 0,8 MALE FASTO</td> <td>2.000</td> <td>PC</td> </tr> <tr> <td>CE1545A0</td> <td>BLUE UNIP AWG18 ST.3135 WIRE</td> <td>2.000</td> <td>M</td> </tr> <tr> <td>CE1570A0</td> <td>WHITE UNIP AWG18 ST.3135 WIRE</td> <td>2.000</td> <td>M</td> </tr> <tr> <td>CE1660A0</td> <td>6,3x0,8 FEMALE FASTON COVER</td> <td>4.000</td> <td>PC</td> </tr> <tr> <td>CE1661A0</td> <td>MALE FASTON COVER 6,3x0,8</td> <td>2.000</td> <td>PC</td> </tr> <tr> <td>EL1020A1</td> <td>D8 INTERMEDIAT E T-SHAPED FITTING</td> <td>1.000</td> <td>PC</td> </tr> <tr> <td>EL1440A0</td> <td>WATER SELF CLEANING VALVE</td> <td>2.000</td> <td>PC</td> </tr> <tr> <td>GN1526A0</td> <td>INT. D.=6.9 TH=1.8 O-RIN</td> <td>6.000</td> <td>PC</td> </tr> <tr> <td>RC1018A0</td> <td>ZINC PLATED D12 ELASTIC CLAMP</td> <td>2.000</td> <td>PC</td> </tr> <tr> <td>RC1019A0</td> <td>D=10 ELASTIC CLAMP</td> <td>28.000</td> <td>PC</td> </tr> <tr> <td>RC1130A0</td> <td>130x2,6 CLAM</td> <td>4.000</td> <td>PC</td> </tr> <tr> <td>RC1242A0</td> <td>D=10 CLOSED CAP</td> <td>4.000</td> <td>PC</td> </tr> <tr> <td>TB2821A0</td> <td>EPDM 6X10 L=40MM PIPE</td> <td>12.000</td> <td>PC</td> </tr> </tbody> </table> | Code | Description | Qty | UOM | 0H2202A1 | ONE WASHING WITH STEAM VALVE SUPPORT | 2.000 | PC | CE1030A0 | FEMALE FASTON COVER 6.3X0.8 0,5-1mmq | 4.000 | PC | CE1395A0 | 6,3 X 0,8 MALE FASTO | 2.000 | PC | CE1545A0 | BLUE UNIP AWG18 ST.3135 WIRE | 2.000 | M | CE1570A0 | WHITE UNIP AWG18 ST.3135 WIRE | 2.000 | M | CE1660A0 | 6,3x0,8 FEMALE FASTON COVER | 4.000 | PC | CE1661A0 | MALE FASTON COVER 6,3x0,8 | 2.000 | PC | EL1020A1 | D8 INTERMEDIAT E T-SHAPED FITTING | 1.000 | PC | EL1440A0 | WATER SELF CLEANING VALVE | 2.000 | PC | GN1526A0 | INT. D.=6.9 TH=1.8 O-RIN | 6.000 | PC | RC1018A0 | ZINC PLATED D12 ELASTIC CLAMP | 2.000 | PC | RC1019A0 | D=10 ELASTIC CLAMP | 28.000 | PC | RC1130A0 | 130x2,6 CLAM | 4.000 | PC | RC1242A0 | D=10 CLOSED CAP | 4.000 | PC | TB2821A0 | EPDM 6X10 L=40MM PIPE | 12.000 | PC |
| Code | Description | Qty | UOM | | | | | | | | | | | | | | | | | | | | | | | | | | | | | | | | | | | | | | | | | | | | | | | | | | | | | | | | | | | | | | | | | | |
| 0H2202A1 | ONE WASHING WITH STEAM VALVE SUPPORT | 2.000 | PC | | | | | | | | | | | | | | | | | | | | | | | | | | | | | | | | | | | | | | | | | | | | | | | | | | | | | | | | | | | | | | | | | | |
| CE1030A0 | FEMALE FASTON COVER 6.3X0.8 0,5-1mmq | 4.000 | PC | | | | | | | | | | | | | | | | | | | | | | | | | | | | | | | | | | | | | | | | | | | | | | | | | | | | | | | | | | | | | | | | | | |
| CE1395A0 | 6,3 X 0,8 MALE FASTO | 2.000 | PC | | | | | | | | | | | | | | | | | | | | | | | | | | | | | | | | | | | | | | | | | | | | | | | | | | | | | | | | | | | | | | | | | | |
| CE1545A0 | BLUE UNIP AWG18 ST.3135 WIRE | 2.000 | M | | | | | | | | | | | | | | | | | | | | | | | | | | | | | | | | | | | | | | | | | | | | | | | | | | | | | | | | | | | | | | | | | | |
| CE1570A0 | WHITE UNIP AWG18 ST.3135 WIRE | 2.000 | M | | | | | | | | | | | | | | | | | | | | | | | | | | | | | | | | | | | | | | | | | | | | | | | | | | | | | | | | | | | | | | | | | | |
| CE1660A0 | 6,3x0,8 FEMALE FASTON COVER | 4.000 | PC | | | | | | | | | | | | | | | | | | | | | | | | | | | | | | | | | | | | | | | | | | | | | | | | | | | | | | | | | | | | | | | | | | |
| CE1661A0 | MALE FASTON COVER 6,3x0,8 | 2.000 | PC | | | | | | | | | | | | | | | | | | | | | | | | | | | | | | | | | | | | | | | | | | | | | | | | | | | | | | | | | | | | | | | | | | |
| EL1020A1 | D8 INTERMEDIAT E T-SHAPED FITTING | 1.000 | PC | | | | | | | | | | | | | | | | | | | | | | | | | | | | | | | | | | | | | | | | | | | | | | | | | | | | | | | | | | | | | | | | | | |
| EL1440A0 | WATER SELF CLEANING VALVE | 2.000 | PC | | | | | | | | | | | | | | | | | | | | | | | | | | | | | | | | | | | | | | | | | | | | | | | | | | | | | | | | | | | | | | | | | | |
| GN1526A0 | INT. D.=6.9 TH=1.8 O-RIN | 6.000 | PC | | | | | | | | | | | | | | | | | | | | | | | | | | | | | | | | | | | | | | | | | | | | | | | | | | | | | | | | | | | | | | | | | | |
| RC1018A0 | ZINC PLATED D12 ELASTIC CLAMP | 2.000 | PC | | | | | | | | | | | | | | | | | | | | | | | | | | | | | | | | | | | | | | | | | | | | | | | | | | | | | | | | | | | | | | | | | | |
| RC1019A0 | D=10 ELASTIC CLAMP | 28.000 | PC | | | | | | | | | | | | | | | | | | | | | | | | | | | | | | | | | | | | | | | | | | | | | | | | | | | | | | | | | | | | | | | | | | |
| RC1130A0 | 130x2,6 CLAM | 4.000 | PC | | | | | | | | | | | | | | | | | | | | | | | | | | | | | | | | | | | | | | | | | | | | | | | | | | | | | | | | | | | | | | | | | | |
| RC1242A0 | D=10 CLOSED CAP | 4.000 | PC | | | | | | | | | | | | | | | | | | | | | | | | | | | | | | | | | | | | | | | | | | | | | | | | | | | | | | | | | | | | | | | | | | |
| TB2821A0 | EPDM 6X10 L=40MM PIPE | 12.000 | PC | | | | | | | | | | | | | | | | | | | | | | | | | | | | | | | | | | | | | | | | | | | | | | | | | | | | | | | | | | | | | | | | | | |




| COMPONENT | | | SPARE PART | | | | | | | | | | | | | | | | | | | | | | | | | | | | | | | | | | | | | | | | | | | | | | | | | | | | | | | | | | | | | | | | | | |
|-----------|--|---|------------|--|---|------|-------------|-----|-----|----------|--|-------|----|----------|---|-------|----|----------|---|-------|----|----------|--------------------------------------|-------|----|----------|--------------------------------|-------|----|----------|---|-------|----|----------|--|-------|----|----------|--|-------|----|----------|-----------------------------------|-------|----|----------|--------------------------|-------|----|----------|----------------------|-------|----|----------|----------------------------------|-------|----|----------|--|-------|----|----------|--------------------------------------|-------|----|----------|--|-------|----|
| Code | Description | Image | Code | Description | Kit components | | | | | | | | | | | | | | | | | | | | | | | | | | | | | | | | | | | | | | | | | | | | | | | | | | | | | | | | | | | | | | | | |
| VL1166A | BB6-AR6 L FITTING |  | KVL2618A | 2 ROTOR ARMS ONE CLEANING SYSTEM KIT | <table border="1"> <thead> <tr> <th>Code</th> <th>Description</th> <th>Qty</th> <th>UOM</th> </tr> </thead> <tbody> <tr> <td>TB3004A0</td> <td>TB2820A L=550mm EPDM BLACK PIPE</td> <td>2.000</td> <td>PC</td> </tr> <tr> <td>TB3009B0</td> <td>TB3132A-ONE OVEN WASHING INLET</td> <td>2.000</td> <td>PC</td> </tr> <tr> <td>TB3225B0</td> <td>TB2820A-TAN K-WASHYNG SYS CONNECTION</td> <td>2.000</td> <td>PC</td> </tr> <tr> <td>VI1220A1</td> <td>4,2x12 TCB SELF-TAPPIN G SCREW</td> <td>2.000</td> <td>PC</td> </tr> <tr> <td>VL1019A0</td> <td>VIBRATION DETERGENT PUMP</td> <td>2.000</td> <td>PC</td> </tr> <tr> <td>VL1047A1</td> <td>D6 PIPE HOLDER - D6 J.G. TERMINAL</td> <td>2.000</td> <td>PC</td> </tr> <tr> <td>VL1054B0</td> <td>ONE WASHING SYS INLET DISTRIBUTOR</td> <td>2.000</td> <td>PC</td> </tr> <tr> <td>VL1102A1</td> <td>DETERGENT LINE FILTER + BARBED VNR 6 MM</td> <td>2.000</td> <td>PC</td> </tr> <tr> <td>VL1127A1</td> <td>6mm BARBED T-SHAPED FITTING</td> <td>1.000</td> <td>PC</td> </tr> <tr> <td>VL1128A1</td> <td>D6 BARBED CHECK VALVE</td> <td>4.000</td> <td>PC</td> </tr> <tr> <td>VL1166A0</td> <td>BB6-AR6 L FITTING</td> <td>2.000</td> <td>PC</td> </tr> <tr> <td>VL1174C0</td> <td>D1.2 MM CALIBRATED D1.2 MM</td> <td>2.000</td> <td>PC</td> </tr> <tr> <td>VL1191A0</td> <td>ONE WASHING DISTRIBUTOR OUTLETS KIT</td> <td>2.000</td> <td>PC</td> </tr> <tr> <td>VL1214A0</td> <td>BAYONET - 6mm BARBED NRV VALVE</td> <td>2.000</td> <td>PC</td> </tr> <tr> <td>VM2172A0</td> <td>LOCKING CLIP FOR PUMP WITH CIRCUIT</td> <td>4.000</td> <td>PC</td> </tr> </tbody> </table> | Code | Description | Qty | UOM | TB3004A0 | TB2820A L=550mm EPDM BLACK PIPE | 2.000 | PC | TB3009B0 | TB3132A-ONE OVEN WASHING INLET | 2.000 | PC | TB3225B0 | TB2820A-TAN K-WASHYNG SYS CONNECTION | 2.000 | PC | VI1220A1 | 4,2x12 TCB SELF-TAPPIN G SCREW | 2.000 | PC | VL1019A0 | VIBRATION DETERGENT PUMP | 2.000 | PC | VL1047A1 | D6 PIPE HOLDER - D6 J.G. TERMINAL | 2.000 | PC | VL1054B0 | ONE WASHING SYS INLET DISTRIBUTOR | 2.000 | PC | VL1102A1 | DETERGENT LINE FILTER + BARBED VNR 6 MM | 2.000 | PC | VL1127A1 | 6mm BARBED T-SHAPED FITTING | 1.000 | PC | VL1128A1 | D6 BARBED CHECK VALVE | 4.000 | PC | VL1166A0 | BB6-AR6 L FITTING | 2.000 | PC | VL1174C0 | D1.2 MM CALIBRATED D1.2 MM | 2.000 | PC | VL1191A0 | ONE WASHING DISTRIBUTOR OUTLETS KIT | 2.000 | PC | VL1214A0 | BAYONET - 6mm BARBED NRV VALVE | 2.000 | PC | VM2172A0 | LOCKING CLIP FOR PUMP WITH CIRCUIT | 4.000 | PC |
| Code | Description | Qty | UOM | | | | | | | | | | | | | | | | | | | | | | | | | | | | | | | | | | | | | | | | | | | | | | | | | | | | | | | | | | | | | | | | | | |
| TB3004A0 | TB2820A L=550mm EPDM BLACK PIPE | 2.000 | PC | | | | | | | | | | | | | | | | | | | | | | | | | | | | | | | | | | | | | | | | | | | | | | | | | | | | | | | | | | | | | | | | | | |
| TB3009B0 | TB3132A-ONE OVEN WASHING INLET | 2.000 | PC | | | | | | | | | | | | | | | | | | | | | | | | | | | | | | | | | | | | | | | | | | | | | | | | | | | | | | | | | | | | | | | | | | |
| TB3225B0 | TB2820A-TAN K-WASHYNG SYS CONNECTION | 2.000 | PC | | | | | | | | | | | | | | | | | | | | | | | | | | | | | | | | | | | | | | | | | | | | | | | | | | | | | | | | | | | | | | | | | | |
| VI1220A1 | 4,2x12 TCB SELF-TAPPIN G SCREW | 2.000 | PC | | | | | | | | | | | | | | | | | | | | | | | | | | | | | | | | | | | | | | | | | | | | | | | | | | | | | | | | | | | | | | | | | | |
| VL1019A0 | VIBRATION DETERGENT PUMP | 2.000 | PC | | | | | | | | | | | | | | | | | | | | | | | | | | | | | | | | | | | | | | | | | | | | | | | | | | | | | | | | | | | | | | | | | | |
| VL1047A1 | D6 PIPE HOLDER - D6 J.G. TERMINAL | 2.000 | PC | | | | | | | | | | | | | | | | | | | | | | | | | | | | | | | | | | | | | | | | | | | | | | | | | | | | | | | | | | | | | | | | | | |
| VL1054B0 | ONE WASHING SYS INLET DISTRIBUTOR | 2.000 | PC | | | | | | | | | | | | | | | | | | | | | | | | | | | | | | | | | | | | | | | | | | | | | | | | | | | | | | | | | | | | | | | | | | |
| VL1102A1 | DETERGENT LINE FILTER + BARBED VNR 6 MM | 2.000 | PC | | | | | | | | | | | | | | | | | | | | | | | | | | | | | | | | | | | | | | | | | | | | | | | | | | | | | | | | | | | | | | | | | | |
| VL1127A1 | 6mm BARBED T-SHAPED FITTING | 1.000 | PC | | | | | | | | | | | | | | | | | | | | | | | | | | | | | | | | | | | | | | | | | | | | | | | | | | | | | | | | | | | | | | | | | | |
| VL1128A1 | D6 BARBED CHECK VALVE | 4.000 | PC | | | | | | | | | | | | | | | | | | | | | | | | | | | | | | | | | | | | | | | | | | | | | | | | | | | | | | | | | | | | | | | | | | |
| VL1166A0 | BB6-AR6 L FITTING | 2.000 | PC | | | | | | | | | | | | | | | | | | | | | | | | | | | | | | | | | | | | | | | | | | | | | | | | | | | | | | | | | | | | | | | | | | |
| VL1174C0 | D1.2 MM CALIBRATED D1.2 MM | 2.000 | PC | | | | | | | | | | | | | | | | | | | | | | | | | | | | | | | | | | | | | | | | | | | | | | | | | | | | | | | | | | | | | | | | | | |
| VL1191A0 | ONE WASHING DISTRIBUTOR OUTLETS KIT | 2.000 | PC | | | | | | | | | | | | | | | | | | | | | | | | | | | | | | | | | | | | | | | | | | | | | | | | | | | | | | | | | | | | | | | | | | |
| VL1214A0 | BAYONET - 6mm BARBED NRV VALVE | 2.000 | PC | | | | | | | | | | | | | | | | | | | | | | | | | | | | | | | | | | | | | | | | | | | | | | | | | | | | | | | | | | | | | | | | | | |
| VM2172A0 | LOCKING CLIP FOR PUMP WITH CIRCUIT | 4.000 | PC | | | | | | | | | | | | | | | | | | | | | | | | | | | | | | | | | | | | | | | | | | | | | | | | | | | | | | | | | | | | | | | | | | |
| | | | KVL1225A | US HOOD WASHING SYSTEM KIT | <table border="1"> <thead> <tr> <th>Code</th> <th>Description</th> <th>Qty</th> <th>UOM</th> </tr> </thead> <tbody> <tr> <td>0H2213A1</td> <td>HOOD WATER CIRCUIT PLAT</td> <td>1.000</td> <td>PC</td> </tr> </tbody> </table> | Code | Description | Qty | UOM | 0H2213A1 | HOOD WATER CIRCUIT PLAT | 1.000 | PC | | | | | | | | | | | | | | | | | | | | | | | | | | | | | | | | | | | | | | | | | | | | | | | | | | | | | | | | |
| Code | Description | Qty | UOM | | | | | | | | | | | | | | | | | | | | | | | | | | | | | | | | | | | | | | | | | | | | | | | | | | | | | | | | | | | | | | | | | | |
| 0H2213A1 | HOOD WATER CIRCUIT PLAT | 1.000 | PC | | | | | | | | | | | | | | | | | | | | | | | | | | | | | | | | | | | | | | | | | | | | | | | | | | | | | | | | | | | | | | | | | | |




| COMPONENT | | | SPARE PART | | | | | | | | | | | | | | | | | | | | | | | | | | | | | | | | | | | | | | | | | | | | | | | | | | | | | | | | | | | | | | | | | | | | | | | | | | | | | | | | | | | | | | |
|-----------|--|---|------------|----------------------------|---|------|-------------|-----|-----|----------|--|-------|----|----------|------------------------------|-------|----|----------|-------------------------------------|-------|----|----------|-----------------------|--------|----|----------|------------------------|-------|----|----------|--------------------|-------|----|----------|--------------------------|-------|----|----------|---------------------------|-------|----|----------|----------|-------|----|----------|---------------------------------------|-------|----|----------|--------------------------------|-------|----|----------|---|-------|----|----------|--|-------|----|----------|--|-------|----|----------|-----------------------------------|-------|----|----------|--------------------------|-------|----|----------|--------------------------------|-------|----|----------|----------------------|-------|----|----------|----------------------------------|-------|----|----------|--|-------|----|
| Code | Description | Image | Code | Description | Kit components | | | | | | | | | | | | | | | | | | | | | | | | | | | | | | | | | | | | | | | | | | | | | | | | | | | | | | | | | | | | | | | | | | | | | | | | | | | | | | | | | | | | |
| VL1166A | BB6-AR6 L FITTING |  | KVL1225A | US HOOD WASHING SYSTEM KIT | <table border="1"> <thead> <tr> <th>Code</th> <th>Description</th> <th>Qty</th> <th>UOM</th> </tr> </thead> <tbody> <tr> <td>EL1450A0</td> <td>US SELF-CLEANING G WATER SOLENOID</td> <td>2.000</td> <td>PC</td> </tr> <tr> <td>GN1526A0</td> <td>INT. D.=6.9 TH=1.8 O-RING</td> <td>5.000</td> <td>PC</td> </tr> <tr> <td>RC1018A0</td> <td>ZINC PLATED D12 ELASTIC CLAMP</td> <td>4.000</td> <td>PC</td> </tr> <tr> <td>RC1019A0</td> <td>D=10 ELASTIC CLAMP</td> <td>16.000</td> <td>PC</td> </tr> <tr> <td>RC1131A0</td> <td>200x2.6 BLACK CLAMP</td> <td>1.000</td> <td>PC</td> </tr> <tr> <td>RC1242A0</td> <td>D=10 CLOSED CAP</td> <td>2.000</td> <td>PC</td> </tr> <tr> <td>TB2821A0</td> <td>EPDM 6X10 L=40MM PIPE</td> <td>6.000</td> <td>PC</td> </tr> <tr> <td>TB2994A0</td> <td>HOOD DETERGENT PIPE</td> <td>2.000</td> <td>PC</td> </tr> <tr> <td>TB3252A0</td> <td>TB3252A0</td> <td>2.000</td> <td>PC</td> </tr> <tr> <td>VI1220A1</td> <td>4,2x12 TCB SELF-TAPPING G SCREW</td> <td>3.000</td> <td>PC</td> </tr> <tr> <td>VL1019A0</td> <td>VIBRATION DETERGENT PUMP</td> <td>1.000</td> <td>PC</td> </tr> <tr> <td>VL1047A1</td> <td>D6 PIPE HOLDER - D8 J.G. TERMINAL</td> <td>1.000</td> <td>PC</td> </tr> <tr> <td>VL1054B0</td> <td>ONE WASHING SYS INLET DISTRIBUTOR</td> <td>1.000</td> <td>PC</td> </tr> <tr> <td>VL1102A1</td> <td>DETERGENT LINE FILTER + BARBED VNR 6 MM</td> <td>1.000</td> <td>PC</td> </tr> <tr> <td>VL1127A1</td> <td>6mm BARBED T-SHAPED FITTING</td> <td>1.000</td> <td>PC</td> </tr> <tr> <td>VL1128A1</td> <td>D6 BARBED CHECK VALVE</td> <td>2.000</td> <td>PC</td> </tr> <tr> <td>VL1165A0</td> <td>BAM-BB6 STRAIGHT FITTING</td> <td>1.000</td> <td>PC</td> </tr> <tr> <td>VL1166A0</td> <td>BB6-AR6 L FITTING</td> <td>2.000</td> <td>PC</td> </tr> <tr> <td>VL1174C0</td> <td>D1.2 MM CALIBRATED D1.2 MM</td> <td>1.000</td> <td>PC</td> </tr> <tr> <td>VL1191A0</td> <td>ONE WASHING DISTRIBUTOR OUTLETS KIT</td> <td>1.000</td> <td>PC</td> </tr> </tbody> </table> | Code | Description | Qty | UOM | EL1450A0 | US SELF-CLEANING G WATER SOLENOID | 2.000 | PC | GN1526A0 | INT. D.=6.9 TH=1.8 O-RING | 5.000 | PC | RC1018A0 | ZINC PLATED D12 ELASTIC CLAMP | 4.000 | PC | RC1019A0 | D=10 ELASTIC CLAMP | 16.000 | PC | RC1131A0 | 200x2.6 BLACK CLAMP | 1.000 | PC | RC1242A0 | D=10 CLOSED CAP | 2.000 | PC | TB2821A0 | EPDM 6X10 L=40MM PIPE | 6.000 | PC | TB2994A0 | HOOD DETERGENT PIPE | 2.000 | PC | TB3252A0 | TB3252A0 | 2.000 | PC | VI1220A1 | 4,2x12 TCB SELF-TAPPING G SCREW | 3.000 | PC | VL1019A0 | VIBRATION DETERGENT PUMP | 1.000 | PC | VL1047A1 | D6 PIPE HOLDER - D8 J.G. TERMINAL | 1.000 | PC | VL1054B0 | ONE WASHING SYS INLET DISTRIBUTOR | 1.000 | PC | VL1102A1 | DETERGENT LINE FILTER + BARBED VNR 6 MM | 1.000 | PC | VL1127A1 | 6mm BARBED T-SHAPED FITTING | 1.000 | PC | VL1128A1 | D6 BARBED CHECK VALVE | 2.000 | PC | VL1165A0 | BAM-BB6 STRAIGHT FITTING | 1.000 | PC | VL1166A0 | BB6-AR6 L FITTING | 2.000 | PC | VL1174C0 | D1.2 MM CALIBRATED D1.2 MM | 1.000 | PC | VL1191A0 | ONE WASHING DISTRIBUTOR OUTLETS KIT | 1.000 | PC |
| Code | Description | Qty | UOM | | | | | | | | | | | | | | | | | | | | | | | | | | | | | | | | | | | | | | | | | | | | | | | | | | | | | | | | | | | | | | | | | | | | | | | | | | | | | | | | | | | | | | |
| EL1450A0 | US SELF-CLEANING G WATER SOLENOID | 2.000 | PC | | | | | | | | | | | | | | | | | | | | | | | | | | | | | | | | | | | | | | | | | | | | | | | | | | | | | | | | | | | | | | | | | | | | | | | | | | | | | | | | | | | | | | |
| GN1526A0 | INT. D.=6.9 TH=1.8 O-RING | 5.000 | PC | | | | | | | | | | | | | | | | | | | | | | | | | | | | | | | | | | | | | | | | | | | | | | | | | | | | | | | | | | | | | | | | | | | | | | | | | | | | | | | | | | | | | | |
| RC1018A0 | ZINC PLATED D12 ELASTIC CLAMP | 4.000 | PC | | | | | | | | | | | | | | | | | | | | | | | | | | | | | | | | | | | | | | | | | | | | | | | | | | | | | | | | | | | | | | | | | | | | | | | | | | | | | | | | | | | | | | |
| RC1019A0 | D=10 ELASTIC CLAMP | 16.000 | PC | | | | | | | | | | | | | | | | | | | | | | | | | | | | | | | | | | | | | | | | | | | | | | | | | | | | | | | | | | | | | | | | | | | | | | | | | | | | | | | | | | | | | | |
| RC1131A0 | 200x2.6 BLACK CLAMP | 1.000 | PC | | | | | | | | | | | | | | | | | | | | | | | | | | | | | | | | | | | | | | | | | | | | | | | | | | | | | | | | | | | | | | | | | | | | | | | | | | | | | | | | | | | | | | |
| RC1242A0 | D=10 CLOSED CAP | 2.000 | PC | | | | | | | | | | | | | | | | | | | | | | | | | | | | | | | | | | | | | | | | | | | | | | | | | | | | | | | | | | | | | | | | | | | | | | | | | | | | | | | | | | | | | | |
| TB2821A0 | EPDM 6X10 L=40MM PIPE | 6.000 | PC | | | | | | | | | | | | | | | | | | | | | | | | | | | | | | | | | | | | | | | | | | | | | | | | | | | | | | | | | | | | | | | | | | | | | | | | | | | | | | | | | | | | | | |
| TB2994A0 | HOOD DETERGENT PIPE | 2.000 | PC | | | | | | | | | | | | | | | | | | | | | | | | | | | | | | | | | | | | | | | | | | | | | | | | | | | | | | | | | | | | | | | | | | | | | | | | | | | | | | | | | | | | | | |
| TB3252A0 | TB3252A0 | 2.000 | PC | | | | | | | | | | | | | | | | | | | | | | | | | | | | | | | | | | | | | | | | | | | | | | | | | | | | | | | | | | | | | | | | | | | | | | | | | | | | | | | | | | | | | | |
| VI1220A1 | 4,2x12 TCB SELF-TAPPING G SCREW | 3.000 | PC | | | | | | | | | | | | | | | | | | | | | | | | | | | | | | | | | | | | | | | | | | | | | | | | | | | | | | | | | | | | | | | | | | | | | | | | | | | | | | | | | | | | | | |
| VL1019A0 | VIBRATION DETERGENT PUMP | 1.000 | PC | | | | | | | | | | | | | | | | | | | | | | | | | | | | | | | | | | | | | | | | | | | | | | | | | | | | | | | | | | | | | | | | | | | | | | | | | | | | | | | | | | | | | | |
| VL1047A1 | D6 PIPE HOLDER - D8 J.G. TERMINAL | 1.000 | PC | | | | | | | | | | | | | | | | | | | | | | | | | | | | | | | | | | | | | | | | | | | | | | | | | | | | | | | | | | | | | | | | | | | | | | | | | | | | | | | | | | | | | | |
| VL1054B0 | ONE WASHING SYS INLET DISTRIBUTOR | 1.000 | PC | | | | | | | | | | | | | | | | | | | | | | | | | | | | | | | | | | | | | | | | | | | | | | | | | | | | | | | | | | | | | | | | | | | | | | | | | | | | | | | | | | | | | | |
| VL1102A1 | DETERGENT LINE FILTER + BARBED VNR 6 MM | 1.000 | PC | | | | | | | | | | | | | | | | | | | | | | | | | | | | | | | | | | | | | | | | | | | | | | | | | | | | | | | | | | | | | | | | | | | | | | | | | | | | | | | | | | | | | | |
| VL1127A1 | 6mm BARBED T-SHAPED FITTING | 1.000 | PC | | | | | | | | | | | | | | | | | | | | | | | | | | | | | | | | | | | | | | | | | | | | | | | | | | | | | | | | | | | | | | | | | | | | | | | | | | | | | | | | | | | | | | |
| VL1128A1 | D6 BARBED CHECK VALVE | 2.000 | PC | | | | | | | | | | | | | | | | | | | | | | | | | | | | | | | | | | | | | | | | | | | | | | | | | | | | | | | | | | | | | | | | | | | | | | | | | | | | | | | | | | | | | | |
| VL1165A0 | BAM-BB6 STRAIGHT FITTING | 1.000 | PC | | | | | | | | | | | | | | | | | | | | | | | | | | | | | | | | | | | | | | | | | | | | | | | | | | | | | | | | | | | | | | | | | | | | | | | | | | | | | | | | | | | | | | |
| VL1166A0 | BB6-AR6 L FITTING | 2.000 | PC | | | | | | | | | | | | | | | | | | | | | | | | | | | | | | | | | | | | | | | | | | | | | | | | | | | | | | | | | | | | | | | | | | | | | | | | | | | | | | | | | | | | | | |
| VL1174C0 | D1.2 MM CALIBRATED D1.2 MM | 1.000 | PC | | | | | | | | | | | | | | | | | | | | | | | | | | | | | | | | | | | | | | | | | | | | | | | | | | | | | | | | | | | | | | | | | | | | | | | | | | | | | | | | | | | | | | |
| VL1191A0 | ONE WASHING DISTRIBUTOR OUTLETS KIT | 1.000 | PC | | | | | | | | | | | | | | | | | | | | | | | | | | | | | | | | | | | | | | | | | | | | | | | | | | | | | | | | | | | | | | | | | | | | | | | | | | | | | | | | | | | | | | |

| COMPONENT | | | SPARE PART | | | | | | | | | | | | | | | | | | | | | | | | | | | | | | | | | | | | | | | | | | | | | | | | | | | | | | | | | | | |
|-----------|---------------------------------------|--|------------|----------------------------|---|------|-------------|---------------------------|-------|----------|--------------------------------|---------------------------|-------|----------|------------------------------------|--------------------------|-------|----------|------------------------------------|-------------------------------|-------|----|----------|--------------------|--------|----|----------|-----------------|-------|----|----------|-----------------------|-------|----|----------|---------------------------------|-------|----|----------|--------------------------------|-------|----|----------|--------------------------------------|-------|----|----------|--------------------------------|-------|----|----------|--------------------------|-------|----|----------|-----------------------------------|-------|----|----------|-----------------------------------|-------|----|
| Code | Description | Image | Code | Description | Kit components | | | | | | | | | | | | | | | | | | | | | | | | | | | | | | | | | | | | | | | | | | | | | | | | | | | | | | | | | |
| VL1166A | BB6-AR6 L FITTING |  | KVL1225A | US HOOD WASHING SYSTEM KIT | <table border="1"> <thead> <tr> <th>Code</th> <th>Description</th> <th>Qty</th> <th>UOM</th> </tr> </thead> <tbody> <tr> <td>VL1214A0</td> <td>BAYONET - 6mm BARBED NRV VALVE</td> <td>1.000</td> <td>PC</td> </tr> <tr> <td>VM1605A0</td> <td>CLIP TWIST LOCK DIAM. 10,2-12,7 MM</td> <td>2.000</td> <td>PC</td> </tr> <tr> <td>VM2172A0</td> <td>LOCKING CLIP FOR PUMP WITH CIRCUIT</td> <td>3.000</td> <td>PC</td> </tr> </tbody> </table> | Code | Description | Qty | UOM | VL1214A0 | BAYONET - 6mm BARBED NRV VALVE | 1.000 | PC | VM1605A0 | CLIP TWIST LOCK DIAM. 10,2-12,7 MM | 2.000 | PC | VM2172A0 | LOCKING CLIP FOR PUMP WITH CIRCUIT | 3.000 | PC | | | | | | | | | | | | | | | | | | | | | | | | | | | | | | | | | | | | | | | | | |
| | | | Code | | Description | Qty | UOM | | | | | | | | | | | | | | | | | | | | | | | | | | | | | | | | | | | | | | | | | | | | | | | | | | | | | | | |
| VL1214A0 | BAYONET - 6mm BARBED NRV VALVE | 1.000 | PC | | | | | | | | | | | | | | | | | | | | | | | | | | | | | | | | | | | | | | | | | | | | | | | | | | | | | | | | | | | |
| VM1605A0 | CLIP TWIST LOCK DIAM. 10,2-12,7 MM | 2.000 | PC | | | | | | | | | | | | | | | | | | | | | | | | | | | | | | | | | | | | | | | | | | | | | | | | | | | | | | | | | | | |
| VM2172A0 | LOCKING CLIP FOR PUMP WITH CIRCUIT | 3.000 | PC | | | | | | | | | | | | | | | | | | | | | | | | | | | | | | | | | | | | | | | | | | | | | | | | | | | | | | | | | | | |
| KVL1222A | EUR 0311 ONE PLUS CLEANING SYSTEM KIT | <table border="1"> <thead> <tr> <th>Code</th> <th>Description</th> <th>Qty</th> <th>UOM</th> </tr> </thead> <tbody> <tr> <td>0H2486A0</td> <td>0311 WASHING CIRCUIT PLAT</td> <td>1.000</td> <td>PC</td> </tr> <tr> <td>EL1440A0</td> <td>WATER SELF CLEANING VALVE</td> <td>1.000</td> <td>PC</td> </tr> <tr> <td>GN1526A0</td> <td>INT. D.=6.9 TH=1.8 O-RIN</td> <td>3.000</td> <td>PC</td> </tr> <tr> <td>RC1018A0</td> <td>ZINC PLATED D12 ELASTIC CLAMP</td> <td>1.000</td> <td>PC</td> </tr> <tr> <td>RC1019A0</td> <td>D=10 ELASTIC CLAMP</td> <td>14.000</td> <td>PC</td> </tr> <tr> <td>RC1242A0</td> <td>D=10 CLOSED CAP</td> <td>2.000</td> <td>PC</td> </tr> <tr> <td>TB2821A0</td> <td>EPDM 6X10 L=40MM PIPE</td> <td>6.000</td> <td>PC</td> </tr> <tr> <td>TB3004A0</td> <td>TB2820A L=550mm EPDM BLACK PIPE</td> <td>1.000</td> <td>PC</td> </tr> <tr> <td>TB3009B0</td> <td>TB3132A-ONE OVEN WASHING INLET</td> <td>1.000</td> <td>PC</td> </tr> <tr> <td>TB3225B0</td> <td>TB2820A-TAN K-WASHYNG SYS CONNECTION</td> <td>1.000</td> <td>PC</td> </tr> <tr> <td>V11220A1</td> <td>4,2x12 TCB SELF-TAPPIN G SCREW</td> <td>4.000</td> <td>PC</td> </tr> <tr> <td>VL1019A0</td> <td>VIBRATION DETERGENT PUMP</td> <td>1.000</td> <td>PC</td> </tr> <tr> <td>VL1047A1</td> <td>D6 PIPE HOLDER - D8 J.G. TERMINAL</td> <td>1.000</td> <td>PC</td> </tr> <tr> <td>VL1054B0</td> <td>ONE WASHING SYS INLET DISTRIBUTOR</td> <td>1.000</td> <td>PC</td> </tr> </tbody> </table> | Code | Description | Qty | UOM | 0H2486A0 | 0311 WASHING CIRCUIT PLAT | 1.000 | PC | EL1440A0 | WATER SELF CLEANING VALVE | 1.000 | PC | GN1526A0 | INT. D.=6.9 TH=1.8 O-RIN | 3.000 | PC | RC1018A0 | ZINC PLATED D12 ELASTIC CLAMP | 1.000 | PC | RC1019A0 | D=10 ELASTIC CLAMP | 14.000 | PC | RC1242A0 | D=10 CLOSED CAP | 2.000 | PC | TB2821A0 | EPDM 6X10 L=40MM PIPE | 6.000 | PC | TB3004A0 | TB2820A L=550mm EPDM BLACK PIPE | 1.000 | PC | TB3009B0 | TB3132A-ONE OVEN WASHING INLET | 1.000 | PC | TB3225B0 | TB2820A-TAN K-WASHYNG SYS CONNECTION | 1.000 | PC | V11220A1 | 4,2x12 TCB SELF-TAPPIN G SCREW | 4.000 | PC | VL1019A0 | VIBRATION DETERGENT PUMP | 1.000 | PC | VL1047A1 | D6 PIPE HOLDER - D8 J.G. TERMINAL | 1.000 | PC | VL1054B0 | ONE WASHING SYS INLET DISTRIBUTOR | 1.000 | PC |
| Code | Description | Qty | UOM | | | | | | | | | | | | | | | | | | | | | | | | | | | | | | | | | | | | | | | | | | | | | | | | | | | | | | | | | | | |
| 0H2486A0 | 0311 WASHING CIRCUIT PLAT | 1.000 | PC | | | | | | | | | | | | | | | | | | | | | | | | | | | | | | | | | | | | | | | | | | | | | | | | | | | | | | | | | | | |
| EL1440A0 | WATER SELF CLEANING VALVE | 1.000 | PC | | | | | | | | | | | | | | | | | | | | | | | | | | | | | | | | | | | | | | | | | | | | | | | | | | | | | | | | | | | |
| GN1526A0 | INT. D.=6.9 TH=1.8 O-RIN | 3.000 | PC | | | | | | | | | | | | | | | | | | | | | | | | | | | | | | | | | | | | | | | | | | | | | | | | | | | | | | | | | | | |
| RC1018A0 | ZINC PLATED D12 ELASTIC CLAMP | 1.000 | PC | | | | | | | | | | | | | | | | | | | | | | | | | | | | | | | | | | | | | | | | | | | | | | | | | | | | | | | | | | | |
| RC1019A0 | D=10 ELASTIC CLAMP | 14.000 | PC | | | | | | | | | | | | | | | | | | | | | | | | | | | | | | | | | | | | | | | | | | | | | | | | | | | | | | | | | | | |
| RC1242A0 | D=10 CLOSED CAP | 2.000 | PC | | | | | | | | | | | | | | | | | | | | | | | | | | | | | | | | | | | | | | | | | | | | | | | | | | | | | | | | | | | |
| TB2821A0 | EPDM 6X10 L=40MM PIPE | 6.000 | PC | | | | | | | | | | | | | | | | | | | | | | | | | | | | | | | | | | | | | | | | | | | | | | | | | | | | | | | | | | | |
| TB3004A0 | TB2820A L=550mm EPDM BLACK PIPE | 1.000 | PC | | | | | | | | | | | | | | | | | | | | | | | | | | | | | | | | | | | | | | | | | | | | | | | | | | | | | | | | | | | |
| TB3009B0 | TB3132A-ONE OVEN WASHING INLET | 1.000 | PC | | | | | | | | | | | | | | | | | | | | | | | | | | | | | | | | | | | | | | | | | | | | | | | | | | | | | | | | | | | |
| TB3225B0 | TB2820A-TAN K-WASHYNG SYS CONNECTION | 1.000 | PC | | | | | | | | | | | | | | | | | | | | | | | | | | | | | | | | | | | | | | | | | | | | | | | | | | | | | | | | | | | |
| V11220A1 | 4,2x12 TCB SELF-TAPPIN G SCREW | 4.000 | PC | | | | | | | | | | | | | | | | | | | | | | | | | | | | | | | | | | | | | | | | | | | | | | | | | | | | | | | | | | | |
| VL1019A0 | VIBRATION DETERGENT PUMP | 1.000 | PC | | | | | | | | | | | | | | | | | | | | | | | | | | | | | | | | | | | | | | | | | | | | | | | | | | | | | | | | | | | |
| VL1047A1 | D6 PIPE HOLDER - D8 J.G. TERMINAL | 1.000 | PC | | | | | | | | | | | | | | | | | | | | | | | | | | | | | | | | | | | | | | | | | | | | | | | | | | | | | | | | | | | |
| VL1054B0 | ONE WASHING SYS INLET DISTRIBUTOR | 1.000 | PC | | | | | | | | | | | | | | | | | | | | | | | | | | | | | | | | | | | | | | | | | | | | | | | | | | | | | | | | | | | |





| COMPONENT | | | SPARE PART | | | | | | | | | | | | | | | | | | | | | | | | | | | | | | | | | | | | | | | | | | | | | | | | | | | | | | |
|-----------|---|---|------------|---------------------------------------|---|------|-------------|-----|-----|----------|---|-------|----|----------|---------------------------------|-------|----|----------|--|-------|----|----------|----------------------------|-------|----|----------|-------------------------------------|-------|----|----------|--------------------------------|--------|----|----------|------------------------------------|-------|----|----------|---------------------|-------|----|----------|-----------------|-------|----|----------|---|-------|----|----------|-----------------------|-------|----|----------|---------------------------------|-------|----|
| Code | Description | Image | Code | Description | Kit components | | | | | | | | | | | | | | | | | | | | | | | | | | | | | | | | | | | | | | | | | | | | | | | | | | | | |
| VL1166A | BB6-AR6 L FITTING |  | KVL1222A | EUR 0311 ONE PLUS CLEANING SYSTEM KIT | <table border="1"> <thead> <tr> <th>Code</th> <th>Description</th> <th>Qty</th> <th>UOM</th> </tr> </thead> <tbody> <tr> <td>VL1102A1</td> <td>DETERGENT LINE FILTER + BARBED VNR 6 MM</td> <td>1.000</td> <td>PC</td> </tr> <tr> <td>VL1128A1</td> <td>D6 BARBED CHECK VALVE</td> <td>2.000</td> <td>PC</td> </tr> <tr> <td>VL1166A0</td> <td>BB6-AR6 L FITTING</td> <td>1.000</td> <td>PC</td> </tr> <tr> <td>VL1174C0</td> <td>D1.2 MM CALIBRATED D1.2 MM</td> <td>1.000</td> <td>PC</td> </tr> <tr> <td>VL1191A0</td> <td>ONE WASHING DISTRIBUTOR OUTLETS KIT</td> <td>1.000</td> <td>PC</td> </tr> <tr> <td>VL1214A0</td> <td>BAYONET - 6mm BARBED NRV VALVE</td> <td>1.000</td> <td>PC</td> </tr> <tr> <td>VM2172A0</td> <td>LOCKING CLIP FOR PUMP WITH CIRCUIT</td> <td>2.000</td> <td>PC</td> </tr> </tbody> </table> | Code | Description | Qty | UOM | VL1102A1 | DETERGENT LINE FILTER + BARBED VNR 6 MM | 1.000 | PC | VL1128A1 | D6 BARBED CHECK VALVE | 2.000 | PC | VL1166A0 | BB6-AR6 L FITTING | 1.000 | PC | VL1174C0 | D1.2 MM CALIBRATED D1.2 MM | 1.000 | PC | VL1191A0 | ONE WASHING DISTRIBUTOR OUTLETS KIT | 1.000 | PC | VL1214A0 | BAYONET - 6mm BARBED NRV VALVE | 1.000 | PC | VM2172A0 | LOCKING CLIP FOR PUMP WITH CIRCUIT | 2.000 | PC | | | | | | | | | | | | | | | | | | | | |
| Code | Description | Qty | UOM | | | | | | | | | | | | | | | | | | | | | | | | | | | | | | | | | | | | | | | | | | | | | | | | | | | | | | |
| VL1102A1 | DETERGENT LINE FILTER + BARBED VNR 6 MM | 1.000 | PC | | | | | | | | | | | | | | | | | | | | | | | | | | | | | | | | | | | | | | | | | | | | | | | | | | | | | | |
| VL1128A1 | D6 BARBED CHECK VALVE | 2.000 | PC | | | | | | | | | | | | | | | | | | | | | | | | | | | | | | | | | | | | | | | | | | | | | | | | | | | | | | |
| VL1166A0 | BB6-AR6 L FITTING | 1.000 | PC | | | | | | | | | | | | | | | | | | | | | | | | | | | | | | | | | | | | | | | | | | | | | | | | | | | | | | |
| VL1174C0 | D1.2 MM CALIBRATED D1.2 MM | 1.000 | PC | | | | | | | | | | | | | | | | | | | | | | | | | | | | | | | | | | | | | | | | | | | | | | | | | | | | | | |
| VL1191A0 | ONE WASHING DISTRIBUTOR OUTLETS KIT | 1.000 | PC | | | | | | | | | | | | | | | | | | | | | | | | | | | | | | | | | | | | | | | | | | | | | | | | | | | | | | |
| VL1214A0 | BAYONET - 6mm BARBED NRV VALVE | 1.000 | PC | | | | | | | | | | | | | | | | | | | | | | | | | | | | | | | | | | | | | | | | | | | | | | | | | | | | | | |
| VM2172A0 | LOCKING CLIP FOR PUMP WITH CIRCUIT | 2.000 | PC | | | | | | | | | | | | | | | | | | | | | | | | | | | | | | | | | | | | | | | | | | | | | | | | | | | | | | |
| | | | KVL1213A | US PLUS COMPACT WASHING SYSTEM KIT | <table border="1"> <thead> <tr> <th>Code</th> <th>Description</th> <th>Qty</th> <th>UOM</th> </tr> </thead> <tbody> <tr> <td>0H2428A2</td> <td>XECC PLUS WASHING CIRCUIT PLAT</td> <td>1.000</td> <td>PC</td> </tr> <tr> <td>EL1450A0</td> <td>US SELF-CLEANING WATER SOLENOID</td> <td>3.000</td> <td>PC</td> </tr> <tr> <td>GN1312A0</td> <td>RUBBER CABLE-PASSING DE=26 DI=15 SP=10</td> <td>1.000</td> <td>PC</td> </tr> <tr> <td>GN1526A0</td> <td>INT. D.=6.9 TH=1.8 O-RING</td> <td>7.000</td> <td>PC</td> </tr> <tr> <td>RC1018A0</td> <td>ZINC PLATED D12 ELASTIC CLAMP</td> <td>2.000</td> <td>PC</td> </tr> <tr> <td>RC1019A0</td> <td>D=10 ELASTIC CLAMP</td> <td>14.000</td> <td>PC</td> </tr> <tr> <td>RC1130A0</td> <td>130x2.6 CLAMP</td> <td>1.000</td> <td>PC</td> </tr> <tr> <td>RC1131A0</td> <td>200x2.6 BLACK CLAMP</td> <td>1.000</td> <td>PC</td> </tr> <tr> <td>RC1242A0</td> <td>D=10 CLOSED CAP</td> <td>2.000</td> <td>PC</td> </tr> <tr> <td>RC1356A0</td> <td>"STRAIGHT THREADED FEMALE END 8x1/4" BS</td> <td>1.000</td> <td>PC</td> </tr> <tr> <td>TB2821A0</td> <td>EPDM 6X10 L=40MM PIPE</td> <td>6.000</td> <td>PC</td> </tr> <tr> <td>TB3004A0</td> <td>TB2820A L=550mm EPDM BLACK PIPE</td> <td>1.000</td> <td>PC</td> </tr> </tbody> </table> | Code | Description | Qty | UOM | 0H2428A2 | XECC PLUS WASHING CIRCUIT PLAT | 1.000 | PC | EL1450A0 | US SELF-CLEANING WATER SOLENOID | 3.000 | PC | GN1312A0 | RUBBER CABLE-PASSING DE=26 DI=15 SP=10 | 1.000 | PC | GN1526A0 | INT. D.=6.9 TH=1.8 O-RING | 7.000 | PC | RC1018A0 | ZINC PLATED D12 ELASTIC CLAMP | 2.000 | PC | RC1019A0 | D=10 ELASTIC CLAMP | 14.000 | PC | RC1130A0 | 130x2.6 CLAMP | 1.000 | PC | RC1131A0 | 200x2.6 BLACK CLAMP | 1.000 | PC | RC1242A0 | D=10 CLOSED CAP | 2.000 | PC | RC1356A0 | "STRAIGHT THREADED FEMALE END 8x1/4" BS | 1.000 | PC | TB2821A0 | EPDM 6X10 L=40MM PIPE | 6.000 | PC | TB3004A0 | TB2820A L=550mm EPDM BLACK PIPE | 1.000 | PC |
| Code | Description | Qty | UOM | | | | | | | | | | | | | | | | | | | | | | | | | | | | | | | | | | | | | | | | | | | | | | | | | | | | | | |
| 0H2428A2 | XECC PLUS WASHING CIRCUIT PLAT | 1.000 | PC | | | | | | | | | | | | | | | | | | | | | | | | | | | | | | | | | | | | | | | | | | | | | | | | | | | | | | |
| EL1450A0 | US SELF-CLEANING WATER SOLENOID | 3.000 | PC | | | | | | | | | | | | | | | | | | | | | | | | | | | | | | | | | | | | | | | | | | | | | | | | | | | | | | |
| GN1312A0 | RUBBER CABLE-PASSING DE=26 DI=15 SP=10 | 1.000 | PC | | | | | | | | | | | | | | | | | | | | | | | | | | | | | | | | | | | | | | | | | | | | | | | | | | | | | | |
| GN1526A0 | INT. D.=6.9 TH=1.8 O-RING | 7.000 | PC | | | | | | | | | | | | | | | | | | | | | | | | | | | | | | | | | | | | | | | | | | | | | | | | | | | | | | |
| RC1018A0 | ZINC PLATED D12 ELASTIC CLAMP | 2.000 | PC | | | | | | | | | | | | | | | | | | | | | | | | | | | | | | | | | | | | | | | | | | | | | | | | | | | | | | |
| RC1019A0 | D=10 ELASTIC CLAMP | 14.000 | PC | | | | | | | | | | | | | | | | | | | | | | | | | | | | | | | | | | | | | | | | | | | | | | | | | | | | | | |
| RC1130A0 | 130x2.6 CLAMP | 1.000 | PC | | | | | | | | | | | | | | | | | | | | | | | | | | | | | | | | | | | | | | | | | | | | | | | | | | | | | | |
| RC1131A0 | 200x2.6 BLACK CLAMP | 1.000 | PC | | | | | | | | | | | | | | | | | | | | | | | | | | | | | | | | | | | | | | | | | | | | | | | | | | | | | | |
| RC1242A0 | D=10 CLOSED CAP | 2.000 | PC | | | | | | | | | | | | | | | | | | | | | | | | | | | | | | | | | | | | | | | | | | | | | | | | | | | | | | |
| RC1356A0 | "STRAIGHT THREADED FEMALE END 8x1/4" BS | 1.000 | PC | | | | | | | | | | | | | | | | | | | | | | | | | | | | | | | | | | | | | | | | | | | | | | | | | | | | | | |
| TB2821A0 | EPDM 6X10 L=40MM PIPE | 6.000 | PC | | | | | | | | | | | | | | | | | | | | | | | | | | | | | | | | | | | | | | | | | | | | | | | | | | | | | | |
| TB3004A0 | TB2820A L=550mm EPDM BLACK PIPE | 1.000 | PC | | | | | | | | | | | | | | | | | | | | | | | | | | | | | | | | | | | | | | | | | | | | | | | | | | | | | | |




| COMPONENT | | | SPARE PART | | | | | | | | | | | | | | | | | | | | | | | | | | | | | | | | | | | | | | | | | | | | | | | | | | | | | | | | | | |
|-----------|--|---|------------|--------------------------------------|--|------|-------------|-----|-----|----------|--|-------|----|----------|---------------------------------|-------|----|----------|--|-------|----|----------|---|-------|----|----------|--|-------|----|----------|-------------------------------------|-------|----|----------|--|-------|----|----------|--------------------------|-------|----|----------|--------------------------------|-------|----|----------|----------------------|-------|----|----------|----------------------------------|-------|----|----------|---------------------------------------|-------|----|----------|--|-------|----|
| Code | Description | Image | Code | Description | Kit components | | | | | | | | | | | | | | | | | | | | | | | | | | | | | | | | | | | | | | | | | | | | | | | | | | | | | | | | |
| VL1166A | BB6-AR6 L FITTING |  | KVL1213A | US PLUS COMPACT WASHING SYSTEM KIT | <table border="1"> <thead> <tr> <th>Code</th> <th>Description</th> <th>Qty</th> <th>UOM</th> </tr> </thead> <tbody> <tr> <td>TB3005B0</td> <td>TB3132A L=550mm EPDM WHITE-BLUE PIPE</td> <td>1.000</td> <td>PC</td> </tr> <tr> <td>TB3469A0</td> <td></td> <td>1.000</td> <td>PC</td> </tr> <tr> <td>VL1019A0</td> <td>VIBRATION DETERGENT PUMP</td> <td>1.000</td> <td>PC</td> </tr> <tr> <td>VL1047A1</td> <td>D6 PIPE HOLDER - D8 J.G. TERMINAL</td> <td>1.000</td> <td>PC</td> </tr> <tr> <td>VL1054B0</td> <td>ONE WASHING SYS INLET DISTRIBUTOR</td> <td>1.000</td> <td>PC</td> </tr> <tr> <td>VL1065A1</td> <td>1/4 MALE N.O. PRESSURE SWITCH</td> <td>1.000</td> <td>PC</td> </tr> <tr> <td>VL1102A1</td> <td>DETERGENT LINE FILTER + BARBED VNR 6 MM</td> <td>1.000</td> <td>PC</td> </tr> <tr> <td>VL1128A1</td> <td>D6 BARBED CHECK VALVE</td> <td>2.000</td> <td>PC</td> </tr> <tr> <td>VL1165A0</td> <td>BAM-BB6 STRAIGHT FITTING</td> <td>1.000</td> <td>PC</td> </tr> <tr> <td>VL1166A0</td> <td>BB6-AR6 L FITTING</td> <td>3.000</td> <td>PC</td> </tr> <tr> <td>VL1174C0</td> <td>D1.2 MM CALIBRATED D1.2 MM</td> <td>1.000</td> <td>PC</td> </tr> <tr> <td>VL1185A0</td> <td>2 WAYS PLUS WASHING DISTRIBUTOR</td> <td>1.000</td> <td>PC</td> </tr> <tr> <td>VM2172A0</td> <td>LOCKING CLIP FOR PUMP WITH CIRCUIT</td> <td>6.000</td> <td>PC</td> </tr> </tbody> </table> | Code | Description | Qty | UOM | TB3005B0 | TB3132A L=550mm EPDM WHITE-BLUE PIPE | 1.000 | PC | TB3469A0 | | 1.000 | PC | VL1019A0 | VIBRATION DETERGENT PUMP | 1.000 | PC | VL1047A1 | D6 PIPE HOLDER - D8 J.G. TERMINAL | 1.000 | PC | VL1054B0 | ONE WASHING SYS INLET DISTRIBUTOR | 1.000 | PC | VL1065A1 | 1/4 MALE N.O. PRESSURE SWITCH | 1.000 | PC | VL1102A1 | DETERGENT LINE FILTER + BARBED VNR 6 MM | 1.000 | PC | VL1128A1 | D6 BARBED CHECK VALVE | 2.000 | PC | VL1165A0 | BAM-BB6 STRAIGHT FITTING | 1.000 | PC | VL1166A0 | BB6-AR6 L FITTING | 3.000 | PC | VL1174C0 | D1.2 MM CALIBRATED D1.2 MM | 1.000 | PC | VL1185A0 | 2 WAYS PLUS WASHING DISTRIBUTOR | 1.000 | PC | VM2172A0 | LOCKING CLIP FOR PUMP WITH CIRCUIT | 6.000 | PC |
| Code | Description | Qty | UOM | | | | | | | | | | | | | | | | | | | | | | | | | | | | | | | | | | | | | | | | | | | | | | | | | | | | | | | | | | |
| TB3005B0 | TB3132A L=550mm EPDM WHITE-BLUE PIPE | 1.000 | PC | | | | | | | | | | | | | | | | | | | | | | | | | | | | | | | | | | | | | | | | | | | | | | | | | | | | | | | | | | |
| TB3469A0 | | 1.000 | PC | | | | | | | | | | | | | | | | | | | | | | | | | | | | | | | | | | | | | | | | | | | | | | | | | | | | | | | | | | |
| VL1019A0 | VIBRATION DETERGENT PUMP | 1.000 | PC | | | | | | | | | | | | | | | | | | | | | | | | | | | | | | | | | | | | | | | | | | | | | | | | | | | | | | | | | | |
| VL1047A1 | D6 PIPE HOLDER - D8 J.G. TERMINAL | 1.000 | PC | | | | | | | | | | | | | | | | | | | | | | | | | | | | | | | | | | | | | | | | | | | | | | | | | | | | | | | | | | |
| VL1054B0 | ONE WASHING SYS INLET DISTRIBUTOR | 1.000 | PC | | | | | | | | | | | | | | | | | | | | | | | | | | | | | | | | | | | | | | | | | | | | | | | | | | | | | | | | | | |
| VL1065A1 | 1/4 MALE N.O. PRESSURE SWITCH | 1.000 | PC | | | | | | | | | | | | | | | | | | | | | | | | | | | | | | | | | | | | | | | | | | | | | | | | | | | | | | | | | | |
| VL1102A1 | DETERGENT LINE FILTER + BARBED VNR 6 MM | 1.000 | PC | | | | | | | | | | | | | | | | | | | | | | | | | | | | | | | | | | | | | | | | | | | | | | | | | | | | | | | | | | |
| VL1128A1 | D6 BARBED CHECK VALVE | 2.000 | PC | | | | | | | | | | | | | | | | | | | | | | | | | | | | | | | | | | | | | | | | | | | | | | | | | | | | | | | | | | |
| VL1165A0 | BAM-BB6 STRAIGHT FITTING | 1.000 | PC | | | | | | | | | | | | | | | | | | | | | | | | | | | | | | | | | | | | | | | | | | | | | | | | | | | | | | | | | | |
| VL1166A0 | BB6-AR6 L FITTING | 3.000 | PC | | | | | | | | | | | | | | | | | | | | | | | | | | | | | | | | | | | | | | | | | | | | | | | | | | | | | | | | | | |
| VL1174C0 | D1.2 MM CALIBRATED D1.2 MM | 1.000 | PC | | | | | | | | | | | | | | | | | | | | | | | | | | | | | | | | | | | | | | | | | | | | | | | | | | | | | | | | | | |
| VL1185A0 | 2 WAYS PLUS WASHING DISTRIBUTOR | 1.000 | PC | | | | | | | | | | | | | | | | | | | | | | | | | | | | | | | | | | | | | | | | | | | | | | | | | | | | | | | | | | |
| VM2172A0 | LOCKING CLIP FOR PUMP WITH CIRCUIT | 6.000 | PC | | | | | | | | | | | | | | | | | | | | | | | | | | | | | | | | | | | | | | | | | | | | | | | | | | | | | | | | | | |
| | | | KVL1212A | EUR COMPACT PLUS CLEANING SYSTEM KIT | <table border="1"> <thead> <tr> <th>Code</th> <th>Description</th> <th>Qty</th> <th>UOM</th> </tr> </thead> <tbody> <tr> <td>0H2428A2</td> <td>XECC PLUS WASHING CIRCUIT PLAT</td> <td>1.000</td> <td>PC</td> </tr> <tr> <td>EL1440A0</td> <td>WATER SELF CLEANING VALVE</td> <td>3.000</td> <td>PC</td> </tr> <tr> <td>GN1312A0</td> <td>RUBBER CABLE-PASSI NG DE=26 DI=15 SP=10</td> <td>1.000</td> <td>PC</td> </tr> <tr> <td>GN1526A0</td> <td>INT. D.=6.9 TH=1.8 O-RIN</td> <td>7.000</td> <td>PC</td> </tr> </tbody> </table> | Code | Description | Qty | UOM | 0H2428A2 | XECC PLUS WASHING CIRCUIT PLAT | 1.000 | PC | EL1440A0 | WATER SELF CLEANING VALVE | 3.000 | PC | GN1312A0 | RUBBER CABLE-PASSI NG DE=26 DI=15 SP=10 | 1.000 | PC | GN1526A0 | INT. D.=6.9 TH=1.8 O-RIN | 7.000 | PC | | | | | | | | | | | | | | | | | | | | | | | | | | | | | | | | | | | | |
| Code | Description | Qty | UOM | | | | | | | | | | | | | | | | | | | | | | | | | | | | | | | | | | | | | | | | | | | | | | | | | | | | | | | | | | |
| 0H2428A2 | XECC PLUS WASHING CIRCUIT PLAT | 1.000 | PC | | | | | | | | | | | | | | | | | | | | | | | | | | | | | | | | | | | | | | | | | | | | | | | | | | | | | | | | | | |
| EL1440A0 | WATER SELF CLEANING VALVE | 3.000 | PC | | | | | | | | | | | | | | | | | | | | | | | | | | | | | | | | | | | | | | | | | | | | | | | | | | | | | | | | | | |
| GN1312A0 | RUBBER CABLE-PASSI NG DE=26 DI=15 SP=10 | 1.000 | PC | | | | | | | | | | | | | | | | | | | | | | | | | | | | | | | | | | | | | | | | | | | | | | | | | | | | | | | | | | |
| GN1526A0 | INT. D.=6.9 TH=1.8 O-RIN | 7.000 | PC | | | | | | | | | | | | | | | | | | | | | | | | | | | | | | | | | | | | | | | | | | | | | | | | | | | | | | | | | | |




| COMPONENT | | | SPARE PART | | | | | | | | | | | | | | | | | | | | | | | | | | | | | | | | | | | | | | | | | | | | | | | | | | | | | | | | | | | | | | | | | | | | | | | | | | | | | | | | | | |
|-----------|---|---|------------|--------------------------------------|--|------|-------------|-----|-----|----------|-------------------------------|-------|----|----------|--------------------|--------|----|----------|--------------|-------|----|----------|---------------------|-------|----|----------|-----------------|-------|----|----------|---|-------|----|----------|-----------------------|-------|----|----------|---------------------------------|-------|----|----------|--------------------------------------|-------|----|----------|--|-------|----|----------|--------------------------|-------|----|----------|-----------------------------------|-------|----|----------|-----------------------------------|-------|----|----------|-------------------------------|-------|----|----------|---|-------|----|----------|-----------------------|-------|----|----------|--------------------------|-------|----|----------|-------------------|-------|----|----------|----------------------------|-------|----|
| Code | Description | Image | Code | Description | Kit components | | | | | | | | | | | | | | | | | | | | | | | | | | | | | | | | | | | | | | | | | | | | | | | | | | | | | | | | | | | | | | | | | | | | | | | | | | | | | | | | |
| VL1166A | BB6-AR6 L FITTING |  | KVL1212A | EUR COMPACT PLUS CLEANING SYSTEM KIT | <table border="1"> <thead> <tr> <th>Code</th> <th>Description</th> <th>Qty</th> <th>UOM</th> </tr> </thead> <tbody> <tr> <td>RC1018A0</td> <td>ZINC PLATED D12 ELASTIC CLAMP</td> <td>2.000</td> <td>PC</td> </tr> <tr> <td>RC1019A0</td> <td>D=10 ELASTIC CLAMP</td> <td>14.000</td> <td>PC</td> </tr> <tr> <td>RC1130A0</td> <td>130x2,6 CLAM</td> <td>1.000</td> <td>PC</td> </tr> <tr> <td>RC1131A0</td> <td>200x2,6 BLACK CLAMP</td> <td>1.000</td> <td>PC</td> </tr> <tr> <td>RC1242A0</td> <td>D=10 CLOSED CAP</td> <td>2.000</td> <td>PC</td> </tr> <tr> <td>RC1356A0</td> <td>"STRAIGHT THREADED FEMALE END 8x1/4" BS</td> <td>1.000</td> <td>PC</td> </tr> <tr> <td>TB2821A0</td> <td>EPDM 6X10 L=40MM PIPE</td> <td>6.000</td> <td>PC</td> </tr> <tr> <td>TB3004A0</td> <td>TB2820A L=550mm EPDM BLACK PIPE</td> <td>2.000</td> <td>PC</td> </tr> <tr> <td>TB3005B0</td> <td>TB3132A L=550mm EPDM WHITE-BLUE PIPE</td> <td>1.000</td> <td>PC</td> </tr> <tr> <td>TB3469A0</td> <td></td> <td>1.000</td> <td>PC</td> </tr> <tr> <td>VL1019A0</td> <td>VIBRATION DETERGENT PUMP</td> <td>1.000</td> <td>PC</td> </tr> <tr> <td>VL1047A1</td> <td>D6 PIPE HOLDER - D6 J.G. TERMINAL</td> <td>1.000</td> <td>PC</td> </tr> <tr> <td>VL1054B0</td> <td>ONE WASHING SYS INLET DISTRIBUTOR</td> <td>1.000</td> <td>PC</td> </tr> <tr> <td>VL1065A1</td> <td>1/4 MALE N.O. PRESSURE SWITCH</td> <td>1.000</td> <td>PC</td> </tr> <tr> <td>VL1102A1</td> <td>DETERGENT LINE FILTER + BARBED VNR 6 MM</td> <td>1.000</td> <td>PC</td> </tr> <tr> <td>VL1128A1</td> <td>D6 BARBED CHECK VALVE</td> <td>2.000</td> <td>PC</td> </tr> <tr> <td>VL1165A0</td> <td>BAM-BB6 STRAIGHT FITTING</td> <td>1.000</td> <td>PC</td> </tr> <tr> <td>VL1166A0</td> <td>BB6-AR6 L FITTING</td> <td>3.000</td> <td>PC</td> </tr> <tr> <td>VL1174C0</td> <td>D1.2 MM CALIBRATED D1.2 MM</td> <td>1.000</td> <td>PC</td> </tr> </tbody> </table> | Code | Description | Qty | UOM | RC1018A0 | ZINC PLATED D12 ELASTIC CLAMP | 2.000 | PC | RC1019A0 | D=10 ELASTIC CLAMP | 14.000 | PC | RC1130A0 | 130x2,6 CLAM | 1.000 | PC | RC1131A0 | 200x2,6 BLACK CLAMP | 1.000 | PC | RC1242A0 | D=10 CLOSED CAP | 2.000 | PC | RC1356A0 | "STRAIGHT THREADED FEMALE END 8x1/4" BS | 1.000 | PC | TB2821A0 | EPDM 6X10 L=40MM PIPE | 6.000 | PC | TB3004A0 | TB2820A L=550mm EPDM BLACK PIPE | 2.000 | PC | TB3005B0 | TB3132A L=550mm EPDM WHITE-BLUE PIPE | 1.000 | PC | TB3469A0 | | 1.000 | PC | VL1019A0 | VIBRATION DETERGENT PUMP | 1.000 | PC | VL1047A1 | D6 PIPE HOLDER - D6 J.G. TERMINAL | 1.000 | PC | VL1054B0 | ONE WASHING SYS INLET DISTRIBUTOR | 1.000 | PC | VL1065A1 | 1/4 MALE N.O. PRESSURE SWITCH | 1.000 | PC | VL1102A1 | DETERGENT LINE FILTER + BARBED VNR 6 MM | 1.000 | PC | VL1128A1 | D6 BARBED CHECK VALVE | 2.000 | PC | VL1165A0 | BAM-BB6 STRAIGHT FITTING | 1.000 | PC | VL1166A0 | BB6-AR6 L FITTING | 3.000 | PC | VL1174C0 | D1.2 MM CALIBRATED D1.2 MM | 1.000 | PC |
| Code | Description | Qty | UOM | | | | | | | | | | | | | | | | | | | | | | | | | | | | | | | | | | | | | | | | | | | | | | | | | | | | | | | | | | | | | | | | | | | | | | | | | | | | | | | | | | |
| RC1018A0 | ZINC PLATED D12 ELASTIC CLAMP | 2.000 | PC | | | | | | | | | | | | | | | | | | | | | | | | | | | | | | | | | | | | | | | | | | | | | | | | | | | | | | | | | | | | | | | | | | | | | | | | | | | | | | | | | | |
| RC1019A0 | D=10 ELASTIC CLAMP | 14.000 | PC | | | | | | | | | | | | | | | | | | | | | | | | | | | | | | | | | | | | | | | | | | | | | | | | | | | | | | | | | | | | | | | | | | | | | | | | | | | | | | | | | | |
| RC1130A0 | 130x2,6 CLAM | 1.000 | PC | | | | | | | | | | | | | | | | | | | | | | | | | | | | | | | | | | | | | | | | | | | | | | | | | | | | | | | | | | | | | | | | | | | | | | | | | | | | | | | | | | |
| RC1131A0 | 200x2,6 BLACK CLAMP | 1.000 | PC | | | | | | | | | | | | | | | | | | | | | | | | | | | | | | | | | | | | | | | | | | | | | | | | | | | | | | | | | | | | | | | | | | | | | | | | | | | | | | | | | | |
| RC1242A0 | D=10 CLOSED CAP | 2.000 | PC | | | | | | | | | | | | | | | | | | | | | | | | | | | | | | | | | | | | | | | | | | | | | | | | | | | | | | | | | | | | | | | | | | | | | | | | | | | | | | | | | | |
| RC1356A0 | "STRAIGHT THREADED FEMALE END 8x1/4" BS | 1.000 | PC | | | | | | | | | | | | | | | | | | | | | | | | | | | | | | | | | | | | | | | | | | | | | | | | | | | | | | | | | | | | | | | | | | | | | | | | | | | | | | | | | | |
| TB2821A0 | EPDM 6X10 L=40MM PIPE | 6.000 | PC | | | | | | | | | | | | | | | | | | | | | | | | | | | | | | | | | | | | | | | | | | | | | | | | | | | | | | | | | | | | | | | | | | | | | | | | | | | | | | | | | | |
| TB3004A0 | TB2820A L=550mm EPDM BLACK PIPE | 2.000 | PC | | | | | | | | | | | | | | | | | | | | | | | | | | | | | | | | | | | | | | | | | | | | | | | | | | | | | | | | | | | | | | | | | | | | | | | | | | | | | | | | | | |
| TB3005B0 | TB3132A L=550mm EPDM WHITE-BLUE PIPE | 1.000 | PC | | | | | | | | | | | | | | | | | | | | | | | | | | | | | | | | | | | | | | | | | | | | | | | | | | | | | | | | | | | | | | | | | | | | | | | | | | | | | | | | | | |
| TB3469A0 | | 1.000 | PC | | | | | | | | | | | | | | | | | | | | | | | | | | | | | | | | | | | | | | | | | | | | | | | | | | | | | | | | | | | | | | | | | | | | | | | | | | | | | | | | | | |
| VL1019A0 | VIBRATION DETERGENT PUMP | 1.000 | PC | | | | | | | | | | | | | | | | | | | | | | | | | | | | | | | | | | | | | | | | | | | | | | | | | | | | | | | | | | | | | | | | | | | | | | | | | | | | | | | | | | |
| VL1047A1 | D6 PIPE HOLDER - D6 J.G. TERMINAL | 1.000 | PC | | | | | | | | | | | | | | | | | | | | | | | | | | | | | | | | | | | | | | | | | | | | | | | | | | | | | | | | | | | | | | | | | | | | | | | | | | | | | | | | | | |
| VL1054B0 | ONE WASHING SYS INLET DISTRIBUTOR | 1.000 | PC | | | | | | | | | | | | | | | | | | | | | | | | | | | | | | | | | | | | | | | | | | | | | | | | | | | | | | | | | | | | | | | | | | | | | | | | | | | | | | | | | | |
| VL1065A1 | 1/4 MALE N.O. PRESSURE SWITCH | 1.000 | PC | | | | | | | | | | | | | | | | | | | | | | | | | | | | | | | | | | | | | | | | | | | | | | | | | | | | | | | | | | | | | | | | | | | | | | | | | | | | | | | | | | |
| VL1102A1 | DETERGENT LINE FILTER + BARBED VNR 6 MM | 1.000 | PC | | | | | | | | | | | | | | | | | | | | | | | | | | | | | | | | | | | | | | | | | | | | | | | | | | | | | | | | | | | | | | | | | | | | | | | | | | | | | | | | | | |
| VL1128A1 | D6 BARBED CHECK VALVE | 2.000 | PC | | | | | | | | | | | | | | | | | | | | | | | | | | | | | | | | | | | | | | | | | | | | | | | | | | | | | | | | | | | | | | | | | | | | | | | | | | | | | | | | | | |
| VL1165A0 | BAM-BB6 STRAIGHT FITTING | 1.000 | PC | | | | | | | | | | | | | | | | | | | | | | | | | | | | | | | | | | | | | | | | | | | | | | | | | | | | | | | | | | | | | | | | | | | | | | | | | | | | | | | | | | |
| VL1166A0 | BB6-AR6 L FITTING | 3.000 | PC | | | | | | | | | | | | | | | | | | | | | | | | | | | | | | | | | | | | | | | | | | | | | | | | | | | | | | | | | | | | | | | | | | | | | | | | | | | | | | | | | | |
| VL1174C0 | D1.2 MM CALIBRATED D1.2 MM | 1.000 | PC | | | | | | | | | | | | | | | | | | | | | | | | | | | | | | | | | | | | | | | | | | | | | | | | | | | | | | | | | | | | | | | | | | | | | | | | | | | | | | | | | | |

| COMPONENT | | | SPARE PART | | | | | | | | | | | | | | | | | | | | | | | | | | | | | | | | | | | | | | | | | | | | | | | | | | | | | | | | | | | | | | | | | | | | | | | |
|-----------|--|---|------------|--------------------------------------|--|------|-------------|------------------------------------|-------|----------|---------------------------------|---------------------------|-------|----------|------------------------------------|---------------------------|-------|----|----------|-------------------------------|-------|----|----------|--------------------|--------|----|----------|--------------|-------|----|----------|-----------------|-------|----|----------|---|-------|----|----------|-----------------------|-------|----|----------|---------------------------------|-------|----|----------|--|-------|----|----------|--------------------------------|-------|----|----------|--------------------------|-------|----|----------|-----------------------------------|-------|----|----------|-----------------------------------|-------|----|----------|---|-------|----|----------|-----------------------|-------|----|
| Code | Description | Image | Code | Description | Kit components | | | | | | | | | | | | | | | | | | | | | | | | | | | | | | | | | | | | | | | | | | | | | | | | | | | | | | | | | | | | | | | | | | | | | |
| VL1166A | BB6-AR6 L FITTING |  | KVL1212A | EUR COMPACT PLUS CLEANING SYSTEM KIT | <table border="1"> <thead> <tr> <th>Code</th> <th>Description</th> <th>Qty</th> <th>UOM</th> </tr> </thead> <tbody> <tr> <td>VL1185A0</td> <td>2 WAYS PLUS WASHING DISTRIBUTOR</td> <td>1.000</td> <td>PC</td> </tr> <tr> <td>VM2172A0</td> <td>LOCKING CLIP FOR PUMP WITH CIRCUIT</td> <td>6.000</td> <td>PC</td> </tr> </tbody> </table> | Code | Description | Qty | UOM | VL1185A0 | 2 WAYS PLUS WASHING DISTRIBUTOR | 1.000 | PC | VM2172A0 | LOCKING CLIP FOR PUMP WITH CIRCUIT | 6.000 | PC | | | | | | | | | | | | | | | | | | | | | | | | | | | | | | | | | | | | | | | | | | | | | | | | | | | | | | | | | |
| | | | Code | Description | Qty | UOM | | | | | | | | | | | | | | | | | | | | | | | | | | | | | | | | | | | | | | | | | | | | | | | | | | | | | | | | | | | | | | | | | | | | |
| VL1185A0 | 2 WAYS PLUS WASHING DISTRIBUTOR | 1.000 | PC | | | | | | | | | | | | | | | | | | | | | | | | | | | | | | | | | | | | | | | | | | | | | | | | | | | | | | | | | | | | | | | | | | | | | | | |
| VM2172A0 | LOCKING CLIP FOR PUMP WITH CIRCUIT | 6.000 | PC | | | | | | | | | | | | | | | | | | | | | | | | | | | | | | | | | | | | | | | | | | | | | | | | | | | | | | | | | | | | | | | | | | | | | | | |
| KVL1211A | ONE COMPACT AND 0523-EP WASH. SYSTEM KIT | <table border="1"> <thead> <tr> <th>Code</th> <th>Description</th> <th>Qty</th> <th>UOM</th> </tr> </thead> <tbody> <tr> <td>0H2427A0</td> <td>XECC WASHING CIRCUIT HOLDING PLATE</td> <td>1.000</td> <td>PC</td> </tr> <tr> <td>EL1440A0</td> <td>WATER SELF CLEANING VALVE</td> <td>1.000</td> <td>PC</td> </tr> <tr> <td>GN1526A0</td> <td>INT. D.=6.9 TH=1.8 O-RING</td> <td>3.000</td> <td>PC</td> </tr> <tr> <td>RC1018A0</td> <td>ZINC PLATED D12 ELASTIC CLAMP</td> <td>1.000</td> <td>PC</td> </tr> <tr> <td>RC1019A0</td> <td>D=10 ELASTIC CLAMP</td> <td>14.000</td> <td>PC</td> </tr> <tr> <td>RC1130A0</td> <td>130x2.6 CLAM</td> <td>1.000</td> <td>PC</td> </tr> <tr> <td>RC1242A0</td> <td>D=10 CLOSED CAP</td> <td>2.000</td> <td>PC</td> </tr> <tr> <td>TB1402A0</td> <td>TB2820A-DETE RGENT CIRCUIT-FILTE R PIPE</td> <td>1.000</td> <td>PC</td> </tr> <tr> <td>TB2821A0</td> <td>EPDM 6X10 L=40MM PIPE</td> <td>6.000</td> <td>PC</td> </tr> <tr> <td>TB3004A0</td> <td>TB2820A L=550mm EPDM BLACK PIPE</td> <td>1.000</td> <td>PC</td> </tr> <tr> <td>TB3469A0</td> <td></td> <td>1.000</td> <td>PC</td> </tr> <tr> <td>VI1220A1</td> <td>4,2x12 TCB SELF-TAPPIN G SCREW</td> <td>4.000</td> <td>PC</td> </tr> <tr> <td>VL1019A0</td> <td>VIBRATION DETERGENT PUMP</td> <td>1.000</td> <td>PC</td> </tr> <tr> <td>VL1047A1</td> <td>D6 PIPE HOLDER - D8 J.G. TERMINAL</td> <td>1.000</td> <td>PC</td> </tr> <tr> <td>VL1054B0</td> <td>ONE WASHING SYS INLET DISTRIBUTOR</td> <td>1.000</td> <td>PC</td> </tr> <tr> <td>VL1102A1</td> <td>DETERGENT LINE FILTER + BARBED VNR 6 MM</td> <td>1.000</td> <td>PC</td> </tr> <tr> <td>VL1128A1</td> <td>D6 BARBED CHECK VALVE</td> <td>2.000</td> <td>PC</td> </tr> </tbody> </table> | Code | Description | Qty | UOM | 0H2427A0 | XECC WASHING CIRCUIT HOLDING PLATE | 1.000 | PC | EL1440A0 | WATER SELF CLEANING VALVE | 1.000 | PC | GN1526A0 | INT. D.=6.9 TH=1.8 O-RING | 3.000 | PC | RC1018A0 | ZINC PLATED D12 ELASTIC CLAMP | 1.000 | PC | RC1019A0 | D=10 ELASTIC CLAMP | 14.000 | PC | RC1130A0 | 130x2.6 CLAM | 1.000 | PC | RC1242A0 | D=10 CLOSED CAP | 2.000 | PC | TB1402A0 | TB2820A-DETE RGENT CIRCUIT-FILTE R PIPE | 1.000 | PC | TB2821A0 | EPDM 6X10 L=40MM PIPE | 6.000 | PC | TB3004A0 | TB2820A L=550mm EPDM BLACK PIPE | 1.000 | PC | TB3469A0 | | 1.000 | PC | VI1220A1 | 4,2x12 TCB SELF-TAPPIN G SCREW | 4.000 | PC | VL1019A0 | VIBRATION DETERGENT PUMP | 1.000 | PC | VL1047A1 | D6 PIPE HOLDER - D8 J.G. TERMINAL | 1.000 | PC | VL1054B0 | ONE WASHING SYS INLET DISTRIBUTOR | 1.000 | PC | VL1102A1 | DETERGENT LINE FILTER + BARBED VNR 6 MM | 1.000 | PC | VL1128A1 | D6 BARBED CHECK VALVE | 2.000 | PC |
| Code | Description | Qty | UOM | | | | | | | | | | | | | | | | | | | | | | | | | | | | | | | | | | | | | | | | | | | | | | | | | | | | | | | | | | | | | | | | | | | | | | | |
| 0H2427A0 | XECC WASHING CIRCUIT HOLDING PLATE | 1.000 | PC | | | | | | | | | | | | | | | | | | | | | | | | | | | | | | | | | | | | | | | | | | | | | | | | | | | | | | | | | | | | | | | | | | | | | | | |
| EL1440A0 | WATER SELF CLEANING VALVE | 1.000 | PC | | | | | | | | | | | | | | | | | | | | | | | | | | | | | | | | | | | | | | | | | | | | | | | | | | | | | | | | | | | | | | | | | | | | | | | |
| GN1526A0 | INT. D.=6.9 TH=1.8 O-RING | 3.000 | PC | | | | | | | | | | | | | | | | | | | | | | | | | | | | | | | | | | | | | | | | | | | | | | | | | | | | | | | | | | | | | | | | | | | | | | | |
| RC1018A0 | ZINC PLATED D12 ELASTIC CLAMP | 1.000 | PC | | | | | | | | | | | | | | | | | | | | | | | | | | | | | | | | | | | | | | | | | | | | | | | | | | | | | | | | | | | | | | | | | | | | | | | |
| RC1019A0 | D=10 ELASTIC CLAMP | 14.000 | PC | | | | | | | | | | | | | | | | | | | | | | | | | | | | | | | | | | | | | | | | | | | | | | | | | | | | | | | | | | | | | | | | | | | | | | | |
| RC1130A0 | 130x2.6 CLAM | 1.000 | PC | | | | | | | | | | | | | | | | | | | | | | | | | | | | | | | | | | | | | | | | | | | | | | | | | | | | | | | | | | | | | | | | | | | | | | | |
| RC1242A0 | D=10 CLOSED CAP | 2.000 | PC | | | | | | | | | | | | | | | | | | | | | | | | | | | | | | | | | | | | | | | | | | | | | | | | | | | | | | | | | | | | | | | | | | | | | | | |
| TB1402A0 | TB2820A-DETE RGENT CIRCUIT-FILTE R PIPE | 1.000 | PC | | | | | | | | | | | | | | | | | | | | | | | | | | | | | | | | | | | | | | | | | | | | | | | | | | | | | | | | | | | | | | | | | | | | | | | |
| TB2821A0 | EPDM 6X10 L=40MM PIPE | 6.000 | PC | | | | | | | | | | | | | | | | | | | | | | | | | | | | | | | | | | | | | | | | | | | | | | | | | | | | | | | | | | | | | | | | | | | | | | | |
| TB3004A0 | TB2820A L=550mm EPDM BLACK PIPE | 1.000 | PC | | | | | | | | | | | | | | | | | | | | | | | | | | | | | | | | | | | | | | | | | | | | | | | | | | | | | | | | | | | | | | | | | | | | | | | |
| TB3469A0 | | 1.000 | PC | | | | | | | | | | | | | | | | | | | | | | | | | | | | | | | | | | | | | | | | | | | | | | | | | | | | | | | | | | | | | | | | | | | | | | | |
| VI1220A1 | 4,2x12 TCB SELF-TAPPIN G SCREW | 4.000 | PC | | | | | | | | | | | | | | | | | | | | | | | | | | | | | | | | | | | | | | | | | | | | | | | | | | | | | | | | | | | | | | | | | | | | | | | |
| VL1019A0 | VIBRATION DETERGENT PUMP | 1.000 | PC | | | | | | | | | | | | | | | | | | | | | | | | | | | | | | | | | | | | | | | | | | | | | | | | | | | | | | | | | | | | | | | | | | | | | | | |
| VL1047A1 | D6 PIPE HOLDER - D8 J.G. TERMINAL | 1.000 | PC | | | | | | | | | | | | | | | | | | | | | | | | | | | | | | | | | | | | | | | | | | | | | | | | | | | | | | | | | | | | | | | | | | | | | | | |
| VL1054B0 | ONE WASHING SYS INLET DISTRIBUTOR | 1.000 | PC | | | | | | | | | | | | | | | | | | | | | | | | | | | | | | | | | | | | | | | | | | | | | | | | | | | | | | | | | | | | | | | | | | | | | | | |
| VL1102A1 | DETERGENT LINE FILTER + BARBED VNR 6 MM | 1.000 | PC | | | | | | | | | | | | | | | | | | | | | | | | | | | | | | | | | | | | | | | | | | | | | | | | | | | | | | | | | | | | | | | | | | | | | | | |
| VL1128A1 | D6 BARBED CHECK VALVE | 2.000 | PC | | | | | | | | | | | | | | | | | | | | | | | | | | | | | | | | | | | | | | | | | | | | | | | | | | | | | | | | | | | | | | | | | | | | | | | |




| COMPONENT | | | SPARE PART | | | | | | | | | | | | | | | | | | | | | | | | | | | | | | | | | | | | | | | | | | | | | | | | | | | | | | | | | | | | | | | | | | | |
|-----------|---|--|------------|--|---|------|-------------|-------------------------------------|-------|----------|--------------------------|---------------------------------|-------|----------|-------------------|---------------------------|-------|----------|----------------------------|-------------------------------|--------|----------|-------------------------------------|--------------------|--------|----------|------------------------------------|---------------|-------|----|----------|---------------------|-------|----|----------|-----------------|-------|----|----------|---|-------|----|----------|--|-------|----|----------|--|-------|----|----------|-----------------------|-------|----|----------|---------------------------------|-------|----|----------|--|-------|----|----------|--|-------|----|----------|---------------------------------------|-------|----|
| Code | Description | Image | Code | Description | Kit components | | | | | | | | | | | | | | | | | | | | | | | | | | | | | | | | | | | | | | | | | | | | | | | | | | | | | | | | | | | | | | | | | |
| VL1166A | BB6-AR6 L FITTING |  | KVL1211A | ONE COMPACT AND 0523-EP WASH. SYSTEM KIT | <table border="1"> <thead> <tr> <th>Code</th> <th>Description</th> <th>Qty</th> <th>UOM</th> </tr> </thead> <tbody> <tr> <td>VL1165A0</td> <td>BAM-BB6 STRAIGHT FITTING</td> <td>1.000</td> <td>PC</td> </tr> <tr> <td>VL1166A0</td> <td>BB6-AR6 L FITTING</td> <td>1.000</td> <td>PC</td> </tr> <tr> <td>VL1174C0</td> <td>D1.2 MM CALIBRATED D1.2 MM</td> <td>1.000</td> <td>PC</td> </tr> <tr> <td>VL1191A0</td> <td>ONE WASHING DISTRIBUTOR OUTLETS KIT</td> <td>1.000</td> <td>PC</td> </tr> <tr> <td>VM2172A0</td> <td>LOCKING CLIP FOR PUMP WITH CIRCUIT</td> <td>2.000</td> <td>PC</td> </tr> </tbody> </table> | Code | Description | Qty | UOM | VL1165A0 | BAM-BB6 STRAIGHT FITTING | 1.000 | PC | VL1166A0 | BB6-AR6 L FITTING | 1.000 | PC | VL1174C0 | D1.2 MM CALIBRATED D1.2 MM | 1.000 | PC | VL1191A0 | ONE WASHING DISTRIBUTOR OUTLETS KIT | 1.000 | PC | VM2172A0 | LOCKING CLIP FOR PUMP WITH CIRCUIT | 2.000 | PC | | | | | | | | | | | | | | | | | | | | | | | | | | | | | | | | | | | | | | | | | |
| | | | Code | Description | Qty | UOM | | | | | | | | | | | | | | | | | | | | | | | | | | | | | | | | | | | | | | | | | | | | | | | | | | | | | | | | | | | | | | | | |
| VL1165A0 | BAM-BB6 STRAIGHT FITTING | 1.000 | PC | | | | | | | | | | | | | | | | | | | | | | | | | | | | | | | | | | | | | | | | | | | | | | | | | | | | | | | | | | | | | | | | | | | |
| VL1166A0 | BB6-AR6 L FITTING | 1.000 | PC | | | | | | | | | | | | | | | | | | | | | | | | | | | | | | | | | | | | | | | | | | | | | | | | | | | | | | | | | | | | | | | | | | | |
| VL1174C0 | D1.2 MM CALIBRATED D1.2 MM | 1.000 | PC | | | | | | | | | | | | | | | | | | | | | | | | | | | | | | | | | | | | | | | | | | | | | | | | | | | | | | | | | | | | | | | | | | | |
| VL1191A0 | ONE WASHING DISTRIBUTOR OUTLETS KIT | 1.000 | PC | | | | | | | | | | | | | | | | | | | | | | | | | | | | | | | | | | | | | | | | | | | | | | | | | | | | | | | | | | | | | | | | | | | |
| VM2172A0 | LOCKING CLIP FOR PUMP WITH CIRCUIT | 2.000 | PC | | | | | | | | | | | | | | | | | | | | | | | | | | | | | | | | | | | | | | | | | | | | | | | | | | | | | | | | | | | | | | | | | | | |
| KVL1209A | US PLUS 3 ROTOR ARMS WASHING SYSTEM KIT | <table border="1"> <thead> <tr> <th>Code</th> <th>Description</th> <th>Qty</th> <th>UOM</th> </tr> </thead> <tbody> <tr> <td>0H2354A1</td> <td>XEVC-XEVL PLUS WASHING CIRCUIT PLAT</td> <td>1.000</td> <td>PC</td> </tr> <tr> <td>EL1450A0</td> <td>US SELF-CLEANING WATER SOLENOID</td> <td>4.000</td> <td>PC</td> </tr> <tr> <td>GN1526A0</td> <td>INT. D.=6.9 TH=1.8 O-RING</td> <td>9.000</td> <td>PC</td> </tr> <tr> <td>RC1018A0</td> <td>ZINC PLATED D12 ELASTIC CLAMP</td> <td>12.000</td> <td>PC</td> </tr> <tr> <td>RC1019A0</td> <td>D=10 ELASTIC CLAMP</td> <td>15.000</td> <td>PC</td> </tr> <tr> <td>RC1130A0</td> <td>130x2.6 CLAMP</td> <td>1.000</td> <td>PC</td> </tr> <tr> <td>RC1131A0</td> <td>200x2.6 BLACK CLAMP</td> <td>3.000</td> <td>PC</td> </tr> <tr> <td>RC1242A0</td> <td>D=10 CLOSED CAP</td> <td>2.000</td> <td>PC</td> </tr> <tr> <td>RC1356A0</td> <td>"STRAIGHT THREADED FEMALE END 8x1/4" BS</td> <td>1.000</td> <td>PC</td> </tr> <tr> <td>TB2652A0</td> <td></td> <td>1.000</td> <td>PC</td> </tr> <tr> <td>TB2677A0</td> <td></td> <td>1.000</td> <td>PC</td> </tr> <tr> <td>TB2821A0</td> <td>EPDM 6X10 L=40MM PIPE</td> <td>6.000</td> <td>PC</td> </tr> <tr> <td>TB3004A0</td> <td>TB2820A L=550mm EPDM BLACK PIPE</td> <td>2.000</td> <td>PC</td> </tr> <tr> <td>TB3024C0</td> <td></td> <td>3.000</td> <td>PC</td> </tr> <tr> <td>TB3226A0</td> <td></td> <td>1.000</td> <td>PC</td> </tr> <tr> <td>TB3440A0</td> <td>TB3132A L=1050mm EPDM WHITE-BLUE PIPE</td> <td>1.000</td> <td>PC</td> </tr> </tbody> </table> | Code | Description | Qty | UOM | 0H2354A1 | XEVC-XEVL PLUS WASHING CIRCUIT PLAT | 1.000 | PC | EL1450A0 | US SELF-CLEANING WATER SOLENOID | 4.000 | PC | GN1526A0 | INT. D.=6.9 TH=1.8 O-RING | 9.000 | PC | RC1018A0 | ZINC PLATED D12 ELASTIC CLAMP | 12.000 | PC | RC1019A0 | D=10 ELASTIC CLAMP | 15.000 | PC | RC1130A0 | 130x2.6 CLAMP | 1.000 | PC | RC1131A0 | 200x2.6 BLACK CLAMP | 3.000 | PC | RC1242A0 | D=10 CLOSED CAP | 2.000 | PC | RC1356A0 | "STRAIGHT THREADED FEMALE END 8x1/4" BS | 1.000 | PC | TB2652A0 | | 1.000 | PC | TB2677A0 | | 1.000 | PC | TB2821A0 | EPDM 6X10 L=40MM PIPE | 6.000 | PC | TB3004A0 | TB2820A L=550mm EPDM BLACK PIPE | 2.000 | PC | TB3024C0 | | 3.000 | PC | TB3226A0 | | 1.000 | PC | TB3440A0 | TB3132A L=1050mm EPDM WHITE-BLUE PIPE | 1.000 | PC |
| Code | Description | Qty | UOM | | | | | | | | | | | | | | | | | | | | | | | | | | | | | | | | | | | | | | | | | | | | | | | | | | | | | | | | | | | | | | | | | | | |
| 0H2354A1 | XEVC-XEVL PLUS WASHING CIRCUIT PLAT | 1.000 | PC | | | | | | | | | | | | | | | | | | | | | | | | | | | | | | | | | | | | | | | | | | | | | | | | | | | | | | | | | | | | | | | | | | | |
| EL1450A0 | US SELF-CLEANING WATER SOLENOID | 4.000 | PC | | | | | | | | | | | | | | | | | | | | | | | | | | | | | | | | | | | | | | | | | | | | | | | | | | | | | | | | | | | | | | | | | | | |
| GN1526A0 | INT. D.=6.9 TH=1.8 O-RING | 9.000 | PC | | | | | | | | | | | | | | | | | | | | | | | | | | | | | | | | | | | | | | | | | | | | | | | | | | | | | | | | | | | | | | | | | | | |
| RC1018A0 | ZINC PLATED D12 ELASTIC CLAMP | 12.000 | PC | | | | | | | | | | | | | | | | | | | | | | | | | | | | | | | | | | | | | | | | | | | | | | | | | | | | | | | | | | | | | | | | | | | |
| RC1019A0 | D=10 ELASTIC CLAMP | 15.000 | PC | | | | | | | | | | | | | | | | | | | | | | | | | | | | | | | | | | | | | | | | | | | | | | | | | | | | | | | | | | | | | | | | | | | |
| RC1130A0 | 130x2.6 CLAMP | 1.000 | PC | | | | | | | | | | | | | | | | | | | | | | | | | | | | | | | | | | | | | | | | | | | | | | | | | | | | | | | | | | | | | | | | | | | |
| RC1131A0 | 200x2.6 BLACK CLAMP | 3.000 | PC | | | | | | | | | | | | | | | | | | | | | | | | | | | | | | | | | | | | | | | | | | | | | | | | | | | | | | | | | | | | | | | | | | | |
| RC1242A0 | D=10 CLOSED CAP | 2.000 | PC | | | | | | | | | | | | | | | | | | | | | | | | | | | | | | | | | | | | | | | | | | | | | | | | | | | | | | | | | | | | | | | | | | | |
| RC1356A0 | "STRAIGHT THREADED FEMALE END 8x1/4" BS | 1.000 | PC | | | | | | | | | | | | | | | | | | | | | | | | | | | | | | | | | | | | | | | | | | | | | | | | | | | | | | | | | | | | | | | | | | | |
| TB2652A0 | | 1.000 | PC | | | | | | | | | | | | | | | | | | | | | | | | | | | | | | | | | | | | | | | | | | | | | | | | | | | | | | | | | | | | | | | | | | | |
| TB2677A0 | | 1.000 | PC | | | | | | | | | | | | | | | | | | | | | | | | | | | | | | | | | | | | | | | | | | | | | | | | | | | | | | | | | | | | | | | | | | | |
| TB2821A0 | EPDM 6X10 L=40MM PIPE | 6.000 | PC | | | | | | | | | | | | | | | | | | | | | | | | | | | | | | | | | | | | | | | | | | | | | | | | | | | | | | | | | | | | | | | | | | | |
| TB3004A0 | TB2820A L=550mm EPDM BLACK PIPE | 2.000 | PC | | | | | | | | | | | | | | | | | | | | | | | | | | | | | | | | | | | | | | | | | | | | | | | | | | | | | | | | | | | | | | | | | | | |
| TB3024C0 | | 3.000 | PC | | | | | | | | | | | | | | | | | | | | | | | | | | | | | | | | | | | | | | | | | | | | | | | | | | | | | | | | | | | | | | | | | | | |
| TB3226A0 | | 1.000 | PC | | | | | | | | | | | | | | | | | | | | | | | | | | | | | | | | | | | | | | | | | | | | | | | | | | | | | | | | | | | | | | | | | | | |
| TB3440A0 | TB3132A L=1050mm EPDM WHITE-BLUE PIPE | 1.000 | PC | | | | | | | | | | | | | | | | | | | | | | | | | | | | | | | | | | | | | | | | | | | | | | | | | | | | | | | | | | | | | | | | | | | |




| COMPONENT | | | SPARE PART | | | | | | | | | | | | | | | | | | | | | | | | | | | | | | | | | | | | | | | | | | | | | | | | | | | | | | | | | | | | | | |
|-----------|---|---|------------|---|--|------|-------------|-----|-----|----------|-------------------------------------|-------|----|----------|---------------------------------|-------|----|----------|---|-------|----|----------|-----------------------------|-------|----|----------|-----------------------|-------|----|----------|-------------------|-------|----|----------|---------------------------------------|-------|----|----------|----------------------------|-------|----|----------|---------------------------------|-------|----|----------|---------------------------------|-------|----|----------|---------------------------------------|-------|----|----------|--------------------------------|-------|----|----------|------------------------------------|-------|----|----------|------------------------------------|-------|----|
| Code | Description | Image | Code | Description | Kit components | | | | | | | | | | | | | | | | | | | | | | | | | | | | | | | | | | | | | | | | | | | | | | | | | | | | | | | | | | | | |
| VL1166A | BB6-AR6 L FITTING |  | KVL1209A | US PLUS 3 ROTOR ARMS WASHING SYSTEM KIT | <table border="1"> <thead> <tr> <th>Code</th> <th>Description</th> <th>Qty</th> <th>UOM</th> </tr> </thead> <tbody> <tr> <td>VL1019A0</td> <td>VIBRATION DETERGENT PUMP</td> <td>1.000</td> <td>PC</td> </tr> <tr> <td>VL1065A1</td> <td>1/4 MALE N.O. PRESSURE SWITCH</td> <td>1.000</td> <td>PC</td> </tr> <tr> <td>VL1102A1</td> <td>DETERGENT LINE FILTER + BARBED VNR 6 MM</td> <td>1.000</td> <td>PC</td> </tr> <tr> <td>VL1127A1</td> <td>6mm BARBED T-SHAPED FITTING</td> <td>2.000</td> <td>PC</td> </tr> <tr> <td>VL1128A1</td> <td>D6 BARBED CHECK VALVE</td> <td>3.000</td> <td>PC</td> </tr> <tr> <td>VL1166A0</td> <td>BB6-AR6 L FITTING</td> <td>4.000</td> <td>PC</td> </tr> <tr> <td>VL1167A2</td> <td>GN21 3 ROTOR ARMS B-B FLOW RESTRICTOR</td> <td>1.000</td> <td>PC</td> </tr> <tr> <td>VL1174C0</td> <td>D1.2 MM CALIBRATED D1.2 MM</td> <td>1.000</td> <td>PC</td> </tr> <tr> <td>VL1185A0</td> <td>2 WAYS PLUS WASHING DISTRIBUTOR</td> <td>1.000</td> <td>PC</td> </tr> <tr> <td>VL1186A0</td> <td>3 WAYS PLUS WASHING DISTRIBUTOR</td> <td>1.000</td> <td>PC</td> </tr> <tr> <td>VL1190A0</td> <td>PLUS WASHING SYSTEM INLET DISTRIBUTOR</td> <td>1.000</td> <td>PC</td> </tr> <tr> <td>VL1214A0</td> <td>BAYONET - 6mm BARBED NRV VALVE</td> <td>1.000</td> <td>PC</td> </tr> <tr> <td>VM1605A0</td> <td>CLIP TWIST LOCK DIAM. 10,2-12,7 MM</td> <td>3.000</td> <td>PC</td> </tr> <tr> <td>VM2172A0</td> <td>LOCKING CLIP FOR PUMP WITH CIRCUIT</td> <td>9.000</td> <td>PC</td> </tr> </tbody> </table> | Code | Description | Qty | UOM | VL1019A0 | VIBRATION DETERGENT PUMP | 1.000 | PC | VL1065A1 | 1/4 MALE N.O. PRESSURE SWITCH | 1.000 | PC | VL1102A1 | DETERGENT LINE FILTER + BARBED VNR 6 MM | 1.000 | PC | VL1127A1 | 6mm BARBED T-SHAPED FITTING | 2.000 | PC | VL1128A1 | D6 BARBED CHECK VALVE | 3.000 | PC | VL1166A0 | BB6-AR6 L FITTING | 4.000 | PC | VL1167A2 | GN21 3 ROTOR ARMS B-B FLOW RESTRICTOR | 1.000 | PC | VL1174C0 | D1.2 MM CALIBRATED D1.2 MM | 1.000 | PC | VL1185A0 | 2 WAYS PLUS WASHING DISTRIBUTOR | 1.000 | PC | VL1186A0 | 3 WAYS PLUS WASHING DISTRIBUTOR | 1.000 | PC | VL1190A0 | PLUS WASHING SYSTEM INLET DISTRIBUTOR | 1.000 | PC | VL1214A0 | BAYONET - 6mm BARBED NRV VALVE | 1.000 | PC | VM1605A0 | CLIP TWIST LOCK DIAM. 10,2-12,7 MM | 3.000 | PC | VM2172A0 | LOCKING CLIP FOR PUMP WITH CIRCUIT | 9.000 | PC |
| Code | Description | Qty | UOM | | | | | | | | | | | | | | | | | | | | | | | | | | | | | | | | | | | | | | | | | | | | | | | | | | | | | | | | | | | | | | |
| VL1019A0 | VIBRATION DETERGENT PUMP | 1.000 | PC | | | | | | | | | | | | | | | | | | | | | | | | | | | | | | | | | | | | | | | | | | | | | | | | | | | | | | | | | | | | | | |
| VL1065A1 | 1/4 MALE N.O. PRESSURE SWITCH | 1.000 | PC | | | | | | | | | | | | | | | | | | | | | | | | | | | | | | | | | | | | | | | | | | | | | | | | | | | | | | | | | | | | | | |
| VL1102A1 | DETERGENT LINE FILTER + BARBED VNR 6 MM | 1.000 | PC | | | | | | | | | | | | | | | | | | | | | | | | | | | | | | | | | | | | | | | | | | | | | | | | | | | | | | | | | | | | | | |
| VL1127A1 | 6mm BARBED T-SHAPED FITTING | 2.000 | PC | | | | | | | | | | | | | | | | | | | | | | | | | | | | | | | | | | | | | | | | | | | | | | | | | | | | | | | | | | | | | | |
| VL1128A1 | D6 BARBED CHECK VALVE | 3.000 | PC | | | | | | | | | | | | | | | | | | | | | | | | | | | | | | | | | | | | | | | | | | | | | | | | | | | | | | | | | | | | | | |
| VL1166A0 | BB6-AR6 L FITTING | 4.000 | PC | | | | | | | | | | | | | | | | | | | | | | | | | | | | | | | | | | | | | | | | | | | | | | | | | | | | | | | | | | | | | | |
| VL1167A2 | GN21 3 ROTOR ARMS B-B FLOW RESTRICTOR | 1.000 | PC | | | | | | | | | | | | | | | | | | | | | | | | | | | | | | | | | | | | | | | | | | | | | | | | | | | | | | | | | | | | | | |
| VL1174C0 | D1.2 MM CALIBRATED D1.2 MM | 1.000 | PC | | | | | | | | | | | | | | | | | | | | | | | | | | | | | | | | | | | | | | | | | | | | | | | | | | | | | | | | | | | | | | |
| VL1185A0 | 2 WAYS PLUS WASHING DISTRIBUTOR | 1.000 | PC | | | | | | | | | | | | | | | | | | | | | | | | | | | | | | | | | | | | | | | | | | | | | | | | | | | | | | | | | | | | | | |
| VL1186A0 | 3 WAYS PLUS WASHING DISTRIBUTOR | 1.000 | PC | | | | | | | | | | | | | | | | | | | | | | | | | | | | | | | | | | | | | | | | | | | | | | | | | | | | | | | | | | | | | | |
| VL1190A0 | PLUS WASHING SYSTEM INLET DISTRIBUTOR | 1.000 | PC | | | | | | | | | | | | | | | | | | | | | | | | | | | | | | | | | | | | | | | | | | | | | | | | | | | | | | | | | | | | | | |
| VL1214A0 | BAYONET - 6mm BARBED NRV VALVE | 1.000 | PC | | | | | | | | | | | | | | | | | | | | | | | | | | | | | | | | | | | | | | | | | | | | | | | | | | | | | | | | | | | | | | |
| VM1605A0 | CLIP TWIST LOCK DIAM. 10,2-12,7 MM | 3.000 | PC | | | | | | | | | | | | | | | | | | | | | | | | | | | | | | | | | | | | | | | | | | | | | | | | | | | | | | | | | | | | | | |
| VM2172A0 | LOCKING CLIP FOR PUMP WITH CIRCUIT | 9.000 | PC | | | | | | | | | | | | | | | | | | | | | | | | | | | | | | | | | | | | | | | | | | | | | | | | | | | | | | | | | | | | | | |
| | | | KVL1208A | US PLUS 2 ROTOR ARMS WASHING SYSTEM KIT | <table border="1"> <thead> <tr> <th>Code</th> <th>Description</th> <th>Qty</th> <th>UOM</th> </tr> </thead> <tbody> <tr> <td>0H2354A1</td> <td>XEVC-XEVL PLUS WASHING CIRCUIT PLAT</td> <td>1.000</td> <td>PC</td> </tr> <tr> <td>EL1450A0</td> <td>US SELF-CLEANING WATER SOLENOID</td> <td>4.000</td> <td>PC</td> </tr> </tbody> </table> | Code | Description | Qty | UOM | 0H2354A1 | XEVC-XEVL PLUS WASHING CIRCUIT PLAT | 1.000 | PC | EL1450A0 | US SELF-CLEANING WATER SOLENOID | 4.000 | PC | | | | | | | | | | | | | | | | | | | | | | | | | | | | | | | | | | | | | | | | | | | | | | | | |
| Code | Description | Qty | UOM | | | | | | | | | | | | | | | | | | | | | | | | | | | | | | | | | | | | | | | | | | | | | | | | | | | | | | | | | | | | | | |
| 0H2354A1 | XEVC-XEVL PLUS WASHING CIRCUIT PLAT | 1.000 | PC | | | | | | | | | | | | | | | | | | | | | | | | | | | | | | | | | | | | | | | | | | | | | | | | | | | | | | | | | | | | | | |
| EL1450A0 | US SELF-CLEANING WATER SOLENOID | 4.000 | PC | | | | | | | | | | | | | | | | | | | | | | | | | | | | | | | | | | | | | | | | | | | | | | | | | | | | | | | | | | | | | | |





| COMPONENT | | | SPARE PART | | | | | | | | | | | | | | | | | | | | | | | | | | | | | | | | | | | | | | | | | | | | | | | | | | | | | | | | | | | | | | | | | | | | | | | | | | | | | | | | | | |
|-----------|---|---|------------|---|---|------|-------------|-----|-----|----------|-----------------------------|-------|----|----------|-------------------------------------|-------|----|----------|-----------------------|-------|----|----------|--------------|-------|----|----------|------------------------|-------|----|----------|--------------------|-------|----|----------|--|-------|----|----------|--------------------------|-------|----|----------|---------------------------|-------|----|----------|--|-------|----|----------|--|-------|----|----------|---|-------|----|----------|--------------------------------|-------|----|----------|---|-------|----|----------|-------------------------------------|-------|----|----------|--|-------|----|----------|--------------------------|-------|----|----------|-----------------------------------|-------|----|----------|----------------------|-------|----|
| Code | Description | Image | Code | Description | Kit components | | | | | | | | | | | | | | | | | | | | | | | | | | | | | | | | | | | | | | | | | | | | | | | | | | | | | | | | | | | | | | | | | | | | | | | | | | | | | | | | |
| VL1166A | BB6-AR6 L FITTING |  | KVL1208A | US PLUS 2 ROTOR ARMS WASHING SYSTEM KIT | <table border="1"> <thead> <tr> <th>Code</th> <th>Description</th> <th>Qty</th> <th>UOM</th> </tr> </thead> <tbody> <tr> <td>GN1526A0</td> <td>INT. D.=6.9 TH=1.8 O-RIN</td> <td>9.000</td> <td>PC</td> </tr> <tr> <td>RC1018A0</td> <td>ZINC PLATED D12 ELASTIC CLAMP</td> <td>3.000</td> <td>PC</td> </tr> <tr> <td>RC1019A0</td> <td>D=10 ELASTIC CLAMP</td> <td>2.000</td> <td>PC</td> </tr> <tr> <td>RC1130A0</td> <td>130x2.6 CLAM</td> <td>1.000</td> <td>PC</td> </tr> <tr> <td>RC1131A0</td> <td>200x2.6 BLACK CLAMP</td> <td>3.000</td> <td>PC</td> </tr> <tr> <td>RC1242A0</td> <td>D=10 CLOSED CAP</td> <td>2.000</td> <td>PC</td> </tr> <tr> <td>RC1356A0</td> <td>"STRAIGHT THREADED FEMALE END 8x1/4" BS</td> <td>1.000</td> <td>PC</td> </tr> <tr> <td>TB2821A0</td> <td>EPDM 6X10 L=40MM PIPE</td> <td>6.000</td> <td>PC</td> </tr> <tr> <td>TB2994A0</td> <td>HOOD DETERGENT PIPE</td> <td>1.000</td> <td>PC</td> </tr> <tr> <td>TB3004A0</td> <td>TB2820A L=550mm EPDM BLACK PIPE</td> <td>1.000</td> <td>PC</td> </tr> <tr> <td>TB3005B0</td> <td>TB3132A L=550mm EPDM WHITE-BLUE PIPE</td> <td>1.000</td> <td>PC</td> </tr> <tr> <td>TB3440A0</td> <td>TB3132A L=1050mm EPDM WHITE-BLUE PIPE</td> <td>1.000</td> <td>PC</td> </tr> <tr> <td>VL1019A0</td> <td>VIBRATION DETERGENT PUMP</td> <td>1.000</td> <td>PC</td> </tr> <tr> <td>VL1047A1</td> <td>D6 PIPE HOLDER - D8 J.G. TERMINAL</td> <td>1.000</td> <td>PC</td> </tr> <tr> <td>VL1065A1</td> <td>1/4 MALE N.O. PRESSURE SWITCH</td> <td>1.000</td> <td>PC</td> </tr> <tr> <td>VL1102A1</td> <td>DETERGENT LINE FILTER + BARBED VNR 6 MM</td> <td>1.000</td> <td>PC</td> </tr> <tr> <td>VL1128A1</td> <td>D6 BARBED CHECK VALVE</td> <td>2.000</td> <td>PC</td> </tr> <tr> <td>VL1141A1</td> <td>BB6-BB6 STRAIGHT CONNECTION</td> <td>1.000</td> <td>PC</td> </tr> <tr> <td>VL1166A0</td> <td>BB6-AR6 L FITTING</td> <td>4.000</td> <td>PC</td> </tr> </tbody> </table> | Code | Description | Qty | UOM | GN1526A0 | INT. D.=6.9 TH=1.8 O-RIN | 9.000 | PC | RC1018A0 | ZINC PLATED D12 ELASTIC CLAMP | 3.000 | PC | RC1019A0 | D=10 ELASTIC CLAMP | 2.000 | PC | RC1130A0 | 130x2.6 CLAM | 1.000 | PC | RC1131A0 | 200x2.6 BLACK CLAMP | 3.000 | PC | RC1242A0 | D=10 CLOSED CAP | 2.000 | PC | RC1356A0 | "STRAIGHT THREADED FEMALE END 8x1/4" BS | 1.000 | PC | TB2821A0 | EPDM 6X10 L=40MM PIPE | 6.000 | PC | TB2994A0 | HOOD DETERGENT PIPE | 1.000 | PC | TB3004A0 | TB2820A L=550mm EPDM BLACK PIPE | 1.000 | PC | TB3005B0 | TB3132A L=550mm EPDM WHITE-BLUE PIPE | 1.000 | PC | TB3440A0 | TB3132A L=1050mm EPDM WHITE-BLUE PIPE | 1.000 | PC | VL1019A0 | VIBRATION DETERGENT PUMP | 1.000 | PC | VL1047A1 | D6 PIPE HOLDER - D8 J.G. TERMINAL | 1.000 | PC | VL1065A1 | 1/4 MALE N.O. PRESSURE SWITCH | 1.000 | PC | VL1102A1 | DETERGENT LINE FILTER + BARBED VNR 6 MM | 1.000 | PC | VL1128A1 | D6 BARBED CHECK VALVE | 2.000 | PC | VL1141A1 | BB6-BB6 STRAIGHT CONNECTION | 1.000 | PC | VL1166A0 | BB6-AR6 L FITTING | 4.000 | PC |
| Code | Description | Qty | UOM | | | | | | | | | | | | | | | | | | | | | | | | | | | | | | | | | | | | | | | | | | | | | | | | | | | | | | | | | | | | | | | | | | | | | | | | | | | | | | | | | | |
| GN1526A0 | INT. D.=6.9 TH=1.8 O-RIN | 9.000 | PC | | | | | | | | | | | | | | | | | | | | | | | | | | | | | | | | | | | | | | | | | | | | | | | | | | | | | | | | | | | | | | | | | | | | | | | | | | | | | | | | | | |
| RC1018A0 | ZINC PLATED D12 ELASTIC CLAMP | 3.000 | PC | | | | | | | | | | | | | | | | | | | | | | | | | | | | | | | | | | | | | | | | | | | | | | | | | | | | | | | | | | | | | | | | | | | | | | | | | | | | | | | | | | |
| RC1019A0 | D=10 ELASTIC CLAMP | 2.000 | PC | | | | | | | | | | | | | | | | | | | | | | | | | | | | | | | | | | | | | | | | | | | | | | | | | | | | | | | | | | | | | | | | | | | | | | | | | | | | | | | | | | |
| RC1130A0 | 130x2.6 CLAM | 1.000 | PC | | | | | | | | | | | | | | | | | | | | | | | | | | | | | | | | | | | | | | | | | | | | | | | | | | | | | | | | | | | | | | | | | | | | | | | | | | | | | | | | | | |
| RC1131A0 | 200x2.6 BLACK CLAMP | 3.000 | PC | | | | | | | | | | | | | | | | | | | | | | | | | | | | | | | | | | | | | | | | | | | | | | | | | | | | | | | | | | | | | | | | | | | | | | | | | | | | | | | | | | |
| RC1242A0 | D=10 CLOSED CAP | 2.000 | PC | | | | | | | | | | | | | | | | | | | | | | | | | | | | | | | | | | | | | | | | | | | | | | | | | | | | | | | | | | | | | | | | | | | | | | | | | | | | | | | | | | |
| RC1356A0 | "STRAIGHT THREADED FEMALE END 8x1/4" BS | 1.000 | PC | | | | | | | | | | | | | | | | | | | | | | | | | | | | | | | | | | | | | | | | | | | | | | | | | | | | | | | | | | | | | | | | | | | | | | | | | | | | | | | | | | |
| TB2821A0 | EPDM 6X10 L=40MM PIPE | 6.000 | PC | | | | | | | | | | | | | | | | | | | | | | | | | | | | | | | | | | | | | | | | | | | | | | | | | | | | | | | | | | | | | | | | | | | | | | | | | | | | | | | | | | |
| TB2994A0 | HOOD DETERGENT PIPE | 1.000 | PC | | | | | | | | | | | | | | | | | | | | | | | | | | | | | | | | | | | | | | | | | | | | | | | | | | | | | | | | | | | | | | | | | | | | | | | | | | | | | | | | | | |
| TB3004A0 | TB2820A L=550mm EPDM BLACK PIPE | 1.000 | PC | | | | | | | | | | | | | | | | | | | | | | | | | | | | | | | | | | | | | | | | | | | | | | | | | | | | | | | | | | | | | | | | | | | | | | | | | | | | | | | | | | |
| TB3005B0 | TB3132A L=550mm EPDM WHITE-BLUE PIPE | 1.000 | PC | | | | | | | | | | | | | | | | | | | | | | | | | | | | | | | | | | | | | | | | | | | | | | | | | | | | | | | | | | | | | | | | | | | | | | | | | | | | | | | | | | |
| TB3440A0 | TB3132A L=1050mm EPDM WHITE-BLUE PIPE | 1.000 | PC | | | | | | | | | | | | | | | | | | | | | | | | | | | | | | | | | | | | | | | | | | | | | | | | | | | | | | | | | | | | | | | | | | | | | | | | | | | | | | | | | | |
| VL1019A0 | VIBRATION DETERGENT PUMP | 1.000 | PC | | | | | | | | | | | | | | | | | | | | | | | | | | | | | | | | | | | | | | | | | | | | | | | | | | | | | | | | | | | | | | | | | | | | | | | | | | | | | | | | | | |
| VL1047A1 | D6 PIPE HOLDER - D8 J.G. TERMINAL | 1.000 | PC | | | | | | | | | | | | | | | | | | | | | | | | | | | | | | | | | | | | | | | | | | | | | | | | | | | | | | | | | | | | | | | | | | | | | | | | | | | | | | | | | | |
| VL1065A1 | 1/4 MALE N.O. PRESSURE SWITCH | 1.000 | PC | | | | | | | | | | | | | | | | | | | | | | | | | | | | | | | | | | | | | | | | | | | | | | | | | | | | | | | | | | | | | | | | | | | | | | | | | | | | | | | | | | |
| VL1102A1 | DETERGENT LINE FILTER + BARBED VNR 6 MM | 1.000 | PC | | | | | | | | | | | | | | | | | | | | | | | | | | | | | | | | | | | | | | | | | | | | | | | | | | | | | | | | | | | | | | | | | | | | | | | | | | | | | | | | | | |
| VL1128A1 | D6 BARBED CHECK VALVE | 2.000 | PC | | | | | | | | | | | | | | | | | | | | | | | | | | | | | | | | | | | | | | | | | | | | | | | | | | | | | | | | | | | | | | | | | | | | | | | | | | | | | | | | | | |
| VL1141A1 | BB6-BB6 STRAIGHT CONNECTION | 1.000 | PC | | | | | | | | | | | | | | | | | | | | | | | | | | | | | | | | | | | | | | | | | | | | | | | | | | | | | | | | | | | | | | | | | | | | | | | | | | | | | | | | | | |
| VL1166A0 | BB6-AR6 L FITTING | 4.000 | PC | | | | | | | | | | | | | | | | | | | | | | | | | | | | | | | | | | | | | | | | | | | | | | | | | | | | | | | | | | | | | | | | | | | | | | | | | | | | | | | | | | |




| COMPONENT | | | SPARE PART | | | | | | | | | | | | | | | | | | | | | | | | | | | | | | | | | | | | | | | | | | | | | | | | | | |
|-----------|--|---|------------|---|---|------|-------------|-----|-----|----------|-------------------------------------|-------|----|----------|---------------------------------|-------|----|----------|---------------------------------------|-------|----|----------|--------------------------------|-------|----|----------|------------------------------------|--------|----|----------|------------------------------------|-------|----|----------|---------------------|-------|----|----------|-----------------|-------|----|----------|--|-------|----|----------|-----------------------|-------|----|----------|---------------------------------|-------|----|
| Code | Description | Image | Code | Description | Kit components | | | | | | | | | | | | | | | | | | | | | | | | | | | | | | | | | | | | | | | | | | | | | | | | |
| VL1166A | BB6-AR6 L FITTING |  | KVL1208A | US PLUS 2 ROTOR ARMS WASHING SYSTEM KIT | <table border="1"> <thead> <tr> <th>Code</th> <th>Description</th> <th>Qty</th> <th>UOM</th> </tr> </thead> <tbody> <tr> <td>VL1174C0</td> <td>D1.2 MM CALIBRATED D1.2 MM</td> <td>1.000</td> <td>PC</td> </tr> <tr> <td>VL1186A0</td> <td>3 WAYS PLUS WASHING DISTRIBUTOR</td> <td>1.000</td> <td>PC</td> </tr> <tr> <td>VL1190A0</td> <td>PLUS WASHING SYSTEM INLET DISTRIBUTOR</td> <td>1.000</td> <td>PC</td> </tr> <tr> <td>VL1214A0</td> <td>BAYONET - 6mm BARBED NRV VALVE</td> <td>1.000</td> <td>PC</td> </tr> <tr> <td>VM1605A0</td> <td>CLIP TWIST LOCK DIAM. 10,2-12,7 MM</td> <td>3.000</td> <td>PC</td> </tr> <tr> <td>VM2172A0</td> <td>LOCKING CLIP FOR PUMP WITH CIRCUIT</td> <td>5.000</td> <td>PC</td> </tr> </tbody> </table> | Code | Description | Qty | UOM | VL1174C0 | D1.2 MM CALIBRATED D1.2 MM | 1.000 | PC | VL1186A0 | 3 WAYS PLUS WASHING DISTRIBUTOR | 1.000 | PC | VL1190A0 | PLUS WASHING SYSTEM INLET DISTRIBUTOR | 1.000 | PC | VL1214A0 | BAYONET - 6mm BARBED NRV VALVE | 1.000 | PC | VM1605A0 | CLIP TWIST LOCK DIAM. 10,2-12,7 MM | 3.000 | PC | VM2172A0 | LOCKING CLIP FOR PUMP WITH CIRCUIT | 5.000 | PC | | | | | | | | | | | | | | | | | | | | |
| Code | Description | Qty | UOM | | | | | | | | | | | | | | | | | | | | | | | | | | | | | | | | | | | | | | | | | | | | | | | | | | |
| VL1174C0 | D1.2 MM CALIBRATED D1.2 MM | 1.000 | PC | | | | | | | | | | | | | | | | | | | | | | | | | | | | | | | | | | | | | | | | | | | | | | | | | | |
| VL1186A0 | 3 WAYS PLUS WASHING DISTRIBUTOR | 1.000 | PC | | | | | | | | | | | | | | | | | | | | | | | | | | | | | | | | | | | | | | | | | | | | | | | | | | |
| VL1190A0 | PLUS WASHING SYSTEM INLET DISTRIBUTOR | 1.000 | PC | | | | | | | | | | | | | | | | | | | | | | | | | | | | | | | | | | | | | | | | | | | | | | | | | | |
| VL1214A0 | BAYONET - 6mm BARBED NRV VALVE | 1.000 | PC | | | | | | | | | | | | | | | | | | | | | | | | | | | | | | | | | | | | | | | | | | | | | | | | | | |
| VM1605A0 | CLIP TWIST LOCK DIAM. 10,2-12,7 MM | 3.000 | PC | | | | | | | | | | | | | | | | | | | | | | | | | | | | | | | | | | | | | | | | | | | | | | | | | | |
| VM2172A0 | LOCKING CLIP FOR PUMP WITH CIRCUIT | 5.000 | PC | | | | | | | | | | | | | | | | | | | | | | | | | | | | | | | | | | | | | | | | | | | | | | | | | | |
| | | | KVL1207A | US PLUS 1 ROTOR ARM WASHING SYSTEM KIT | <table border="1"> <thead> <tr> <th>Code</th> <th>Description</th> <th>Qty</th> <th>UOM</th> </tr> </thead> <tbody> <tr> <td>0H2354A1</td> <td>XEVC-XEVL PLUS WASHING CIRCUIT PLAT</td> <td>1.000</td> <td>PC</td> </tr> <tr> <td>EL1450A0</td> <td>US SELF-CLEANING WATER SOLENOID</td> <td>3.000</td> <td>PC</td> </tr> <tr> <td>GN1526A0</td> <td>INT. D.=6.9 TH=1.8 O-RING</td> <td>7.000</td> <td>PC</td> </tr> <tr> <td>RC1018A0</td> <td>ZINC PLATED D12 ELASTIC CLAMP</td> <td>2.000</td> <td>PC</td> </tr> <tr> <td>RC1019A0</td> <td>D=10 ELASTIC CLAMP</td> <td>14.000</td> <td>PC</td> </tr> <tr> <td>RC1130A0</td> <td>130x2,6 CLAMP</td> <td>1.000</td> <td>PC</td> </tr> <tr> <td>RC1131A0</td> <td>200x2,6 BLACK CLAMP</td> <td>2.000</td> <td>PC</td> </tr> <tr> <td>RC1242A0</td> <td>D=10 CLOSED CAP</td> <td>2.000</td> <td>PC</td> </tr> <tr> <td>RC1356A0</td> <td>"STRAIGHT" THREADED FEMALE END 8x1/4" BS</td> <td>1.000</td> <td>PC</td> </tr> <tr> <td>TB2821A0</td> <td>EPDM 6X10 L=40MM PIPE</td> <td>6.000</td> <td>PC</td> </tr> <tr> <td>TB3004A0</td> <td>TB2820A L=550mm EPDM BLACK PIPE</td> <td>1.000</td> <td>PC</td> </tr> </tbody> </table> | Code | Description | Qty | UOM | 0H2354A1 | XEVC-XEVL PLUS WASHING CIRCUIT PLAT | 1.000 | PC | EL1450A0 | US SELF-CLEANING WATER SOLENOID | 3.000 | PC | GN1526A0 | INT. D.=6.9 TH=1.8 O-RING | 7.000 | PC | RC1018A0 | ZINC PLATED D12 ELASTIC CLAMP | 2.000 | PC | RC1019A0 | D=10 ELASTIC CLAMP | 14.000 | PC | RC1130A0 | 130x2,6 CLAMP | 1.000 | PC | RC1131A0 | 200x2,6 BLACK CLAMP | 2.000 | PC | RC1242A0 | D=10 CLOSED CAP | 2.000 | PC | RC1356A0 | "STRAIGHT" THREADED FEMALE END 8x1/4" BS | 1.000 | PC | TB2821A0 | EPDM 6X10 L=40MM PIPE | 6.000 | PC | TB3004A0 | TB2820A L=550mm EPDM BLACK PIPE | 1.000 | PC |
| Code | Description | Qty | UOM | | | | | | | | | | | | | | | | | | | | | | | | | | | | | | | | | | | | | | | | | | | | | | | | | | |
| 0H2354A1 | XEVC-XEVL PLUS WASHING CIRCUIT PLAT | 1.000 | PC | | | | | | | | | | | | | | | | | | | | | | | | | | | | | | | | | | | | | | | | | | | | | | | | | | |
| EL1450A0 | US SELF-CLEANING WATER SOLENOID | 3.000 | PC | | | | | | | | | | | | | | | | | | | | | | | | | | | | | | | | | | | | | | | | | | | | | | | | | | |
| GN1526A0 | INT. D.=6.9 TH=1.8 O-RING | 7.000 | PC | | | | | | | | | | | | | | | | | | | | | | | | | | | | | | | | | | | | | | | | | | | | | | | | | | |
| RC1018A0 | ZINC PLATED D12 ELASTIC CLAMP | 2.000 | PC | | | | | | | | | | | | | | | | | | | | | | | | | | | | | | | | | | | | | | | | | | | | | | | | | | |
| RC1019A0 | D=10 ELASTIC CLAMP | 14.000 | PC | | | | | | | | | | | | | | | | | | | | | | | | | | | | | | | | | | | | | | | | | | | | | | | | | | |
| RC1130A0 | 130x2,6 CLAMP | 1.000 | PC | | | | | | | | | | | | | | | | | | | | | | | | | | | | | | | | | | | | | | | | | | | | | | | | | | |
| RC1131A0 | 200x2,6 BLACK CLAMP | 2.000 | PC | | | | | | | | | | | | | | | | | | | | | | | | | | | | | | | | | | | | | | | | | | | | | | | | | | |
| RC1242A0 | D=10 CLOSED CAP | 2.000 | PC | | | | | | | | | | | | | | | | | | | | | | | | | | | | | | | | | | | | | | | | | | | | | | | | | | |
| RC1356A0 | "STRAIGHT" THREADED FEMALE END 8x1/4" BS | 1.000 | PC | | | | | | | | | | | | | | | | | | | | | | | | | | | | | | | | | | | | | | | | | | | | | | | | | | |
| TB2821A0 | EPDM 6X10 L=40MM PIPE | 6.000 | PC | | | | | | | | | | | | | | | | | | | | | | | | | | | | | | | | | | | | | | | | | | | | | | | | | | |
| TB3004A0 | TB2820A L=550mm EPDM BLACK PIPE | 1.000 | PC | | | | | | | | | | | | | | | | | | | | | | | | | | | | | | | | | | | | | | | | | | | | | | | | | | |




| COMPONENT | | | SPARE PART | | | | | | | | | | | | | | | | | | | | | | | | | | | | | | | | | | | | | | | | | | | | | | | | | | | | | | | | | | | | | | | | | | |
|-----------|---|---|------------|--|--|------|-------------|-----|-----|----------|--|-------|----|----------|---|-------|----|----------|----------|-------|----|----------|--------------------------------|-------|----|----------|---|-------|----|----------|-------------------------------------|-------|----|----------|--|-------|----|----------|--------------------------|-------|----|----------|----------------------|-------|----|----------|----------------------------------|-------|----|----------|---------------------------------------|-------|----|----------|---|-------|----|----------|--------------------------------------|-------|----|----------|--|-------|----|----------|--|-------|----|
| Code | Description | Image | Code | Description | Kit components | | | | | | | | | | | | | | | | | | | | | | | | | | | | | | | | | | | | | | | | | | | | | | | | | | | | | | | | | | | | | | | | |
| VL1166A | BB6-AR6 L FITTING |  | KVL1207A | US PLUS 1 ROTOR ARM WASHING SYSTEM KIT | <table border="1"> <thead> <tr> <th>Code</th> <th>Description</th> <th>Qty</th> <th>UOM</th> </tr> </thead> <tbody> <tr> <td>TB3005B0</td> <td>TB3132A L=550mm EPDM WHITE-BLUE PIPE</td> <td>1.000</td> <td>PC</td> </tr> <tr> <td>TB3225B0</td> <td>TB2820A-TAN K-WASHYNG SYS CONNECTION</td> <td>1.000</td> <td>PC</td> </tr> <tr> <td>TB3252A0</td> <td>TB3252A0</td> <td>1.000</td> <td>PC</td> </tr> <tr> <td>VL1019A0</td> <td>VIBRATION DETERGENT PUMP</td> <td>1.000</td> <td>PC</td> </tr> <tr> <td>VL1047A1</td> <td>D6 PIPE HOLDER - D8 J.G. TERMINAL</td> <td>1.000</td> <td>PC</td> </tr> <tr> <td>VL1065A1</td> <td>1/4 MALE N.O. PRESSURE SWITCH</td> <td>1.000</td> <td>PC</td> </tr> <tr> <td>VL1102A1</td> <td>DETERGENT LINE FILTER + BARBED VNR 6 MM</td> <td>1.000</td> <td>PC</td> </tr> <tr> <td>VL1128A1</td> <td>D6 BARBED CHECK VALVE</td> <td>2.000</td> <td>PC</td> </tr> <tr> <td>VL1166A0</td> <td>BB6-AR6 L FITTING</td> <td>3.000</td> <td>PC</td> </tr> <tr> <td>VL1174C0</td> <td>D1.2 MM CALIBRATED D1.2 MM</td> <td>1.000</td> <td>PC</td> </tr> <tr> <td>VL1185A0</td> <td>2 WAYS PLUS WASHING DISTRIBUTOR</td> <td>1.000</td> <td>PC</td> </tr> <tr> <td>VL1190A0</td> <td>PLUS WASHING SYSTEM INLET DISTRIBUTOR</td> <td>1.000</td> <td>PC</td> </tr> <tr> <td>VL1214A0</td> <td>BAYONET - 6mm BARBED NRV VALVE</td> <td>1.000</td> <td>PC</td> </tr> <tr> <td>VM1605A0</td> <td>CLIP TWIST LOCK DIAM. 10,2-12,7 MM</td> <td>3.000</td> <td>PC</td> </tr> <tr> <td>VM2172A0</td> <td>LOCKING CLIP FOR PUMP WITH CIRCUIT</td> <td>3.000</td> <td>PC</td> </tr> </tbody> </table> | Code | Description | Qty | UOM | TB3005B0 | TB3132A L=550mm EPDM WHITE-BLUE PIPE | 1.000 | PC | TB3225B0 | TB2820A-TAN K-WASHYNG SYS CONNECTION | 1.000 | PC | TB3252A0 | TB3252A0 | 1.000 | PC | VL1019A0 | VIBRATION DETERGENT PUMP | 1.000 | PC | VL1047A1 | D6 PIPE HOLDER - D8 J.G. TERMINAL | 1.000 | PC | VL1065A1 | 1/4 MALE N.O. PRESSURE SWITCH | 1.000 | PC | VL1102A1 | DETERGENT LINE FILTER + BARBED VNR 6 MM | 1.000 | PC | VL1128A1 | D6 BARBED CHECK VALVE | 2.000 | PC | VL1166A0 | BB6-AR6 L FITTING | 3.000 | PC | VL1174C0 | D1.2 MM CALIBRATED D1.2 MM | 1.000 | PC | VL1185A0 | 2 WAYS PLUS WASHING DISTRIBUTOR | 1.000 | PC | VL1190A0 | PLUS WASHING SYSTEM INLET DISTRIBUTOR | 1.000 | PC | VL1214A0 | BAYONET - 6mm BARBED NRV VALVE | 1.000 | PC | VM1605A0 | CLIP TWIST LOCK DIAM. 10,2-12,7 MM | 3.000 | PC | VM2172A0 | LOCKING CLIP FOR PUMP WITH CIRCUIT | 3.000 | PC |
| Code | Description | Qty | UOM | | | | | | | | | | | | | | | | | | | | | | | | | | | | | | | | | | | | | | | | | | | | | | | | | | | | | | | | | | | | | | | | | | |
| TB3005B0 | TB3132A L=550mm EPDM WHITE-BLUE PIPE | 1.000 | PC | | | | | | | | | | | | | | | | | | | | | | | | | | | | | | | | | | | | | | | | | | | | | | | | | | | | | | | | | | | | | | | | | | |
| TB3225B0 | TB2820A-TAN K-WASHYNG SYS CONNECTION | 1.000 | PC | | | | | | | | | | | | | | | | | | | | | | | | | | | | | | | | | | | | | | | | | | | | | | | | | | | | | | | | | | | | | | | | | | |
| TB3252A0 | TB3252A0 | 1.000 | PC | | | | | | | | | | | | | | | | | | | | | | | | | | | | | | | | | | | | | | | | | | | | | | | | | | | | | | | | | | | | | | | | | | |
| VL1019A0 | VIBRATION DETERGENT PUMP | 1.000 | PC | | | | | | | | | | | | | | | | | | | | | | | | | | | | | | | | | | | | | | | | | | | | | | | | | | | | | | | | | | | | | | | | | | |
| VL1047A1 | D6 PIPE HOLDER - D8 J.G. TERMINAL | 1.000 | PC | | | | | | | | | | | | | | | | | | | | | | | | | | | | | | | | | | | | | | | | | | | | | | | | | | | | | | | | | | | | | | | | | | |
| VL1065A1 | 1/4 MALE N.O. PRESSURE SWITCH | 1.000 | PC | | | | | | | | | | | | | | | | | | | | | | | | | | | | | | | | | | | | | | | | | | | | | | | | | | | | | | | | | | | | | | | | | | |
| VL1102A1 | DETERGENT LINE FILTER + BARBED VNR 6 MM | 1.000 | PC | | | | | | | | | | | | | | | | | | | | | | | | | | | | | | | | | | | | | | | | | | | | | | | | | | | | | | | | | | | | | | | | | | |
| VL1128A1 | D6 BARBED CHECK VALVE | 2.000 | PC | | | | | | | | | | | | | | | | | | | | | | | | | | | | | | | | | | | | | | | | | | | | | | | | | | | | | | | | | | | | | | | | | | |
| VL1166A0 | BB6-AR6 L FITTING | 3.000 | PC | | | | | | | | | | | | | | | | | | | | | | | | | | | | | | | | | | | | | | | | | | | | | | | | | | | | | | | | | | | | | | | | | | |
| VL1174C0 | D1.2 MM CALIBRATED D1.2 MM | 1.000 | PC | | | | | | | | | | | | | | | | | | | | | | | | | | | | | | | | | | | | | | | | | | | | | | | | | | | | | | | | | | | | | | | | | | |
| VL1185A0 | 2 WAYS PLUS WASHING DISTRIBUTOR | 1.000 | PC | | | | | | | | | | | | | | | | | | | | | | | | | | | | | | | | | | | | | | | | | | | | | | | | | | | | | | | | | | | | | | | | | | |
| VL1190A0 | PLUS WASHING SYSTEM INLET DISTRIBUTOR | 1.000 | PC | | | | | | | | | | | | | | | | | | | | | | | | | | | | | | | | | | | | | | | | | | | | | | | | | | | | | | | | | | | | | | | | | | |
| VL1214A0 | BAYONET - 6mm BARBED NRV VALVE | 1.000 | PC | | | | | | | | | | | | | | | | | | | | | | | | | | | | | | | | | | | | | | | | | | | | | | | | | | | | | | | | | | | | | | | | | | |
| VM1605A0 | CLIP TWIST LOCK DIAM. 10,2-12,7 MM | 3.000 | PC | | | | | | | | | | | | | | | | | | | | | | | | | | | | | | | | | | | | | | | | | | | | | | | | | | | | | | | | | | | | | | | | | | |
| VM2172A0 | LOCKING CLIP FOR PUMP WITH CIRCUIT | 3.000 | PC | | | | | | | | | | | | | | | | | | | | | | | | | | | | | | | | | | | | | | | | | | | | | | | | | | | | | | | | | | | | | | | | | | |
| | | | KVL1198A | MM EU HOOD CLEANING SYSTEM KIT | <table border="1"> <thead> <tr> <th>Code</th> <th>Description</th> <th>Qty</th> <th>UOM</th> </tr> </thead> <tbody> <tr> <td>0H2213A1</td> <td>HOOD WATER CIRCUIT PLAT</td> <td>1.000</td> <td>PC</td> </tr> <tr> <td>EL1440A0</td> <td>WATER SELF CLEANING VALVE</td> <td>2.000</td> <td>PC</td> </tr> </tbody> </table> | Code | Description | Qty | UOM | 0H2213A1 | HOOD WATER CIRCUIT PLAT | 1.000 | PC | EL1440A0 | WATER SELF CLEANING VALVE | 2.000 | PC | | | | | | | | | | | | | | | | | | | | | | | | | | | | | | | | | | | | | | | | | | | | | | | | | | | | |
| Code | Description | Qty | UOM | | | | | | | | | | | | | | | | | | | | | | | | | | | | | | | | | | | | | | | | | | | | | | | | | | | | | | | | | | | | | | | | | | |
| 0H2213A1 | HOOD WATER CIRCUIT PLAT | 1.000 | PC | | | | | | | | | | | | | | | | | | | | | | | | | | | | | | | | | | | | | | | | | | | | | | | | | | | | | | | | | | | | | | | | | | |
| EL1440A0 | WATER SELF CLEANING VALVE | 2.000 | PC | | | | | | | | | | | | | | | | | | | | | | | | | | | | | | | | | | | | | | | | | | | | | | | | | | | | | | | | | | | | | | | | | | |


| COMPONENT | | | SPARE PART | | | | | | | | | | | | | | | | | | | | | | | | | | | | | | | | | | | | | | | | | | | | | | | | | | | | | | | | | | | | | | | | | | | | | | | | | | | | | | | | | | | | | | |
|-----------|--|---|------------|--------------------------------------|---|------|-------------|-----|-----|----------|------------------------------|-------|----|----------|-------------------------------------|-------|----|----------|-----------------------|--------|----|----------|------------------------|-------|----|----------|--------------------|-------|----|----------|--------------------------|-------|----|----------|---------------------------|-------|----|----------|----------|-------|----|----------|--------------------------------------|-------|----|----------|--------------------------------|-------|----|----------|---|-------|----|----------|--|-------|----|----------|--|-------|----|----------|-----------------------------------|-------|----|----------|--------------------------|-------|----|----------|--------------------------------|-------|----|----------|----------------------|-------|----|----------|----------------------------------|-------|----|----------|--|-------|----|----------|--------------------------------------|-------|----|
| Code | Description | Image | Code | Description | Kit components | | | | | | | | | | | | | | | | | | | | | | | | | | | | | | | | | | | | | | | | | | | | | | | | | | | | | | | | | | | | | | | | | | | | | | | | | | | | | | | | | | | | |
| VL1166A | BB6-AR6 L FITTING |  | KVL1198A | MM EU HOOD CLEANING SYSTEM KIT | <table border="1"> <thead> <tr> <th>Code</th> <th>Description</th> <th>Qty</th> <th>UOM</th> </tr> </thead> <tbody> <tr> <td>GN1526A0</td> <td>INT. D.=6.9 TH=1.8 O-RING</td> <td>5.000</td> <td>PC</td> </tr> <tr> <td>RC1018A0</td> <td>ZINC PLATED D12 ELASTIC CLAMP</td> <td>4.000</td> <td>PC</td> </tr> <tr> <td>RC1019A0</td> <td>D=10 ELASTIC CLAMP</td> <td>16.000</td> <td>PC</td> </tr> <tr> <td>RC1131A0</td> <td>200x2.6 BLACK CLAMP</td> <td>1.000</td> <td>PC</td> </tr> <tr> <td>RC1242A0</td> <td>D=10 CLOSED CAP</td> <td>2.000</td> <td>PC</td> </tr> <tr> <td>TB2821A0</td> <td>EPDM 6X10 L=40MM PIPE</td> <td>6.000</td> <td>PC</td> </tr> <tr> <td>TB2994A0</td> <td>HOOD DETERGENT PIPE</td> <td>2.000</td> <td>PC</td> </tr> <tr> <td>TB3252A0</td> <td>TB3252A0</td> <td>2.000</td> <td>PC</td> </tr> <tr> <td>VI1220A1</td> <td>4,2x12 TCB SELF-TAPPIN G SCREW</td> <td>3.000</td> <td>PC</td> </tr> <tr> <td>VL1019A0</td> <td>VIBRATION DETERGENT PUMP</td> <td>1.000</td> <td>PC</td> </tr> <tr> <td>VL1047A1</td> <td>D6 PIPE HOLDER - D8 J.G. TERMINAL</td> <td>2.000</td> <td>PC</td> </tr> <tr> <td>VL1054B0</td> <td>ONE WASHING SYS INLET DISTRIBUTOR</td> <td>1.000</td> <td>PC</td> </tr> <tr> <td>VL1102A1</td> <td>DETERGENT LINE FILTER + BARBED VNR 6 MM</td> <td>1.000</td> <td>PC</td> </tr> <tr> <td>VL1127A1</td> <td>6mm BARBED T-SHAPED FITTING</td> <td>1.000</td> <td>PC</td> </tr> <tr> <td>VL1128A1</td> <td>D6 BARBED CHECK VALVE</td> <td>2.000</td> <td>PC</td> </tr> <tr> <td>VL1165A0</td> <td>BAM-BB6 STRAIGHT FITTING</td> <td>1.000</td> <td>PC</td> </tr> <tr> <td>VL1166A0</td> <td>BB6-AR6 L FITTING</td> <td>2.000</td> <td>PC</td> </tr> <tr> <td>VL1174C0</td> <td>D1.2 MM CALIBRATED D1.2 MM</td> <td>1.000</td> <td>PC</td> </tr> <tr> <td>VL1191A0</td> <td>ONE WASHING DISTRIBUTOR OUTLETS KIT</td> <td>1.000</td> <td>PC</td> </tr> <tr> <td>VL1214A0</td> <td>BAYONET - 6mm BARBED NRV VALVE</td> <td>1.000</td> <td>PC</td> </tr> </tbody> </table> | Code | Description | Qty | UOM | GN1526A0 | INT. D.=6.9 TH=1.8 O-RING | 5.000 | PC | RC1018A0 | ZINC PLATED D12 ELASTIC CLAMP | 4.000 | PC | RC1019A0 | D=10 ELASTIC CLAMP | 16.000 | PC | RC1131A0 | 200x2.6 BLACK CLAMP | 1.000 | PC | RC1242A0 | D=10 CLOSED CAP | 2.000 | PC | TB2821A0 | EPDM 6X10 L=40MM PIPE | 6.000 | PC | TB2994A0 | HOOD DETERGENT PIPE | 2.000 | PC | TB3252A0 | TB3252A0 | 2.000 | PC | VI1220A1 | 4,2x12 TCB SELF-TAPPIN G SCREW | 3.000 | PC | VL1019A0 | VIBRATION DETERGENT PUMP | 1.000 | PC | VL1047A1 | D6 PIPE HOLDER - D8 J.G. TERMINAL | 2.000 | PC | VL1054B0 | ONE WASHING SYS INLET DISTRIBUTOR | 1.000 | PC | VL1102A1 | DETERGENT LINE FILTER + BARBED VNR 6 MM | 1.000 | PC | VL1127A1 | 6mm BARBED T-SHAPED FITTING | 1.000 | PC | VL1128A1 | D6 BARBED CHECK VALVE | 2.000 | PC | VL1165A0 | BAM-BB6 STRAIGHT FITTING | 1.000 | PC | VL1166A0 | BB6-AR6 L FITTING | 2.000 | PC | VL1174C0 | D1.2 MM CALIBRATED D1.2 MM | 1.000 | PC | VL1191A0 | ONE WASHING DISTRIBUTOR OUTLETS KIT | 1.000 | PC | VL1214A0 | BAYONET - 6mm BARBED NRV VALVE | 1.000 | PC |
| Code | Description | Qty | UOM | | | | | | | | | | | | | | | | | | | | | | | | | | | | | | | | | | | | | | | | | | | | | | | | | | | | | | | | | | | | | | | | | | | | | | | | | | | | | | | | | | | | | | |
| GN1526A0 | INT. D.=6.9 TH=1.8 O-RING | 5.000 | PC | | | | | | | | | | | | | | | | | | | | | | | | | | | | | | | | | | | | | | | | | | | | | | | | | | | | | | | | | | | | | | | | | | | | | | | | | | | | | | | | | | | | | | |
| RC1018A0 | ZINC PLATED D12 ELASTIC CLAMP | 4.000 | PC | | | | | | | | | | | | | | | | | | | | | | | | | | | | | | | | | | | | | | | | | | | | | | | | | | | | | | | | | | | | | | | | | | | | | | | | | | | | | | | | | | | | | | |
| RC1019A0 | D=10 ELASTIC CLAMP | 16.000 | PC | | | | | | | | | | | | | | | | | | | | | | | | | | | | | | | | | | | | | | | | | | | | | | | | | | | | | | | | | | | | | | | | | | | | | | | | | | | | | | | | | | | | | | |
| RC1131A0 | 200x2.6 BLACK CLAMP | 1.000 | PC | | | | | | | | | | | | | | | | | | | | | | | | | | | | | | | | | | | | | | | | | | | | | | | | | | | | | | | | | | | | | | | | | | | | | | | | | | | | | | | | | | | | | | |
| RC1242A0 | D=10 CLOSED CAP | 2.000 | PC | | | | | | | | | | | | | | | | | | | | | | | | | | | | | | | | | | | | | | | | | | | | | | | | | | | | | | | | | | | | | | | | | | | | | | | | | | | | | | | | | | | | | | |
| TB2821A0 | EPDM 6X10 L=40MM PIPE | 6.000 | PC | | | | | | | | | | | | | | | | | | | | | | | | | | | | | | | | | | | | | | | | | | | | | | | | | | | | | | | | | | | | | | | | | | | | | | | | | | | | | | | | | | | | | | |
| TB2994A0 | HOOD DETERGENT PIPE | 2.000 | PC | | | | | | | | | | | | | | | | | | | | | | | | | | | | | | | | | | | | | | | | | | | | | | | | | | | | | | | | | | | | | | | | | | | | | | | | | | | | | | | | | | | | | | |
| TB3252A0 | TB3252A0 | 2.000 | PC | | | | | | | | | | | | | | | | | | | | | | | | | | | | | | | | | | | | | | | | | | | | | | | | | | | | | | | | | | | | | | | | | | | | | | | | | | | | | | | | | | | | | | |
| VI1220A1 | 4,2x12 TCB SELF-TAPPIN G SCREW | 3.000 | PC | | | | | | | | | | | | | | | | | | | | | | | | | | | | | | | | | | | | | | | | | | | | | | | | | | | | | | | | | | | | | | | | | | | | | | | | | | | | | | | | | | | | | | |
| VL1019A0 | VIBRATION DETERGENT PUMP | 1.000 | PC | | | | | | | | | | | | | | | | | | | | | | | | | | | | | | | | | | | | | | | | | | | | | | | | | | | | | | | | | | | | | | | | | | | | | | | | | | | | | | | | | | | | | | |
| VL1047A1 | D6 PIPE HOLDER - D8 J.G. TERMINAL | 2.000 | PC | | | | | | | | | | | | | | | | | | | | | | | | | | | | | | | | | | | | | | | | | | | | | | | | | | | | | | | | | | | | | | | | | | | | | | | | | | | | | | | | | | | | | | |
| VL1054B0 | ONE WASHING SYS INLET DISTRIBUTOR | 1.000 | PC | | | | | | | | | | | | | | | | | | | | | | | | | | | | | | | | | | | | | | | | | | | | | | | | | | | | | | | | | | | | | | | | | | | | | | | | | | | | | | | | | | | | | | |
| VL1102A1 | DETERGENT LINE FILTER + BARBED VNR 6 MM | 1.000 | PC | | | | | | | | | | | | | | | | | | | | | | | | | | | | | | | | | | | | | | | | | | | | | | | | | | | | | | | | | | | | | | | | | | | | | | | | | | | | | | | | | | | | | | |
| VL1127A1 | 6mm BARBED T-SHAPED FITTING | 1.000 | PC | | | | | | | | | | | | | | | | | | | | | | | | | | | | | | | | | | | | | | | | | | | | | | | | | | | | | | | | | | | | | | | | | | | | | | | | | | | | | | | | | | | | | | |
| VL1128A1 | D6 BARBED CHECK VALVE | 2.000 | PC | | | | | | | | | | | | | | | | | | | | | | | | | | | | | | | | | | | | | | | | | | | | | | | | | | | | | | | | | | | | | | | | | | | | | | | | | | | | | | | | | | | | | | |
| VL1165A0 | BAM-BB6 STRAIGHT FITTING | 1.000 | PC | | | | | | | | | | | | | | | | | | | | | | | | | | | | | | | | | | | | | | | | | | | | | | | | | | | | | | | | | | | | | | | | | | | | | | | | | | | | | | | | | | | | | | |
| VL1166A0 | BB6-AR6 L FITTING | 2.000 | PC | | | | | | | | | | | | | | | | | | | | | | | | | | | | | | | | | | | | | | | | | | | | | | | | | | | | | | | | | | | | | | | | | | | | | | | | | | | | | | | | | | | | | | |
| VL1174C0 | D1.2 MM CALIBRATED D1.2 MM | 1.000 | PC | | | | | | | | | | | | | | | | | | | | | | | | | | | | | | | | | | | | | | | | | | | | | | | | | | | | | | | | | | | | | | | | | | | | | | | | | | | | | | | | | | | | | | |
| VL1191A0 | ONE WASHING DISTRIBUTOR OUTLETS KIT | 1.000 | PC | | | | | | | | | | | | | | | | | | | | | | | | | | | | | | | | | | | | | | | | | | | | | | | | | | | | | | | | | | | | | | | | | | | | | | | | | | | | | | | | | | | | | | |
| VL1214A0 | BAYONET - 6mm BARBED NRV VALVE | 1.000 | PC | | | | | | | | | | | | | | | | | | | | | | | | | | | | | | | | | | | | | | | | | | | | | | | | | | | | | | | | | | | | | | | | | | | | | | | | | | | | | | | | | | | | | | |




| COMPONENT | | | SPARE PART | | | | | | | | | | | | | | | | | | | | | | | | | | | | | | | | | | | | | | | | | | | | | | | | | | | | | | | | | | | | | | | | | | | | | | | | | | | | | | | | | | |
|-----------|---|---|------------|--|--|------|-------------|-----|-----|----------|--|-------|----|----------|--|-------|----|----------|-----------------------------|-------|----|----------|-------------------------------------|--------|----|----------|-----------------------|--------|----|----------|--------------|-------|----|----------|------------------------|-------|----|----------|--------------------|-------|----|----------|--|-------|----|----------|--|-------|----|----------|--|-------|----|----------|--------------------------|-------|----|----------|--|-------|----|----------|--|-------|----|----------|--|-------|----|----------|---|-------|----|----------|--------------------------------|-------|----|----------|---|-------|----|----------|-------------------------------------|-------|----|
| Code | Description | Image | Code | Description | Kit components | | | | | | | | | | | | | | | | | | | | | | | | | | | | | | | | | | | | | | | | | | | | | | | | | | | | | | | | | | | | | | | | | | | | | | | | | | | | | | | | |
| VL1166A | BB6-AR6 L FITTING |  | KVL1198A | MM EU HOOD CLEANING SYSTEM KIT | <table border="1"> <thead> <tr> <th>Code</th> <th>Description</th> <th>Qty</th> <th>UOM</th> </tr> </thead> <tbody> <tr> <td>VM1605A0</td> <td>CLIP TWIST LOCK DIAM. 10,2-12,7 MM</td> <td>2.000</td> <td>PC</td> </tr> <tr> <td>VM2172A0</td> <td>LOCKING CLIP FOR PUMP WITH CIRCUIT</td> <td>5.000</td> <td>PC</td> </tr> </tbody> </table> | Code | Description | Qty | UOM | VM1605A0 | CLIP TWIST LOCK DIAM. 10,2-12,7 MM | 2.000 | PC | VM2172A0 | LOCKING CLIP FOR PUMP WITH CIRCUIT | 5.000 | PC | | | | | | | | | | | | | | | | | | | | | | | | | | | | | | | | | | | | | | | | | | | | | | | | | | | | | | | | | | | | | | | | | | | | |
| Code | Description | Qty | UOM | | | | | | | | | | | | | | | | | | | | | | | | | | | | | | | | | | | | | | | | | | | | | | | | | | | | | | | | | | | | | | | | | | | | | | | | | | | | | | | | | | |
| VM1605A0 | CLIP TWIST LOCK DIAM. 10,2-12,7 MM | 2.000 | PC | | | | | | | | | | | | | | | | | | | | | | | | | | | | | | | | | | | | | | | | | | | | | | | | | | | | | | | | | | | | | | | | | | | | | | | | | | | | | | | | | | |
| VM2172A0 | LOCKING CLIP FOR PUMP WITH CIRCUIT | 5.000 | PC | | | | | | | | | | | | | | | | | | | | | | | | | | | | | | | | | | | | | | | | | | | | | | | | | | | | | | | | | | | | | | | | | | | | | | | | | | | | | | | | | | |
| | | | KVL1187A | 3 ROTOR ARMS PLUS EU CLEANING SYSTEM KIT | <table border="1"> <thead> <tr> <th>Code</th> <th>Description</th> <th>Qty</th> <th>UOM</th> </tr> </thead> <tbody> <tr> <td>0H2354A1</td> <td>XEVC-XEVL PLUS WASHING CIRCUIT PLAT</td> <td>1.000</td> <td>PC</td> </tr> <tr> <td>EL1440A0</td> <td>WATER SELF CLEANING VALVE</td> <td>4.000</td> <td>PC</td> </tr> <tr> <td>GN1526A0</td> <td>INT. D.=6.9 TH=1.8 O-RIN</td> <td>9.000</td> <td>PC</td> </tr> <tr> <td>RC1018A0</td> <td>ZINC PLATED D12 ELASTIC CLAMP</td> <td>11.000</td> <td>PC</td> </tr> <tr> <td>RC1019A0</td> <td>D=10 ELASTIC CLAMP</td> <td>16.000</td> <td>PC</td> </tr> <tr> <td>RC1130A0</td> <td>130x2.6 CLAM</td> <td>1.000</td> <td>PC</td> </tr> <tr> <td>RC1131A0</td> <td>200x2.6 BLACK CLAMP</td> <td>3.000</td> <td>PC</td> </tr> <tr> <td>RC1242A0</td> <td>D=10 CLOSED CAP</td> <td>2.000</td> <td>PC</td> </tr> <tr> <td>RC1356A0</td> <td>"STRAIGHT THREADED FEMALE END 8x1/4" BS</td> <td>1.000</td> <td>PC</td> </tr> <tr> <td>TB2652A0</td> <td></td> <td>1.000</td> <td>PC</td> </tr> <tr> <td>TB2677A0</td> <td></td> <td>1.000</td> <td>PC</td> </tr> <tr> <td>TB2821A0</td> <td>EPDM 6X10 L=40MM PIPE</td> <td>6.000</td> <td>PC</td> </tr> <tr> <td>TB3004A0</td> <td>TB2820A L=550mm EPDM BLACK PIPE</td> <td>2.000</td> <td>PC</td> </tr> <tr> <td>TB3024C0</td> <td></td> <td>3.000</td> <td>PC</td> </tr> <tr> <td>TB3226A0</td> <td></td> <td>1.000</td> <td>PC</td> </tr> <tr> <td>TB3440A0</td> <td>TB3132A L=1050mm EPDM WHITE-BLUE PIPE</td> <td>1.000</td> <td>PC</td> </tr> <tr> <td>VL1019A0</td> <td>VIBRATION DETERGENT PUMP</td> <td>1.000</td> <td>PC</td> </tr> <tr> <td>VL1047A1</td> <td>D6 PIPE HOLDER - D8 J.G. TERMINAL</td> <td>1.000</td> <td>PC</td> </tr> <tr> <td>VL1065A1</td> <td>1/4 MALE N.O. PRESSURE SWITCH</td> <td>1.000</td> <td>PC</td> </tr> </tbody> </table> | Code | Description | Qty | UOM | 0H2354A1 | XEVC-XEVL PLUS WASHING CIRCUIT PLAT | 1.000 | PC | EL1440A0 | WATER SELF CLEANING VALVE | 4.000 | PC | GN1526A0 | INT. D.=6.9 TH=1.8 O-RIN | 9.000 | PC | RC1018A0 | ZINC PLATED D12 ELASTIC CLAMP | 11.000 | PC | RC1019A0 | D=10 ELASTIC CLAMP | 16.000 | PC | RC1130A0 | 130x2.6 CLAM | 1.000 | PC | RC1131A0 | 200x2.6 BLACK CLAMP | 3.000 | PC | RC1242A0 | D=10 CLOSED CAP | 2.000 | PC | RC1356A0 | "STRAIGHT THREADED FEMALE END 8x1/4" BS | 1.000 | PC | TB2652A0 | | 1.000 | PC | TB2677A0 | | 1.000 | PC | TB2821A0 | EPDM 6X10 L=40MM PIPE | 6.000 | PC | TB3004A0 | TB2820A L=550mm EPDM BLACK PIPE | 2.000 | PC | TB3024C0 | | 3.000 | PC | TB3226A0 | | 1.000 | PC | TB3440A0 | TB3132A L=1050mm EPDM WHITE-BLUE PIPE | 1.000 | PC | VL1019A0 | VIBRATION DETERGENT PUMP | 1.000 | PC | VL1047A1 | D6 PIPE HOLDER - D8 J.G. TERMINAL | 1.000 | PC | VL1065A1 | 1/4 MALE N.O. PRESSURE SWITCH | 1.000 | PC |
| Code | Description | Qty | UOM | | | | | | | | | | | | | | | | | | | | | | | | | | | | | | | | | | | | | | | | | | | | | | | | | | | | | | | | | | | | | | | | | | | | | | | | | | | | | | | | | | |
| 0H2354A1 | XEVC-XEVL PLUS WASHING CIRCUIT PLAT | 1.000 | PC | | | | | | | | | | | | | | | | | | | | | | | | | | | | | | | | | | | | | | | | | | | | | | | | | | | | | | | | | | | | | | | | | | | | | | | | | | | | | | | | | | |
| EL1440A0 | WATER SELF CLEANING VALVE | 4.000 | PC | | | | | | | | | | | | | | | | | | | | | | | | | | | | | | | | | | | | | | | | | | | | | | | | | | | | | | | | | | | | | | | | | | | | | | | | | | | | | | | | | | |
| GN1526A0 | INT. D.=6.9 TH=1.8 O-RIN | 9.000 | PC | | | | | | | | | | | | | | | | | | | | | | | | | | | | | | | | | | | | | | | | | | | | | | | | | | | | | | | | | | | | | | | | | | | | | | | | | | | | | | | | | | |
| RC1018A0 | ZINC PLATED D12 ELASTIC CLAMP | 11.000 | PC | | | | | | | | | | | | | | | | | | | | | | | | | | | | | | | | | | | | | | | | | | | | | | | | | | | | | | | | | | | | | | | | | | | | | | | | | | | | | | | | | | |
| RC1019A0 | D=10 ELASTIC CLAMP | 16.000 | PC | | | | | | | | | | | | | | | | | | | | | | | | | | | | | | | | | | | | | | | | | | | | | | | | | | | | | | | | | | | | | | | | | | | | | | | | | | | | | | | | | | |
| RC1130A0 | 130x2.6 CLAM | 1.000 | PC | | | | | | | | | | | | | | | | | | | | | | | | | | | | | | | | | | | | | | | | | | | | | | | | | | | | | | | | | | | | | | | | | | | | | | | | | | | | | | | | | | |
| RC1131A0 | 200x2.6 BLACK CLAMP | 3.000 | PC | | | | | | | | | | | | | | | | | | | | | | | | | | | | | | | | | | | | | | | | | | | | | | | | | | | | | | | | | | | | | | | | | | | | | | | | | | | | | | | | | | |
| RC1242A0 | D=10 CLOSED CAP | 2.000 | PC | | | | | | | | | | | | | | | | | | | | | | | | | | | | | | | | | | | | | | | | | | | | | | | | | | | | | | | | | | | | | | | | | | | | | | | | | | | | | | | | | | |
| RC1356A0 | "STRAIGHT THREADED FEMALE END 8x1/4" BS | 1.000 | PC | | | | | | | | | | | | | | | | | | | | | | | | | | | | | | | | | | | | | | | | | | | | | | | | | | | | | | | | | | | | | | | | | | | | | | | | | | | | | | | | | | |
| TB2652A0 | | 1.000 | PC | | | | | | | | | | | | | | | | | | | | | | | | | | | | | | | | | | | | | | | | | | | | | | | | | | | | | | | | | | | | | | | | | | | | | | | | | | | | | | | | | | |
| TB2677A0 | | 1.000 | PC | | | | | | | | | | | | | | | | | | | | | | | | | | | | | | | | | | | | | | | | | | | | | | | | | | | | | | | | | | | | | | | | | | | | | | | | | | | | | | | | | | |
| TB2821A0 | EPDM 6X10 L=40MM PIPE | 6.000 | PC | | | | | | | | | | | | | | | | | | | | | | | | | | | | | | | | | | | | | | | | | | | | | | | | | | | | | | | | | | | | | | | | | | | | | | | | | | | | | | | | | | |
| TB3004A0 | TB2820A L=550mm EPDM BLACK PIPE | 2.000 | PC | | | | | | | | | | | | | | | | | | | | | | | | | | | | | | | | | | | | | | | | | | | | | | | | | | | | | | | | | | | | | | | | | | | | | | | | | | | | | | | | | | |
| TB3024C0 | | 3.000 | PC | | | | | | | | | | | | | | | | | | | | | | | | | | | | | | | | | | | | | | | | | | | | | | | | | | | | | | | | | | | | | | | | | | | | | | | | | | | | | | | | | | |
| TB3226A0 | | 1.000 | PC | | | | | | | | | | | | | | | | | | | | | | | | | | | | | | | | | | | | | | | | | | | | | | | | | | | | | | | | | | | | | | | | | | | | | | | | | | | | | | | | | | |
| TB3440A0 | TB3132A L=1050mm EPDM WHITE-BLUE PIPE | 1.000 | PC | | | | | | | | | | | | | | | | | | | | | | | | | | | | | | | | | | | | | | | | | | | | | | | | | | | | | | | | | | | | | | | | | | | | | | | | | | | | | | | | | | |
| VL1019A0 | VIBRATION DETERGENT PUMP | 1.000 | PC | | | | | | | | | | | | | | | | | | | | | | | | | | | | | | | | | | | | | | | | | | | | | | | | | | | | | | | | | | | | | | | | | | | | | | | | | | | | | | | | | | |
| VL1047A1 | D6 PIPE HOLDER - D8 J.G. TERMINAL | 1.000 | PC | | | | | | | | | | | | | | | | | | | | | | | | | | | | | | | | | | | | | | | | | | | | | | | | | | | | | | | | | | | | | | | | | | | | | | | | | | | | | | | | | | |
| VL1065A1 | 1/4 MALE N.O. PRESSURE SWITCH | 1.000 | PC | | | | | | | | | | | | | | | | | | | | | | | | | | | | | | | | | | | | | | | | | | | | | | | | | | | | | | | | | | | | | | | | | | | | | | | | | | | | | | | | | | |




| COMPONENT | | | SPARE PART | | | | | | | | | | | | | | | | | | | | | | | | | | | | | | | | | | | | | | | | | | | | | | | | | | | | | | | | | | | | | | | | | | | | | | | | | | | | | | | | | | | | | |
|-----------|---|---|------------|--|--|------|-------------|-----|-----|----------|--|-------|----|----------|-----------------------------------|-------|----|----------|--------------------------|-------|----|----------|----------------------|-------|----|----------|--|-------|----|----------|----------------------------------|-------|----|----------|---------------------------------------|-------|----|----------|---|-------|----|----------|--------------------------------------|-------|----|----------|--|-------|----|----------|--|-------|----|----------|--|--|------|-------------|-----|-----|----------|--|-------|----|----------|---------------------------------|-------|----|----------|-----------------------------|-------|----|----------|-------------------------------------|-------|----|----------|-----------------------|--------|----|----------|--------------|-------|----|----------|------------------------|-------|----|
| Code | Description | Image | Code | Description | Kit components | | | | | | | | | | | | | | | | | | | | | | | | | | | | | | | | | | | | | | | | | | | | | | | | | | | | | | | | | | | | | | | | | | | | | | | | | | | | | | | | | | | |
| VL1166A | BB6-AR6 L FITTING |  | KVL1187A | 3 ROTOR ARMS PLUS EU CLEANING SYSTEM KIT | <table border="1"> <thead> <tr> <th>Code</th> <th>Description</th> <th>Qty</th> <th>UOM</th> </tr> </thead> <tbody> <tr> <td>VL1102A1</td> <td>DETERGENT LINE FILTER + BARBED VNR 6 MM</td> <td>1.000</td> <td>PC</td> </tr> <tr> <td>VL1127A1</td> <td>6mm BARBED T-SHAPED FITTING</td> <td>2.000</td> <td>PC</td> </tr> <tr> <td>VL1128A1</td> <td>D6 BARBED CHECK VALVE</td> <td>3.000</td> <td>PC</td> </tr> <tr> <td>VL1166A0</td> <td>BB6-AR6 L FITTING</td> <td>4.000</td> <td>PC</td> </tr> <tr> <td>VL1167A2</td> <td>GN21 3 ROTOR ARMS B-B FLOW RESTRICTOR</td> <td>1.000</td> <td>PC</td> </tr> <tr> <td>VL1174C0</td> <td>D1.2 MM CALIBRATED D1.2 MM</td> <td>1.000</td> <td>PC</td> </tr> <tr> <td>VL1186A0</td> <td>3 WAYS PLUS WASHING DISTRIBUTOR</td> <td>1.000</td> <td>PC</td> </tr> <tr> <td>VL1190A0</td> <td>PLUS WASHING SYSTEM INLET DISTRIBUTOR</td> <td>1.000</td> <td>PC</td> </tr> <tr> <td>VL1214A0</td> <td>BAYONET - 6mm BARBED NRV VALVE</td> <td>1.000</td> <td>PC</td> </tr> <tr> <td>VM1605A0</td> <td>CLIP TWIST LOCK DIAM. 10,2-12,7 MM</td> <td>3.000</td> <td>PC</td> </tr> <tr> <td>VM2172A0</td> <td>LOCKING CLIP FOR PUMP WITH CIRCUIT</td> <td>5.000</td> <td>PC</td> </tr> </tbody> </table> | Code | Description | Qty | UOM | VL1102A1 | DETERGENT LINE FILTER + BARBED VNR 6 MM | 1.000 | PC | VL1127A1 | 6mm BARBED T-SHAPED FITTING | 2.000 | PC | VL1128A1 | D6 BARBED CHECK VALVE | 3.000 | PC | VL1166A0 | BB6-AR6 L FITTING | 4.000 | PC | VL1167A2 | GN21 3 ROTOR ARMS B-B FLOW RESTRICTOR | 1.000 | PC | VL1174C0 | D1.2 MM CALIBRATED D1.2 MM | 1.000 | PC | VL1186A0 | 3 WAYS PLUS WASHING DISTRIBUTOR | 1.000 | PC | VL1190A0 | PLUS WASHING SYSTEM INLET DISTRIBUTOR | 1.000 | PC | VL1214A0 | BAYONET - 6mm BARBED NRV VALVE | 1.000 | PC | VM1605A0 | CLIP TWIST LOCK DIAM. 10,2-12,7 MM | 3.000 | PC | VM2172A0 | LOCKING CLIP FOR PUMP WITH CIRCUIT | 5.000 | PC | KVL1184A | 2 ROTOR ARMS PLUS EU CLEANING SYSTEM KIT | <table border="1"> <thead> <tr> <th>Code</th> <th>Description</th> <th>Qty</th> <th>UOM</th> </tr> </thead> <tbody> <tr> <td>0H2354A1</td> <td>XEVC-XEVL PLUS WASHING CIRCUIT PLAT</td> <td>1.000</td> <td>PC</td> </tr> <tr> <td>EL1440A0</td> <td>WATER SELF CLEANING VALVE</td> <td>4.000</td> <td>PC</td> </tr> <tr> <td>GN1526A0</td> <td>INT. D.=6.9 TH=1.8 O-RIN</td> <td>9.000</td> <td>PC</td> </tr> <tr> <td>RC1018A0</td> <td>ZINC PLATED D12 ELASTIC CLAMP</td> <td>3.000</td> <td>PC</td> </tr> <tr> <td>RC1019A0</td> <td>D=10 ELASTIC CLAMP</td> <td>15.000</td> <td>PC</td> </tr> <tr> <td>RC1130A0</td> <td>130x2,6 CLAM</td> <td>1.000</td> <td>PC</td> </tr> <tr> <td>RC1131A0</td> <td>200x2,6 BLACK CLAMP</td> <td>3.000</td> <td>PC</td> </tr> </tbody> </table> | Code | Description | Qty | UOM | 0H2354A1 | XEVC-XEVL PLUS WASHING CIRCUIT PLAT | 1.000 | PC | EL1440A0 | WATER SELF CLEANING VALVE | 4.000 | PC | GN1526A0 | INT. D.=6.9 TH=1.8 O-RIN | 9.000 | PC | RC1018A0 | ZINC PLATED D12 ELASTIC CLAMP | 3.000 | PC | RC1019A0 | D=10 ELASTIC CLAMP | 15.000 | PC | RC1130A0 | 130x2,6 CLAM | 1.000 | PC | RC1131A0 | 200x2,6 BLACK CLAMP | 3.000 | PC |
| | | | Code | Description | Qty | UOM | | | | | | | | | | | | | | | | | | | | | | | | | | | | | | | | | | | | | | | | | | | | | | | | | | | | | | | | | | | | | | | | | | | | | | | | | | | | | | | | | | |
| VL1102A1 | DETERGENT LINE FILTER + BARBED VNR 6 MM | 1.000 | PC | | | | | | | | | | | | | | | | | | | | | | | | | | | | | | | | | | | | | | | | | | | | | | | | | | | | | | | | | | | | | | | | | | | | | | | | | | | | | | | | | | | | | |
| VL1127A1 | 6mm BARBED T-SHAPED FITTING | 2.000 | PC | | | | | | | | | | | | | | | | | | | | | | | | | | | | | | | | | | | | | | | | | | | | | | | | | | | | | | | | | | | | | | | | | | | | | | | | | | | | | | | | | | | | | |
| VL1128A1 | D6 BARBED CHECK VALVE | 3.000 | PC | | | | | | | | | | | | | | | | | | | | | | | | | | | | | | | | | | | | | | | | | | | | | | | | | | | | | | | | | | | | | | | | | | | | | | | | | | | | | | | | | | | | | |
| VL1166A0 | BB6-AR6 L FITTING | 4.000 | PC | | | | | | | | | | | | | | | | | | | | | | | | | | | | | | | | | | | | | | | | | | | | | | | | | | | | | | | | | | | | | | | | | | | | | | | | | | | | | | | | | | | | | |
| VL1167A2 | GN21 3 ROTOR ARMS B-B FLOW RESTRICTOR | 1.000 | PC | | | | | | | | | | | | | | | | | | | | | | | | | | | | | | | | | | | | | | | | | | | | | | | | | | | | | | | | | | | | | | | | | | | | | | | | | | | | | | | | | | | | | |
| VL1174C0 | D1.2 MM CALIBRATED D1.2 MM | 1.000 | PC | | | | | | | | | | | | | | | | | | | | | | | | | | | | | | | | | | | | | | | | | | | | | | | | | | | | | | | | | | | | | | | | | | | | | | | | | | | | | | | | | | | | | |
| VL1186A0 | 3 WAYS PLUS WASHING DISTRIBUTOR | 1.000 | PC | | | | | | | | | | | | | | | | | | | | | | | | | | | | | | | | | | | | | | | | | | | | | | | | | | | | | | | | | | | | | | | | | | | | | | | | | | | | | | | | | | | | | |
| VL1190A0 | PLUS WASHING SYSTEM INLET DISTRIBUTOR | 1.000 | PC | | | | | | | | | | | | | | | | | | | | | | | | | | | | | | | | | | | | | | | | | | | | | | | | | | | | | | | | | | | | | | | | | | | | | | | | | | | | | | | | | | | | | |
| VL1214A0 | BAYONET - 6mm BARBED NRV VALVE | 1.000 | PC | | | | | | | | | | | | | | | | | | | | | | | | | | | | | | | | | | | | | | | | | | | | | | | | | | | | | | | | | | | | | | | | | | | | | | | | | | | | | | | | | | | | | |
| VM1605A0 | CLIP TWIST LOCK DIAM. 10,2-12,7 MM | 3.000 | PC | | | | | | | | | | | | | | | | | | | | | | | | | | | | | | | | | | | | | | | | | | | | | | | | | | | | | | | | | | | | | | | | | | | | | | | | | | | | | | | | | | | | | |
| VM2172A0 | LOCKING CLIP FOR PUMP WITH CIRCUIT | 5.000 | PC | | | | | | | | | | | | | | | | | | | | | | | | | | | | | | | | | | | | | | | | | | | | | | | | | | | | | | | | | | | | | | | | | | | | | | | | | | | | | | | | | | | | | |
| Code | Description | Qty | UOM | | | | | | | | | | | | | | | | | | | | | | | | | | | | | | | | | | | | | | | | | | | | | | | | | | | | | | | | | | | | | | | | | | | | | | | | | | | | | | | | | | | | | |
| 0H2354A1 | XEVC-XEVL PLUS WASHING CIRCUIT PLAT | 1.000 | PC | | | | | | | | | | | | | | | | | | | | | | | | | | | | | | | | | | | | | | | | | | | | | | | | | | | | | | | | | | | | | | | | | | | | | | | | | | | | | | | | | | | | | |
| EL1440A0 | WATER SELF CLEANING VALVE | 4.000 | PC | | | | | | | | | | | | | | | | | | | | | | | | | | | | | | | | | | | | | | | | | | | | | | | | | | | | | | | | | | | | | | | | | | | | | | | | | | | | | | | | | | | | | |
| GN1526A0 | INT. D.=6.9 TH=1.8 O-RIN | 9.000 | PC | | | | | | | | | | | | | | | | | | | | | | | | | | | | | | | | | | | | | | | | | | | | | | | | | | | | | | | | | | | | | | | | | | | | | | | | | | | | | | | | | | | | | |
| RC1018A0 | ZINC PLATED D12 ELASTIC CLAMP | 3.000 | PC | | | | | | | | | | | | | | | | | | | | | | | | | | | | | | | | | | | | | | | | | | | | | | | | | | | | | | | | | | | | | | | | | | | | | | | | | | | | | | | | | | | | | |
| RC1019A0 | D=10 ELASTIC CLAMP | 15.000 | PC | | | | | | | | | | | | | | | | | | | | | | | | | | | | | | | | | | | | | | | | | | | | | | | | | | | | | | | | | | | | | | | | | | | | | | | | | | | | | | | | | | | | | |
| RC1130A0 | 130x2,6 CLAM | 1.000 | PC | | | | | | | | | | | | | | | | | | | | | | | | | | | | | | | | | | | | | | | | | | | | | | | | | | | | | | | | | | | | | | | | | | | | | | | | | | | | | | | | | | | | | |
| RC1131A0 | 200x2,6 BLACK CLAMP | 3.000 | PC | | | | | | | | | | | | | | | | | | | | | | | | | | | | | | | | | | | | | | | | | | | | | | | | | | | | | | | | | | | | | | | | | | | | | | | | | | | | | | | | | | | | | |

| COMPONENT | | | SPARE PART | | | | | | | | | | | | | | | | | | | | | | | | | | | | | | | | | | | | | | | | | | | | | | | | | | | | | | | | | | | | | | | | | | | | | | |
|-----------|---|---|------------|--|--|------|-------------|-----|-----|----------|--------------------|-------|----|----------|--|-------|----|----------|--------------------------|-------|----|----------|---------------------------|-------|----|----------|--|-------|----|----------|--|-------|----|----------|---|-------|----|----------|--------------------------------|-------|----|----------|---|-------|----|----------|-------------------------------------|-------|----|----------|--|-------|----|----------|--------------------------|-------|----|----------|-----------------------------------|-------|----|----------|----------------------|-------|----|----------|----------------------------------|-------|----|----------|---------------------------------------|-------|----|
| Code | Description | Image | Code | Description | Kit components | | | | | | | | | | | | | | | | | | | | | | | | | | | | | | | | | | | | | | | | | | | | | | | | | | | | | | | | | | | | | | | | | | | | |
| VL1166A | BB6-AR6 L FITTING |  | KVL1184A | 2 ROTOR ARMS PLUS EU CLEANING SYSTEM KIT | <table border="1"> <thead> <tr> <th>Code</th> <th>Description</th> <th>Qty</th> <th>UOM</th> </tr> </thead> <tbody> <tr> <td>RC1242A0</td> <td>D=10 CLOSED CAP</td> <td>2.000</td> <td>PC</td> </tr> <tr> <td>RC1356A0</td> <td>"STRAIGHT THREADED FEMALE END 8x1/4" BS</td> <td>1.000</td> <td>PC</td> </tr> <tr> <td>TB2821A0</td> <td>EPDM 6X10 L=40MM PIPE</td> <td>6.000</td> <td>PC</td> </tr> <tr> <td>TB2994A0</td> <td>HOOD DETERGENT PIPE</td> <td>1.000</td> <td>PC</td> </tr> <tr> <td>TB3004A0</td> <td>TB2820A L=550mm EPDM BLACK PIPE</td> <td>2.000</td> <td>PC</td> </tr> <tr> <td>TB3005B0</td> <td>TB3132A L=550mm EPDM WHITE-BLUE PIPE</td> <td>1.000</td> <td>PC</td> </tr> <tr> <td>TB3440A0</td> <td>TB3132A L=1050mm EPDM WHITE-BLUE PIPE</td> <td>1.000</td> <td>PC</td> </tr> <tr> <td>VL1019A0</td> <td>VIBRATION DETERGENT PUMP</td> <td>1.000</td> <td>PC</td> </tr> <tr> <td>VL1047A1</td> <td>D6 PIPE HOLDER - D8 J.G. TERMINAL</td> <td>1.000</td> <td>PC</td> </tr> <tr> <td>VL1065A1</td> <td>1/4 MALE N.O. PRESSURE SWITCH</td> <td>1.000</td> <td>PC</td> </tr> <tr> <td>VL1102A1</td> <td>DETERGENT LINE FILTER + BARBED VNR 6 MM</td> <td>1.000</td> <td>PC</td> </tr> <tr> <td>VL1128A1</td> <td>D6 BARBED CHECK VALVE</td> <td>2.000</td> <td>PC</td> </tr> <tr> <td>VL1141A1</td> <td>BB6-BB6 STRAIGHT CONNECTION</td> <td>1.000</td> <td>PC</td> </tr> <tr> <td>VL1166A0</td> <td>BB6-AR6 L FITTING</td> <td>4.000</td> <td>PC</td> </tr> <tr> <td>VL1174C0</td> <td>D1.2 MM CALIBRATED D1.2 MM</td> <td>1.000</td> <td>PC</td> </tr> <tr> <td>VL1186A0</td> <td>3 WAYS PLUS WASHING DISTRIBUTOR</td> <td>1.000</td> <td>PC</td> </tr> </tbody> </table> | Code | Description | Qty | UOM | RC1242A0 | D=10 CLOSED CAP | 2.000 | PC | RC1356A0 | "STRAIGHT THREADED FEMALE END 8x1/4" BS | 1.000 | PC | TB2821A0 | EPDM 6X10 L=40MM PIPE | 6.000 | PC | TB2994A0 | HOOD DETERGENT PIPE | 1.000 | PC | TB3004A0 | TB2820A L=550mm EPDM BLACK PIPE | 2.000 | PC | TB3005B0 | TB3132A L=550mm EPDM WHITE-BLUE PIPE | 1.000 | PC | TB3440A0 | TB3132A L=1050mm EPDM WHITE-BLUE PIPE | 1.000 | PC | VL1019A0 | VIBRATION DETERGENT PUMP | 1.000 | PC | VL1047A1 | D6 PIPE HOLDER - D8 J.G. TERMINAL | 1.000 | PC | VL1065A1 | 1/4 MALE N.O. PRESSURE SWITCH | 1.000 | PC | VL1102A1 | DETERGENT LINE FILTER + BARBED VNR 6 MM | 1.000 | PC | VL1128A1 | D6 BARBED CHECK VALVE | 2.000 | PC | VL1141A1 | BB6-BB6 STRAIGHT CONNECTION | 1.000 | PC | VL1166A0 | BB6-AR6 L FITTING | 4.000 | PC | VL1174C0 | D1.2 MM CALIBRATED D1.2 MM | 1.000 | PC | VL1186A0 | 3 WAYS PLUS WASHING DISTRIBUTOR | 1.000 | PC |
| Code | Description | Qty | UOM | | | | | | | | | | | | | | | | | | | | | | | | | | | | | | | | | | | | | | | | | | | | | | | | | | | | | | | | | | | | | | | | | | | | | | |
| RC1242A0 | D=10 CLOSED CAP | 2.000 | PC | | | | | | | | | | | | | | | | | | | | | | | | | | | | | | | | | | | | | | | | | | | | | | | | | | | | | | | | | | | | | | | | | | | | | | |
| RC1356A0 | "STRAIGHT THREADED FEMALE END 8x1/4" BS | 1.000 | PC | | | | | | | | | | | | | | | | | | | | | | | | | | | | | | | | | | | | | | | | | | | | | | | | | | | | | | | | | | | | | | | | | | | | | | |
| TB2821A0 | EPDM 6X10 L=40MM PIPE | 6.000 | PC | | | | | | | | | | | | | | | | | | | | | | | | | | | | | | | | | | | | | | | | | | | | | | | | | | | | | | | | | | | | | | | | | | | | | | |
| TB2994A0 | HOOD DETERGENT PIPE | 1.000 | PC | | | | | | | | | | | | | | | | | | | | | | | | | | | | | | | | | | | | | | | | | | | | | | | | | | | | | | | | | | | | | | | | | | | | | | |
| TB3004A0 | TB2820A L=550mm EPDM BLACK PIPE | 2.000 | PC | | | | | | | | | | | | | | | | | | | | | | | | | | | | | | | | | | | | | | | | | | | | | | | | | | | | | | | | | | | | | | | | | | | | | | |
| TB3005B0 | TB3132A L=550mm EPDM WHITE-BLUE PIPE | 1.000 | PC | | | | | | | | | | | | | | | | | | | | | | | | | | | | | | | | | | | | | | | | | | | | | | | | | | | | | | | | | | | | | | | | | | | | | | |
| TB3440A0 | TB3132A L=1050mm EPDM WHITE-BLUE PIPE | 1.000 | PC | | | | | | | | | | | | | | | | | | | | | | | | | | | | | | | | | | | | | | | | | | | | | | | | | | | | | | | | | | | | | | | | | | | | | | |
| VL1019A0 | VIBRATION DETERGENT PUMP | 1.000 | PC | | | | | | | | | | | | | | | | | | | | | | | | | | | | | | | | | | | | | | | | | | | | | | | | | | | | | | | | | | | | | | | | | | | | | | |
| VL1047A1 | D6 PIPE HOLDER - D8 J.G. TERMINAL | 1.000 | PC | | | | | | | | | | | | | | | | | | | | | | | | | | | | | | | | | | | | | | | | | | | | | | | | | | | | | | | | | | | | | | | | | | | | | | |
| VL1065A1 | 1/4 MALE N.O. PRESSURE SWITCH | 1.000 | PC | | | | | | | | | | | | | | | | | | | | | | | | | | | | | | | | | | | | | | | | | | | | | | | | | | | | | | | | | | | | | | | | | | | | | | |
| VL1102A1 | DETERGENT LINE FILTER + BARBED VNR 6 MM | 1.000 | PC | | | | | | | | | | | | | | | | | | | | | | | | | | | | | | | | | | | | | | | | | | | | | | | | | | | | | | | | | | | | | | | | | | | | | | |
| VL1128A1 | D6 BARBED CHECK VALVE | 2.000 | PC | | | | | | | | | | | | | | | | | | | | | | | | | | | | | | | | | | | | | | | | | | | | | | | | | | | | | | | | | | | | | | | | | | | | | | |
| VL1141A1 | BB6-BB6 STRAIGHT CONNECTION | 1.000 | PC | | | | | | | | | | | | | | | | | | | | | | | | | | | | | | | | | | | | | | | | | | | | | | | | | | | | | | | | | | | | | | | | | | | | | | |
| VL1166A0 | BB6-AR6 L FITTING | 4.000 | PC | | | | | | | | | | | | | | | | | | | | | | | | | | | | | | | | | | | | | | | | | | | | | | | | | | | | | | | | | | | | | | | | | | | | | | |
| VL1174C0 | D1.2 MM CALIBRATED D1.2 MM | 1.000 | PC | | | | | | | | | | | | | | | | | | | | | | | | | | | | | | | | | | | | | | | | | | | | | | | | | | | | | | | | | | | | | | | | | | | | | | |
| VL1186A0 | 3 WAYS PLUS WASHING DISTRIBUTOR | 1.000 | PC | | | | | | | | | | | | | | | | | | | | | | | | | | | | | | | | | | | | | | | | | | | | | | | | | | | | | | | | | | | | | | | | | | | | | | |




| COMPONENT | | | SPARE PART | | | | | | | | | | | | | | | | | | | | | | | | | | | | | | | | | | | | | | | | | | | | | | | | | | | | | | | | | | | |
|-----------|---|--|------------|--|--|------|-------------|--|-------|----------|---|---------------------------------|-------|----------|--------------------------------------|-----------------------------|-------|----------|--|-------------------------------------|-------|----------|--|-----------------------|--------|----|----------|--------------|-------|----|----------|------------------------|-------|----|----------|--------------------|-------|----|----------|--|-------|----|----------|--------------------------|-------|----|----------|--|-------|----|----------|--|-------|----|----------|---|-------|----|----------|----------|-------|----|
| Code | Description | Image | Code | Description | Kit components | | | | | | | | | | | | | | | | | | | | | | | | | | | | | | | | | | | | | | | | | | | | | | | | | | | | | | | | | |
| VL1166A | BB6-AR6 L FITTING |  | KVL1184A | 2 ROTOR ARMS PLUS EU CLEANING SYSTEM KIT | <table border="1"> <thead> <tr> <th>Code</th> <th>Description</th> <th>Qty</th> <th>UOM</th> </tr> </thead> <tbody> <tr> <td>VL1190A0</td> <td>PLUS WASHING SYSTEM INLET DISTRIBUTOR</td> <td>1.000</td> <td>PC</td> </tr> <tr> <td>VL1214A0</td> <td>BAYONET - 6mm BARBED NRV VALVE</td> <td>1.000</td> <td>PC</td> </tr> <tr> <td>VM1605A0</td> <td>CLIP TWIST LOCK DIAM. 10,2-12,7 MM</td> <td>3.000</td> <td>PC</td> </tr> <tr> <td>VM2172A0</td> <td>LOCKING CLIP FOR PUMP WITH CIRCUIT</td> <td>5.000</td> <td>PC</td> </tr> </tbody> </table> | Code | Description | Qty | UOM | VL1190A0 | PLUS WASHING SYSTEM INLET DISTRIBUTOR | 1.000 | PC | VL1214A0 | BAYONET - 6mm BARBED NRV VALVE | 1.000 | PC | VM1605A0 | CLIP TWIST LOCK DIAM. 10,2-12,7 MM | 3.000 | PC | VM2172A0 | LOCKING CLIP FOR PUMP WITH CIRCUIT | 5.000 | PC | | | | | | | | | | | | | | | | | | | | | | | | | | | | | | | | | | | | | |
| | | | Code | Description | Qty | UOM | | | | | | | | | | | | | | | | | | | | | | | | | | | | | | | | | | | | | | | | | | | | | | | | | | | | | | | | |
| VL1190A0 | PLUS WASHING SYSTEM INLET DISTRIBUTOR | 1.000 | PC | | | | | | | | | | | | | | | | | | | | | | | | | | | | | | | | | | | | | | | | | | | | | | | | | | | | | | | | | | | |
| VL1214A0 | BAYONET - 6mm BARBED NRV VALVE | 1.000 | PC | | | | | | | | | | | | | | | | | | | | | | | | | | | | | | | | | | | | | | | | | | | | | | | | | | | | | | | | | | | |
| VM1605A0 | CLIP TWIST LOCK DIAM. 10,2-12,7 MM | 3.000 | PC | | | | | | | | | | | | | | | | | | | | | | | | | | | | | | | | | | | | | | | | | | | | | | | | | | | | | | | | | | | |
| VM2172A0 | LOCKING CLIP FOR PUMP WITH CIRCUIT | 5.000 | PC | | | | | | | | | | | | | | | | | | | | | | | | | | | | | | | | | | | | | | | | | | | | | | | | | | | | | | | | | | | |
| KVL1183A | 1 ROTOR ARM PLUS CLEANING SYSTEM KIT | <table border="1"> <thead> <tr> <th>Code</th> <th>Description</th> <th>Qty</th> <th>UOM</th> </tr> </thead> <tbody> <tr> <td>0H2354A1</td> <td>XEVC-XEVL PLUS WASHING CIRCUIT PLAT</td> <td>1.000</td> <td>PC</td> </tr> <tr> <td>EL1440A0</td> <td>WATER SELF CLEANING VALVE</td> <td>3.000</td> <td>PC</td> </tr> <tr> <td>GN1526A0</td> <td>INT. D.=6.9 TH=1.8 O-RIN</td> <td>7.000</td> <td>PC</td> </tr> <tr> <td>RC1018A0</td> <td>ZINC PLATED D12 ELASTIC CLAMP</td> <td>2.000</td> <td>PC</td> </tr> <tr> <td>RC1019A0</td> <td>D=10 ELASTIC CLAMP</td> <td>14.000</td> <td>PC</td> </tr> <tr> <td>RC1130A0</td> <td>130x2.6 CLAM</td> <td>1.000</td> <td>PC</td> </tr> <tr> <td>RC1131A0</td> <td>200x2.6 BLACK CLAMP</td> <td>2.000</td> <td>PC</td> </tr> <tr> <td>RC1242A0</td> <td>D=10 CLOSED CAP</td> <td>2.000</td> <td>PC</td> </tr> <tr> <td>RC1356A0</td> <td>"STRAIGHT THREADED FEMALE END 8x1/4" BS</td> <td>1.000</td> <td>PC</td> </tr> <tr> <td>TB2821A0</td> <td>EPDM 6X10 L=40MM PIPE</td> <td>6.000</td> <td>PC</td> </tr> <tr> <td>TB3004A0</td> <td>TB2820A L=550mm EPDM BLACK PIPE</td> <td>1.000</td> <td>PC</td> </tr> <tr> <td>TB3005B0</td> <td>TB3132A L=550mm EPDM WHITE-BLUE PIPE</td> <td>1.000</td> <td>PC</td> </tr> <tr> <td>TB3225B0</td> <td>TB2820A-TAN K-WASHYNG SYS CONNECTION</td> <td>1.000</td> <td>PC</td> </tr> <tr> <td>TB3252A0</td> <td>TB3252A0</td> <td>1.000</td> <td>PC</td> </tr> </tbody> </table> | Code | Description | Qty | UOM | 0H2354A1 | XEVC-XEVL PLUS WASHING CIRCUIT PLAT | 1.000 | PC | EL1440A0 | WATER SELF CLEANING VALVE | 3.000 | PC | GN1526A0 | INT. D.=6.9 TH=1.8 O-RIN | 7.000 | PC | RC1018A0 | ZINC PLATED D12 ELASTIC CLAMP | 2.000 | PC | RC1019A0 | D=10 ELASTIC CLAMP | 14.000 | PC | RC1130A0 | 130x2.6 CLAM | 1.000 | PC | RC1131A0 | 200x2.6 BLACK CLAMP | 2.000 | PC | RC1242A0 | D=10 CLOSED CAP | 2.000 | PC | RC1356A0 | "STRAIGHT THREADED FEMALE END 8x1/4" BS | 1.000 | PC | TB2821A0 | EPDM 6X10 L=40MM PIPE | 6.000 | PC | TB3004A0 | TB2820A L=550mm EPDM BLACK PIPE | 1.000 | PC | TB3005B0 | TB3132A L=550mm EPDM WHITE-BLUE PIPE | 1.000 | PC | TB3225B0 | TB2820A-TAN K-WASHYNG SYS CONNECTION | 1.000 | PC | TB3252A0 | TB3252A0 | 1.000 | PC |
| Code | Description | Qty | UOM | | | | | | | | | | | | | | | | | | | | | | | | | | | | | | | | | | | | | | | | | | | | | | | | | | | | | | | | | | | |
| 0H2354A1 | XEVC-XEVL PLUS WASHING CIRCUIT PLAT | 1.000 | PC | | | | | | | | | | | | | | | | | | | | | | | | | | | | | | | | | | | | | | | | | | | | | | | | | | | | | | | | | | | |
| EL1440A0 | WATER SELF CLEANING VALVE | 3.000 | PC | | | | | | | | | | | | | | | | | | | | | | | | | | | | | | | | | | | | | | | | | | | | | | | | | | | | | | | | | | | |
| GN1526A0 | INT. D.=6.9 TH=1.8 O-RIN | 7.000 | PC | | | | | | | | | | | | | | | | | | | | | | | | | | | | | | | | | | | | | | | | | | | | | | | | | | | | | | | | | | | |
| RC1018A0 | ZINC PLATED D12 ELASTIC CLAMP | 2.000 | PC | | | | | | | | | | | | | | | | | | | | | | | | | | | | | | | | | | | | | | | | | | | | | | | | | | | | | | | | | | | |
| RC1019A0 | D=10 ELASTIC CLAMP | 14.000 | PC | | | | | | | | | | | | | | | | | | | | | | | | | | | | | | | | | | | | | | | | | | | | | | | | | | | | | | | | | | | |
| RC1130A0 | 130x2.6 CLAM | 1.000 | PC | | | | | | | | | | | | | | | | | | | | | | | | | | | | | | | | | | | | | | | | | | | | | | | | | | | | | | | | | | | |
| RC1131A0 | 200x2.6 BLACK CLAMP | 2.000 | PC | | | | | | | | | | | | | | | | | | | | | | | | | | | | | | | | | | | | | | | | | | | | | | | | | | | | | | | | | | | |
| RC1242A0 | D=10 CLOSED CAP | 2.000 | PC | | | | | | | | | | | | | | | | | | | | | | | | | | | | | | | | | | | | | | | | | | | | | | | | | | | | | | | | | | | |
| RC1356A0 | "STRAIGHT THREADED FEMALE END 8x1/4" BS | 1.000 | PC | | | | | | | | | | | | | | | | | | | | | | | | | | | | | | | | | | | | | | | | | | | | | | | | | | | | | | | | | | | |
| TB2821A0 | EPDM 6X10 L=40MM PIPE | 6.000 | PC | | | | | | | | | | | | | | | | | | | | | | | | | | | | | | | | | | | | | | | | | | | | | | | | | | | | | | | | | | | |
| TB3004A0 | TB2820A L=550mm EPDM BLACK PIPE | 1.000 | PC | | | | | | | | | | | | | | | | | | | | | | | | | | | | | | | | | | | | | | | | | | | | | | | | | | | | | | | | | | | |
| TB3005B0 | TB3132A L=550mm EPDM WHITE-BLUE PIPE | 1.000 | PC | | | | | | | | | | | | | | | | | | | | | | | | | | | | | | | | | | | | | | | | | | | | | | | | | | | | | | | | | | | |
| TB3225B0 | TB2820A-TAN K-WASHYNG SYS CONNECTION | 1.000 | PC | | | | | | | | | | | | | | | | | | | | | | | | | | | | | | | | | | | | | | | | | | | | | | | | | | | | | | | | | | | |
| TB3252A0 | TB3252A0 | 1.000 | PC | | | | | | | | | | | | | | | | | | | | | | | | | | | | | | | | | | | | | | | | | | | | | | | | | | | | | | | | | | | |








| COMPONENT | | | SPARE PART | | | | | | | | | | | | | | | | | | | | | | | | | | | | | | | | | | | | | | | | | | | | | | | | | | | | | | |
|-----------|---|---|------------|--|--|------|-------------|-----|-----|----------|--|-------|----|----------|---|-------|----|----------|-------------------------------------|-------|----|----------|--|-------|----|----------|--------------------------|--------|----|----------|----------------------|-------|----|----------|----------------------------------|-------|----|----------|---------------------------------------|-------|----|----------|---|-------|----|----------|--------------------------------------|-------|----|----------|--|-------|----|----------|--|-------|----|
| Code | Description | Image | Code | Description | Kit components | | | | | | | | | | | | | | | | | | | | | | | | | | | | | | | | | | | | | | | | | | | | | | | | | | | | |
| VL1166A | BB6-AR6 L FITTING |  | KVL1183A | 1 ROTOR ARM PLUS CLEANING SYSTEM KIT | <table border="1"> <thead> <tr> <th>Code</th> <th>Description</th> <th>Qty</th> <th>UOM</th> </tr> </thead> <tbody> <tr> <td>VL1019A0</td> <td>VIBRATION DETERGENT PUMP</td> <td>1.000</td> <td>PC</td> </tr> <tr> <td>VL1047A1</td> <td>D6 PIPE HOLDER - D8 J.G. TERMINAL</td> <td>1.000</td> <td>PC</td> </tr> <tr> <td>VL1065A1</td> <td>1/4 MALE N.O. PRESSURE SWITCH</td> <td>1.000</td> <td>PC</td> </tr> <tr> <td>VL1102A1</td> <td>DETERGENT LINE FILTER + BARBED VNR 6 MM</td> <td>1.000</td> <td>PC</td> </tr> <tr> <td>VL1128A1</td> <td>D6 BARBED CHECK VALVE</td> <td>2.000</td> <td>PC</td> </tr> <tr> <td>VL1166A0</td> <td>BB6-AR6 L FITTING</td> <td>3.000</td> <td>PC</td> </tr> <tr> <td>VL1174C0</td> <td>D1.2 MM CALIBRATED D1.2 MM</td> <td>1.000</td> <td>PC</td> </tr> <tr> <td>VL1185A0</td> <td>2 WAYS PLUS WASHING DISTRIBUTOR</td> <td>1.000</td> <td>PC</td> </tr> <tr> <td>VL1190A0</td> <td>PLUS WASHING SYSTEM INLET DISTRIBUTOR</td> <td>1.000</td> <td>PC</td> </tr> <tr> <td>VL1214A0</td> <td>BAYONET - 6mm BARBED NRV VALVE</td> <td>1.000</td> <td>PC</td> </tr> <tr> <td>VM1605A0</td> <td>CLIP TWIST LOCK DIAM. 10,2-12,7 MM</td> <td>3.000</td> <td>PC</td> </tr> <tr> <td>VM2172A0</td> <td>LOCKING CLIP FOR PUMP WITH CIRCUIT</td> <td>4.000</td> <td>PC</td> </tr> </tbody> </table> | Code | Description | Qty | UOM | VL1019A0 | VIBRATION DETERGENT PUMP | 1.000 | PC | VL1047A1 | D6 PIPE HOLDER - D8 J.G. TERMINAL | 1.000 | PC | VL1065A1 | 1/4 MALE N.O. PRESSURE SWITCH | 1.000 | PC | VL1102A1 | DETERGENT LINE FILTER + BARBED VNR 6 MM | 1.000 | PC | VL1128A1 | D6 BARBED CHECK VALVE | 2.000 | PC | VL1166A0 | BB6-AR6 L FITTING | 3.000 | PC | VL1174C0 | D1.2 MM CALIBRATED D1.2 MM | 1.000 | PC | VL1185A0 | 2 WAYS PLUS WASHING DISTRIBUTOR | 1.000 | PC | VL1190A0 | PLUS WASHING SYSTEM INLET DISTRIBUTOR | 1.000 | PC | VL1214A0 | BAYONET - 6mm BARBED NRV VALVE | 1.000 | PC | VM1605A0 | CLIP TWIST LOCK DIAM. 10,2-12,7 MM | 3.000 | PC | VM2172A0 | LOCKING CLIP FOR PUMP WITH CIRCUIT | 4.000 | PC |
| Code | Description | Qty | UOM | | | | | | | | | | | | | | | | | | | | | | | | | | | | | | | | | | | | | | | | | | | | | | | | | | | | | | |
| VL1019A0 | VIBRATION DETERGENT PUMP | 1.000 | PC | | | | | | | | | | | | | | | | | | | | | | | | | | | | | | | | | | | | | | | | | | | | | | | | | | | | | | |
| VL1047A1 | D6 PIPE HOLDER - D8 J.G. TERMINAL | 1.000 | PC | | | | | | | | | | | | | | | | | | | | | | | | | | | | | | | | | | | | | | | | | | | | | | | | | | | | | | |
| VL1065A1 | 1/4 MALE N.O. PRESSURE SWITCH | 1.000 | PC | | | | | | | | | | | | | | | | | | | | | | | | | | | | | | | | | | | | | | | | | | | | | | | | | | | | | | |
| VL1102A1 | DETERGENT LINE FILTER + BARBED VNR 6 MM | 1.000 | PC | | | | | | | | | | | | | | | | | | | | | | | | | | | | | | | | | | | | | | | | | | | | | | | | | | | | | | |
| VL1128A1 | D6 BARBED CHECK VALVE | 2.000 | PC | | | | | | | | | | | | | | | | | | | | | | | | | | | | | | | | | | | | | | | | | | | | | | | | | | | | | | |
| VL1166A0 | BB6-AR6 L FITTING | 3.000 | PC | | | | | | | | | | | | | | | | | | | | | | | | | | | | | | | | | | | | | | | | | | | | | | | | | | | | | | |
| VL1174C0 | D1.2 MM CALIBRATED D1.2 MM | 1.000 | PC | | | | | | | | | | | | | | | | | | | | | | | | | | | | | | | | | | | | | | | | | | | | | | | | | | | | | | |
| VL1185A0 | 2 WAYS PLUS WASHING DISTRIBUTOR | 1.000 | PC | | | | | | | | | | | | | | | | | | | | | | | | | | | | | | | | | | | | | | | | | | | | | | | | | | | | | | |
| VL1190A0 | PLUS WASHING SYSTEM INLET DISTRIBUTOR | 1.000 | PC | | | | | | | | | | | | | | | | | | | | | | | | | | | | | | | | | | | | | | | | | | | | | | | | | | | | | | |
| VL1214A0 | BAYONET - 6mm BARBED NRV VALVE | 1.000 | PC | | | | | | | | | | | | | | | | | | | | | | | | | | | | | | | | | | | | | | | | | | | | | | | | | | | | | | |
| VM1605A0 | CLIP TWIST LOCK DIAM. 10,2-12,7 MM | 3.000 | PC | | | | | | | | | | | | | | | | | | | | | | | | | | | | | | | | | | | | | | | | | | | | | | | | | | | | | | |
| VM2172A0 | LOCKING CLIP FOR PUMP WITH CIRCUIT | 4.000 | PC | | | | | | | | | | | | | | | | | | | | | | | | | | | | | | | | | | | | | | | | | | | | | | | | | | | | | | |
| | | | KVL1182A | ONE 1ROT CLEANING SYSTEM KIT (0311 EXC.) | <table border="1"> <thead> <tr> <th>Code</th> <th>Description</th> <th>Qty</th> <th>UOM</th> </tr> </thead> <tbody> <tr> <td>0H2202A1</td> <td>ONE WASHING WITH STEAM VALVE SUPPORT</td> <td>1.000</td> <td>PC</td> </tr> <tr> <td>EL1440A0</td> <td>WATER SELF CLEANING VALVE</td> <td>1.000</td> <td>PC</td> </tr> <tr> <td>GN1526A0</td> <td>INT. D.=6.9 TH=1.8 O-RIN</td> <td>3.000</td> <td>PC</td> </tr> <tr> <td>RC1018A0</td> <td>ZINC PLATED D12 ELASTIC CLAMP</td> <td>1.000</td> <td>PC</td> </tr> <tr> <td>RC1019A0</td> <td>D=10 ELASTIC CLAMP</td> <td>14.000</td> <td>PC</td> </tr> <tr> <td>RC1130A0</td> <td>130x2,6 CLAM</td> <td>2.000</td> <td>PC</td> </tr> </tbody> </table> | Code | Description | Qty | UOM | 0H2202A1 | ONE WASHING WITH STEAM VALVE SUPPORT | 1.000 | PC | EL1440A0 | WATER SELF CLEANING VALVE | 1.000 | PC | GN1526A0 | INT. D.=6.9 TH=1.8 O-RIN | 3.000 | PC | RC1018A0 | ZINC PLATED D12 ELASTIC CLAMP | 1.000 | PC | RC1019A0 | D=10 ELASTIC CLAMP | 14.000 | PC | RC1130A0 | 130x2,6 CLAM | 2.000 | PC | | | | | | | | | | | | | | | | | | | | | | | | |
| Code | Description | Qty | UOM | | | | | | | | | | | | | | | | | | | | | | | | | | | | | | | | | | | | | | | | | | | | | | | | | | | | | | |
| 0H2202A1 | ONE WASHING WITH STEAM VALVE SUPPORT | 1.000 | PC | | | | | | | | | | | | | | | | | | | | | | | | | | | | | | | | | | | | | | | | | | | | | | | | | | | | | | |
| EL1440A0 | WATER SELF CLEANING VALVE | 1.000 | PC | | | | | | | | | | | | | | | | | | | | | | | | | | | | | | | | | | | | | | | | | | | | | | | | | | | | | | |
| GN1526A0 | INT. D.=6.9 TH=1.8 O-RIN | 3.000 | PC | | | | | | | | | | | | | | | | | | | | | | | | | | | | | | | | | | | | | | | | | | | | | | | | | | | | | | |
| RC1018A0 | ZINC PLATED D12 ELASTIC CLAMP | 1.000 | PC | | | | | | | | | | | | | | | | | | | | | | | | | | | | | | | | | | | | | | | | | | | | | | | | | | | | | | |
| RC1019A0 | D=10 ELASTIC CLAMP | 14.000 | PC | | | | | | | | | | | | | | | | | | | | | | | | | | | | | | | | | | | | | | | | | | | | | | | | | | | | | | |
| RC1130A0 | 130x2,6 CLAM | 2.000 | PC | | | | | | | | | | | | | | | | | | | | | | | | | | | | | | | | | | | | | | | | | | | | | | | | | | | | | | |







| COMPONENT | | | SPARE PART | | | | | | | | | | | | | | | | | | | | | | | | | | | | | | | | | | | | | | | | | | | | | | | | | | | | | | | | | | | | | | | | | | | | | | | | | | | | | | | | | |
|-----------|--|---|------------|--|--|------|-------------|-----|-----|----------|--------------------|-------|----|----------|--------------------------|-------|----|----------|--|-------|----|----------|---|-------|----|----------|---|-------|----|----------|--------------------------------------|-------|----|----------|--------------------------------|-------|----|----------|---|-------|----|----------|--|-------|----|----------|--|-------|----|----------|--------------------------|-------|----|----------|----------------------|-------|----|----------|----------------------------------|-------|----|----------|--|-------|----|----------|--------------------------------------|-------|----|----------|--|-------|----|----------|--------------------------------|--|------|-------------|-----|-----|----------|----------------------|-------|----|
| Code | Description | Image | Code | Description | Kit components | | | | | | | | | | | | | | | | | | | | | | | | | | | | | | | | | | | | | | | | | | | | | | | | | | | | | | | | | | | | | | | | | | | | | | | | | | | | | | | |
| VL1166A | BB6-AR6 L FITTING |  | KVL1182A | ONE 1ROT CLEANING SYSTEM KIT (0311 EXC.) | <table border="1"> <thead> <tr> <th>Code</th> <th>Description</th> <th>Qty</th> <th>UOM</th> </tr> </thead> <tbody> <tr> <td>RC1242A0</td> <td>D=10 CLOSED CAP</td> <td>2.000</td> <td>PC</td> </tr> <tr> <td>TB2821A0</td> <td>EPDM 6X10 L=40MM PIPE</td> <td>6.000</td> <td>PC</td> </tr> <tr> <td>TB3004A0</td> <td>TB2820A L=550mm EPDM BLACK PIPE</td> <td>1.000</td> <td>PC</td> </tr> <tr> <td>TB3009B0</td> <td>TB3132A-ONE OVEN WASHING INLET</td> <td>1.000</td> <td>PC</td> </tr> <tr> <td>TB3225B0</td> <td>TB2820A-TAN K-WASHYNG SYS CONNECTION</td> <td>1.000</td> <td>PC</td> </tr> <tr> <td>VI1220A1</td> <td>4,2x12 TCB SELF-TAPPIN G SCREW</td> <td>1.000</td> <td>PC</td> </tr> <tr> <td>VL1019A0</td> <td>VIBRATION DETERGENT PUMP</td> <td>1.000</td> <td>PC</td> </tr> <tr> <td>VL1047A1</td> <td>D6 PIPE HOLDER - D8 J.G. TERMINAL</td> <td>1.000</td> <td>PC</td> </tr> <tr> <td>VL1054B0</td> <td>ONE WASHING SYS INLET DISTRIBUTOR</td> <td>1.000</td> <td>PC</td> </tr> <tr> <td>VL1102A1</td> <td>DETERGENT LINE FILTER + BARBED VNR 6 MM</td> <td>1.000</td> <td>PC</td> </tr> <tr> <td>VL1128A1</td> <td>D6 BARBED CHECK VALVE</td> <td>2.000</td> <td>PC</td> </tr> <tr> <td>VL1166A0</td> <td>BB6-AR6 L FITTING</td> <td>1.000</td> <td>PC</td> </tr> <tr> <td>VL1174C0</td> <td>D1.2 MM CALIBRATED D1.2 MM</td> <td>1.000</td> <td>PC</td> </tr> <tr> <td>VL1191A0</td> <td>ONE WASHING DISTRIBUTOR OUTLETS KIT</td> <td>1.000</td> <td>PC</td> </tr> <tr> <td>VL1214A0</td> <td>BAYONET - 6mm BARBED NRV VALVE</td> <td>1.000</td> <td>PC</td> </tr> <tr> <td>VM2172A0</td> <td>LOCKING CLIP FOR PUMP WITH CIRCUIT</td> <td>2.000</td> <td>PC</td> </tr> </tbody> </table> | Code | Description | Qty | UOM | RC1242A0 | D=10 CLOSED CAP | 2.000 | PC | TB2821A0 | EPDM 6X10 L=40MM PIPE | 6.000 | PC | TB3004A0 | TB2820A L=550mm EPDM BLACK PIPE | 1.000 | PC | TB3009B0 | TB3132A-ONE OVEN WASHING INLET | 1.000 | PC | TB3225B0 | TB2820A-TAN K-WASHYNG SYS CONNECTION | 1.000 | PC | VI1220A1 | 4,2x12 TCB SELF-TAPPIN G SCREW | 1.000 | PC | VL1019A0 | VIBRATION DETERGENT PUMP | 1.000 | PC | VL1047A1 | D6 PIPE HOLDER - D8 J.G. TERMINAL | 1.000 | PC | VL1054B0 | ONE WASHING SYS INLET DISTRIBUTOR | 1.000 | PC | VL1102A1 | DETERGENT LINE FILTER + BARBED VNR 6 MM | 1.000 | PC | VL1128A1 | D6 BARBED CHECK VALVE | 2.000 | PC | VL1166A0 | BB6-AR6 L FITTING | 1.000 | PC | VL1174C0 | D1.2 MM CALIBRATED D1.2 MM | 1.000 | PC | VL1191A0 | ONE WASHING DISTRIBUTOR OUTLETS KIT | 1.000 | PC | VL1214A0 | BAYONET - 6mm BARBED NRV VALVE | 1.000 | PC | VM2172A0 | LOCKING CLIP FOR PUMP WITH CIRCUIT | 2.000 | PC | KVL1166A | BB6-AR6 L FITTING 5 PCS KIT | <table border="1"> <thead> <tr> <th>Code</th> <th>Description</th> <th>Qty</th> <th>UOM</th> </tr> </thead> <tbody> <tr> <td>VL1166A0</td> <td>BB6-AR6 L FITTING</td> <td>5.000</td> <td>PC</td> </tr> </tbody> </table> | Code | Description | Qty | UOM | VL1166A0 | BB6-AR6 L FITTING | 5.000 | PC |
| | | | Code | Description | Qty | UOM | | | | | | | | | | | | | | | | | | | | | | | | | | | | | | | | | | | | | | | | | | | | | | | | | | | | | | | | | | | | | | | | | | | | | | | | | | | | | | |
| RC1242A0 | D=10 CLOSED CAP | 2.000 | PC | | | | | | | | | | | | | | | | | | | | | | | | | | | | | | | | | | | | | | | | | | | | | | | | | | | | | | | | | | | | | | | | | | | | | | | | | | | | | | | | | |
| TB2821A0 | EPDM 6X10 L=40MM PIPE | 6.000 | PC | | | | | | | | | | | | | | | | | | | | | | | | | | | | | | | | | | | | | | | | | | | | | | | | | | | | | | | | | | | | | | | | | | | | | | | | | | | | | | | | | |
| TB3004A0 | TB2820A L=550mm EPDM BLACK PIPE | 1.000 | PC | | | | | | | | | | | | | | | | | | | | | | | | | | | | | | | | | | | | | | | | | | | | | | | | | | | | | | | | | | | | | | | | | | | | | | | | | | | | | | | | | |
| TB3009B0 | TB3132A-ONE OVEN WASHING INLET | 1.000 | PC | | | | | | | | | | | | | | | | | | | | | | | | | | | | | | | | | | | | | | | | | | | | | | | | | | | | | | | | | | | | | | | | | | | | | | | | | | | | | | | | | |
| TB3225B0 | TB2820A-TAN K-WASHYNG SYS CONNECTION | 1.000 | PC | | | | | | | | | | | | | | | | | | | | | | | | | | | | | | | | | | | | | | | | | | | | | | | | | | | | | | | | | | | | | | | | | | | | | | | | | | | | | | | | | |
| VI1220A1 | 4,2x12 TCB SELF-TAPPIN G SCREW | 1.000 | PC | | | | | | | | | | | | | | | | | | | | | | | | | | | | | | | | | | | | | | | | | | | | | | | | | | | | | | | | | | | | | | | | | | | | | | | | | | | | | | | | | |
| VL1019A0 | VIBRATION DETERGENT PUMP | 1.000 | PC | | | | | | | | | | | | | | | | | | | | | | | | | | | | | | | | | | | | | | | | | | | | | | | | | | | | | | | | | | | | | | | | | | | | | | | | | | | | | | | | | |
| VL1047A1 | D6 PIPE HOLDER - D8 J.G. TERMINAL | 1.000 | PC | | | | | | | | | | | | | | | | | | | | | | | | | | | | | | | | | | | | | | | | | | | | | | | | | | | | | | | | | | | | | | | | | | | | | | | | | | | | | | | | | |
| VL1054B0 | ONE WASHING SYS INLET DISTRIBUTOR | 1.000 | PC | | | | | | | | | | | | | | | | | | | | | | | | | | | | | | | | | | | | | | | | | | | | | | | | | | | | | | | | | | | | | | | | | | | | | | | | | | | | | | | | | |
| VL1102A1 | DETERGENT LINE FILTER + BARBED VNR 6 MM | 1.000 | PC | | | | | | | | | | | | | | | | | | | | | | | | | | | | | | | | | | | | | | | | | | | | | | | | | | | | | | | | | | | | | | | | | | | | | | | | | | | | | | | | | |
| VL1128A1 | D6 BARBED CHECK VALVE | 2.000 | PC | | | | | | | | | | | | | | | | | | | | | | | | | | | | | | | | | | | | | | | | | | | | | | | | | | | | | | | | | | | | | | | | | | | | | | | | | | | | | | | | | |
| VL1166A0 | BB6-AR6 L FITTING | 1.000 | PC | | | | | | | | | | | | | | | | | | | | | | | | | | | | | | | | | | | | | | | | | | | | | | | | | | | | | | | | | | | | | | | | | | | | | | | | | | | | | | | | | |
| VL1174C0 | D1.2 MM CALIBRATED D1.2 MM | 1.000 | PC | | | | | | | | | | | | | | | | | | | | | | | | | | | | | | | | | | | | | | | | | | | | | | | | | | | | | | | | | | | | | | | | | | | | | | | | | | | | | | | | | |
| VL1191A0 | ONE WASHING DISTRIBUTOR OUTLETS KIT | 1.000 | PC | | | | | | | | | | | | | | | | | | | | | | | | | | | | | | | | | | | | | | | | | | | | | | | | | | | | | | | | | | | | | | | | | | | | | | | | | | | | | | | | | |
| VL1214A0 | BAYONET - 6mm BARBED NRV VALVE | 1.000 | PC | | | | | | | | | | | | | | | | | | | | | | | | | | | | | | | | | | | | | | | | | | | | | | | | | | | | | | | | | | | | | | | | | | | | | | | | | | | | | | | | | |
| VM2172A0 | LOCKING CLIP FOR PUMP WITH CIRCUIT | 2.000 | PC | | | | | | | | | | | | | | | | | | | | | | | | | | | | | | | | | | | | | | | | | | | | | | | | | | | | | | | | | | | | | | | | | | | | | | | | | | | | | | | | | |
| Code | Description | Qty | UOM | | | | | | | | | | | | | | | | | | | | | | | | | | | | | | | | | | | | | | | | | | | | | | | | | | | | | | | | | | | | | | | | | | | | | | | | | | | | | | | | | |
| VL1166A0 | BB6-AR6 L FITTING | 5.000 | PC | | | | | | | | | | | | | | | | | | | | | | | | | | | | | | | | | | | | | | | | | | | | | | | | | | | | | | | | | | | | | | | | | | | | | | | | | | | | | | | | | |








| COMPONENT | | | SPARE PART | | | | | | | | | | | | | | | | | | | | | | | | | | |
|-----------|---|---|------------|---------------------------------------|--|------|-------------|-----|-----|----------|---------------------------|-------|----|----------|-----------------------|-------|----|----------|----------------------------|-------|----|----------|--|-------|----|----------|---|-------|----|
| Code | Description | Image | Code | Description | Kit components | | | | | | | | | | | | | | | | | | | | | | | | |
| VM2172A | LOCKING CLIP FOR PUMP WITH CIRCUIT |  | VM2172A0 | LOCKING CLIP FOR PUMP WITH CIRCUIT | | | | | | | | | | | | | | | | | | | | | | | | | |
| 0H2561A | 6 S. DOOR COUNTERBRACKET |  | 0H2561A0 | 6 S. DOOR COUNTERBRACKET | | | | | | | | | | | | | | | | | | | | | | | | | |
| VI1995A | M5x25 ST. STEEL SCREW |  | VI1995A0 | M5x25 ST. STEEL SCREW | | | | | | | | | | | | | | | | | | | | | | | | | |
| VM1240A | NYLON SUPPORT CAP |  | KVM1240A | 4 PCS COUNTER BRACKET SUPPORT CAP KIT | <table border="1"> <thead> <tr> <th>Code</th> <th>Description</th> <th>Qty</th> <th>UOM</th> </tr> </thead> <tbody> <tr> <td>VM1240A0</td> <td>NYLON SUPPORT CAP</td> <td>4.000</td> <td>PC</td> </tr> </tbody> </table> | Code | Description | Qty | UOM | VM1240A0 | NYLON SUPPORT CAP | 4.000 | PC | | | | | | | | | | | | | | | | |
| Code | Description | Qty | UOM | | | | | | | | | | | | | | | | | | | | | | | | | | |
| VM1240A0 | NYLON SUPPORT CAP | 4.000 | PC | | | | | | | | | | | | | | | | | | | | | | | | | | |
| VM2273A | MM DOOR LEFT LOWER BRACKET |  | KVM2273A | MIND.Maps DOOR LOWER LEFT BRACKET KIT | <table border="1"> <thead> <tr> <th>Code</th> <th>Description</th> <th>Qty</th> <th>UOM</th> </tr> </thead> <tbody> <tr> <td>0H7330A0</td> <td>DOOR LOWER BRACKET WASHER</td> <td>2.000</td> <td>PC</td> </tr> <tr> <td>VI1995A0</td> <td>M5x25 ST. STEEL SCREW</td> <td>4.000</td> <td>PC</td> </tr> <tr> <td>VM2273A1</td> <td>MM DOOR LEFT LOWER BRACKET</td> <td>1.000</td> <td>PC</td> </tr> <tr> <td>VM2352A0</td> <td>MM LOWER DOOR BRACKET LEFT SCREW COVER</td> <td>1.000</td> <td>PC</td> </tr> <tr> <td>VM2353A0</td> <td>MM LOWER DOOR BRACKET RIGHT SCREW COVER</td> <td>1.000</td> <td>PC</td> </tr> </tbody> </table> | Code | Description | Qty | UOM | 0H7330A0 | DOOR LOWER BRACKET WASHER | 2.000 | PC | VI1995A0 | M5x25 ST. STEEL SCREW | 4.000 | PC | VM2273A1 | MM DOOR LEFT LOWER BRACKET | 1.000 | PC | VM2352A0 | MM LOWER DOOR BRACKET LEFT SCREW COVER | 1.000 | PC | VM2353A0 | MM LOWER DOOR BRACKET RIGHT SCREW COVER | 1.000 | PC |
| Code | Description | Qty | UOM | | | | | | | | | | | | | | | | | | | | | | | | | | |
| 0H7330A0 | DOOR LOWER BRACKET WASHER | 2.000 | PC | | | | | | | | | | | | | | | | | | | | | | | | | | |
| VI1995A0 | M5x25 ST. STEEL SCREW | 4.000 | PC | | | | | | | | | | | | | | | | | | | | | | | | | | |
| VM2273A1 | MM DOOR LEFT LOWER BRACKET | 1.000 | PC | | | | | | | | | | | | | | | | | | | | | | | | | | |
| VM2352A0 | MM LOWER DOOR BRACKET LEFT SCREW COVER | 1.000 | PC | | | | | | | | | | | | | | | | | | | | | | | | | | |
| VM2353A0 | MM LOWER DOOR BRACKET RIGHT SCREW COVER | 1.000 | PC | | | | | | | | | | | | | | | | | | | | | | | | | | |



| COMPONENT | | | SPARE PART | | | | | | | | | | |
|-----------|--|---|------------|--|--|------|-------------|-----|-----|----------|----------------------|-------|----|
| Code | Description | Image | Code | Description | Kit components | | | | | | | | |
| VM2352A | MM LOWER DOOR BRACKET LEFT SCREW COVERI |  | VM2352A0 | MM LOWER DOOR BRACKET LEFT SCREW COVERI | | | | | | | | | |
| VM2353A | MM LOWER DOOR BRACKET RIGHT SCREW COVERI |  | VM2353A0 | MM LOWER DOOR BRACKET RIGHT SCREW COVERI | | | | | | | | | |
| 0H2561A | 6 S. DOOR COUNTERBRACKET |  | 0H2561A0 | 6 S. DOOR COUNTERBRACKET | | | | | | | | | |
| VI1995A | M5x25 ST.STEEL SCREW |  | VI1995A0 | M5x25 ST.STEEL SCREW | | | | | | | | | |
| VM1240A | NYLON SUPPORT CAP |  | KVM1240A | 4 PCS COUNTER BRACKET SUPPORT CAP KIT | <table border="1"> <thead> <tr> <th>Code</th> <th>Description</th> <th>Qty</th> <th>UOM</th> </tr> </thead> <tbody> <tr> <td>VM1240A0</td> <td>NYLON SUPPORT CAP</td> <td>4.000</td> <td>PC</td> </tr> </tbody> </table> | Code | Description | Qty | UOM | VM1240A0 | NYLON SUPPORT CAP | 4.000 | PC |
| Code | Description | Qty | UOM | | | | | | | | | | |
| VM1240A0 | NYLON SUPPORT CAP | 4.000 | PC | | | | | | | | | | |

| COMPONENT | | | SPARE PART | | | | | | | | | | | | | | | | | | | | | | | | | | | | | | |
|-----------|--------------------------------------|---|------------|--|--|------|-------------|-----|-----|----------|--------------------------------------|-------|----|----------|----------------------------|-------|----|----------|-----------------------------------|-------|----|----------|----------------------------|-------|----|----------|---------------------------------|-------|----|----------|------------------------|-------|----|
| Code | Description | Image | Code | Description | Kit components | | | | | | | | | | | | | | | | | | | | | | | | | | | | |
| VM2271A | MM DOOR LEFT UPPER BRACKET |  | KVM2271A | MIND.MAPS UPPER LEFT DOOR BRACKET KIT | <table border="1"> <thead> <tr> <th>Code</th> <th>Description</th> <th>Qty</th> <th>UOM</th> </tr> </thead> <tbody> <tr> <td>VI1220A1</td> <td>4,2x12 TCB SELF-TAPPIN G SCREW</td> <td>2.000</td> <td>PC</td> </tr> <tr> <td>VI1995A0</td> <td>M5x25 ST.STEEL SCREW</td> <td>4.000</td> <td>PC</td> </tr> <tr> <td>VI1997A0</td> <td>5x10X1 FLAT WASHER</td> <td>4.000</td> <td>PC</td> </tr> <tr> <td>VM2271A0</td> <td>MM DOOR LEFT UPPER BRACKET</td> <td>1.000</td> <td>PC</td> </tr> <tr> <td>VM2298A0</td> <td>DOOR BRACKET UPPER COVER</td> <td>1.000</td> <td>PC</td> </tr> </tbody> </table> | Code | Description | Qty | UOM | VI1220A1 | 4,2x12 TCB SELF-TAPPIN G SCREW | 2.000 | PC | VI1995A0 | M5x25 ST.STEEL SCREW | 4.000 | PC | VI1997A0 | 5x10X1 FLAT WASHER | 4.000 | PC | VM2271A0 | MM DOOR LEFT UPPER BRACKET | 1.000 | PC | VM2298A0 | DOOR BRACKET UPPER COVER | 1.000 | PC | | | | |
| Code | Description | Qty | UOM | | | | | | | | | | | | | | | | | | | | | | | | | | | | | | |
| VI1220A1 | 4,2x12 TCB SELF-TAPPIN G SCREW | 2.000 | PC | | | | | | | | | | | | | | | | | | | | | | | | | | | | | | |
| VI1995A0 | M5x25 ST.STEEL SCREW | 4.000 | PC | | | | | | | | | | | | | | | | | | | | | | | | | | | | | | |
| VI1997A0 | 5x10X1 FLAT WASHER | 4.000 | PC | | | | | | | | | | | | | | | | | | | | | | | | | | | | | | |
| VM2271A0 | MM DOOR LEFT UPPER BRACKET | 1.000 | PC | | | | | | | | | | | | | | | | | | | | | | | | | | | | | | |
| VM2298A0 | DOOR BRACKET UPPER COVER | 1.000 | PC | | | | | | | | | | | | | | | | | | | | | | | | | | | | | | |
| VM2298A | DOOR BRACKET UPPER COVER |  | KVM2298A | MIND.Maps DOOR UPPER BRACKET COVER KIT | <table border="1"> <thead> <tr> <th>Code</th> <th>Description</th> <th>Qty</th> <th>UOM</th> </tr> </thead> <tbody> <tr> <td>VI1220A1</td> <td>4,2x12 TCB SELF-TAPPIN G SCREW</td> <td>2.000</td> <td>PC</td> </tr> <tr> <td>VM2298A0</td> <td>DOOR BRACKET UPPER COVER</td> <td>1.000</td> <td>PC</td> </tr> </tbody> </table> | Code | Description | Qty | UOM | VI1220A1 | 4,2x12 TCB SELF-TAPPIN G SCREW | 2.000 | PC | VM2298A0 | DOOR BRACKET UPPER COVER | 1.000 | PC | | | | | | | | | | | | | | | | |
| Code | Description | Qty | UOM | | | | | | | | | | | | | | | | | | | | | | | | | | | | | | |
| VI1220A1 | 4,2x12 TCB SELF-TAPPIN G SCREW | 2.000 | PC | | | | | | | | | | | | | | | | | | | | | | | | | | | | | | |
| VM2298A0 | DOOR BRACKET UPPER COVER | 1.000 | PC | | | | | | | | | | | | | | | | | | | | | | | | | | | | | | |
| 0H2561A | 6 S. DOOR COUNTERBRACKET |  | 0H2561A0 | 6 S. DOOR COUNTERBRACKET | | | | | | | | | | | | | | | | | | | | | | | | | | | | | |
| VE1020B | MAGNET DOOR MICROSWITCH |  | KVE1020B | MICROSWITCH KIT | <table border="1"> <thead> <tr> <th>Code</th> <th>Description</th> <th>Qty</th> <th>UOM</th> </tr> </thead> <tbody> <tr> <td>CE1030A0</td> <td>FEMALE FASTON COVER 6.3X0.8 0.5-1mmq</td> <td>2.000</td> <td>PC</td> </tr> <tr> <td>CE1660A0</td> <td>6,3x0,8 FEMALE FASTON COVE</td> <td>2.000</td> <td>PC</td> </tr> <tr> <td>CE1730A0</td> <td>PVC CABLE NP 2 X AWG22 STYLE 2095</td> <td>0.150</td> <td>M</td> </tr> <tr> <td>CE1740A0</td> <td>MINIFIT MALE END FITTING</td> <td>2.000</td> <td>PC</td> </tr> <tr> <td>CE1745A0</td> <td>2 WAYS FEMALE MINIFIT CONNECTOR</td> <td>1.000</td> <td>PC</td> </tr> <tr> <td>VE1020B0</td> <td>MAGNET DOOR MICROSWITC</td> <td>1.000</td> <td>PC</td> </tr> </tbody> </table> | Code | Description | Qty | UOM | CE1030A0 | FEMALE FASTON COVER 6.3X0.8 0.5-1mmq | 2.000 | PC | CE1660A0 | 6,3x0,8 FEMALE FASTON COVE | 2.000 | PC | CE1730A0 | PVC CABLE NP 2 X AWG22 STYLE 2095 | 0.150 | M | CE1740A0 | MINIFIT MALE END FITTING | 2.000 | PC | CE1745A0 | 2 WAYS FEMALE MINIFIT CONNECTOR | 1.000 | PC | VE1020B0 | MAGNET DOOR MICROSWITC | 1.000 | PC |
| Code | Description | Qty | UOM | | | | | | | | | | | | | | | | | | | | | | | | | | | | | | |
| CE1030A0 | FEMALE FASTON COVER 6.3X0.8 0.5-1mmq | 2.000 | PC | | | | | | | | | | | | | | | | | | | | | | | | | | | | | | |
| CE1660A0 | 6,3x0,8 FEMALE FASTON COVE | 2.000 | PC | | | | | | | | | | | | | | | | | | | | | | | | | | | | | | |
| CE1730A0 | PVC CABLE NP 2 X AWG22 STYLE 2095 | 0.150 | M | | | | | | | | | | | | | | | | | | | | | | | | | | | | | | |
| CE1740A0 | MINIFIT MALE END FITTING | 2.000 | PC | | | | | | | | | | | | | | | | | | | | | | | | | | | | | | |
| CE1745A0 | 2 WAYS FEMALE MINIFIT CONNECTOR | 1.000 | PC | | | | | | | | | | | | | | | | | | | | | | | | | | | | | | |
| VE1020B0 | MAGNET DOOR MICROSWITC | 1.000 | PC | | | | | | | | | | | | | | | | | | | | | | | | | | | | | | |





| COMPONENT | | | SPARE PART | | | | | | | | | | | | | | |
|-----------|---|---|------------|---|---|-------------|-------------|-----|-----|----------|---|-------|----|---------|--|-------|----|
| Code | Description | Image | Code | Description | Kit components | | | | | | | | | | | | |
| VE1020B | MAGNET DOOR MICROSWITCH |  | KVE1020B | MICROSWITCH KIT | <table border="1"> <thead> <tr> <th>Code</th> <th>Description</th> <th>Qty</th> <th>UOM</th> </tr> </thead> <tbody> <tr> <td>VE1030A1</td> <td>MAGNET FOR DOOR MICROSWITC H D=22.9mm</td> <td>1.000</td> <td>PC</td> </tr> <tr> <td>V1192A0</td> <td></td> <td>1.000</td> <td>PC</td> </tr> </tbody> </table> | Code | Description | Qty | UOM | VE1030A1 | MAGNET FOR DOOR MICROSWITC H D=22.9mm | 1.000 | PC | V1192A0 | | 1.000 | PC |
| | | | | | Code | Description | Qty | UOM | | | | | | | | | |
| VE1030A1 | MAGNET FOR DOOR MICROSWITC H D=22.9mm | 1.000 | PC | | | | | | | | | | | | | | |
| V1192A0 | | 1.000 | PC | | | | | | | | | | | | | | |
| VM1240A | NYLON SUPPORT CAP |  | KVM1240A | 4 PCS COUNTER BRACKET SUPPORT CAP KIT | <table border="1"> <thead> <tr> <th>Code</th> <th>Description</th> <th>Qty</th> <th>UOM</th> </tr> </thead> <tbody> <tr> <td>VM1240A0</td> <td>NYLON SUPPORT CAP</td> <td>4.000</td> <td>PC</td> </tr> </tbody> </table> | Code | Description | Qty | UOM | VM1240A0 | NYLON SUPPORT CAP | 4.000 | PC | | | | |
| Code | Description | Qty | UOM | | | | | | | | | | | | | | |
| VM1240A0 | NYLON SUPPORT CAP | 4.000 | PC | | | | | | | | | | | | | | |
| VP1075A | PLUS/1/ZERO MICROSWITCH SUPPORT COVER |  | KVP1075A | -M MICROSWITCH SUPPORT PLATE KI | <table border="1"> <thead> <tr> <th>Code</th> <th>Description</th> <th>Qty</th> <th>UOM</th> </tr> </thead> <tbody> <tr> <td>VP1075A0</td> <td>PLUS/1/ZERO MICROSWITC H SUPPORT COVER</td> <td>1.000</td> <td>PC</td> </tr> </tbody> </table> | Code | Description | Qty | UOM | VP1075A0 | PLUS/1/ZERO MICROSWITC H SUPPORT COVER | 1.000 | PC | | | | |
| | | | | | Code | Description | Qty | UOM | | | | | | | | | |
| VP1075A0 | PLUS/1/ZERO MICROSWITC H SUPPORT COVER | 1.000 | PC | | | | | | | | | | | | | | |
| 0H2561A | 6 S. DOOR COUNTERBRACKET |  | 0H2561A0 | 6 S. DOOR COUNTERBRACKET | | | | | | | | | | | | | |
| VM1240A | NYLON SUPPORT CAP |  | KVM1240A | 4 PCS COUNTER BRACKET SUPPORT CAP KIT | <table border="1"> <thead> <tr> <th>Code</th> <th>Description</th> <th>Qty</th> <th>UOM</th> </tr> </thead> <tbody> <tr> <td>VM1240A0</td> <td>NYLON SUPPORT CAP</td> <td>4.000</td> <td>PC</td> </tr> </tbody> </table> | Code | Description | Qty | UOM | VM1240A0 | NYLON SUPPORT CAP | 4.000 | PC | | | | |
| Code | Description | Qty | UOM | | | | | | | | | | | | | | |
| VM1240A0 | NYLON SUPPORT CAP | 4.000 | PC | | | | | | | | | | | | | | |



| COMPONENT | | | SPARE PART | | | | | | | | | | | | | | | | | | | | | | | | | | |
|-----------|---|---|------------|--------------------------------------|---|------|-------------|-----|-----|----------|--------------------------------|-------|----|----------|---|-------|----|----------|-------------------------------------|-------|----|----------|---------------------------------------|-------|----|----------|--------------------------------|-------|----|
| Code | Description | Image | Code | Description | Kit components | | | | | | | | | | | | | | | | | | | | | | | | |
| VM2310A | UPPER DOOR BRACKET HOLES COVER |  | KVM2310A | UPPER BRACKET HOLE COVER KIT | <table border="1"> <thead> <tr> <th>Code</th> <th>Description</th> <th>Qty</th> <th>UOM</th> </tr> </thead> <tbody> <tr> <td>VM2310A0</td> <td>UPPER DOOR BRACKET HOLES COVER</td> <td>1.000</td> <td>PC</td> </tr> </tbody> </table> | Code | Description | Qty | UOM | VM2310A0 | UPPER DOOR BRACKET HOLES COVER | 1.000 | PC | | | | | | | | | | | | | | | | |
| Code | Description | Qty | UOM | | | | | | | | | | | | | | | | | | | | | | | | | | |
| VM2310A0 | UPPER DOOR BRACKET HOLES COVER | 1.000 | PC | | | | | | | | | | | | | | | | | | | | | | | | | | |
| PD1074A | H=100 SQUARE FOOT |  | KPD1074A | Mind.Maps H100 FOOT KIT | <table border="1"> <thead> <tr> <th>Code</th> <th>Description</th> <th>Qty</th> <th>UOM</th> </tr> </thead> <tbody> <tr> <td>PD1074A0</td> <td>H=100 SQUARE FOOT</td> <td>1.000</td> <td>PC</td> </tr> <tr> <td>PD1075A1</td> <td>PD1074 FOOT LOCKING BRACKET</td> <td>1.000</td> <td>PC</td> </tr> <tr> <td>VI1220A1</td> <td>4,2x12 TCB SELF-TAPPIN G SCREW</td> <td>5.000</td> <td>PC</td> </tr> </tbody> </table> | Code | Description | Qty | UOM | PD1074A0 | H=100 SQUARE FOOT | 1.000 | PC | PD1075A1 | PD1074 FOOT LOCKING BRACKET | 1.000 | PC | VI1220A1 | 4,2x12 TCB SELF-TAPPIN G SCREW | 5.000 | PC | | | | | | | | |
| Code | Description | Qty | UOM | | | | | | | | | | | | | | | | | | | | | | | | | | |
| PD1074A0 | H=100 SQUARE FOOT | 1.000 | PC | | | | | | | | | | | | | | | | | | | | | | | | | | |
| PD1075A1 | PD1074 FOOT LOCKING BRACKET | 1.000 | PC | | | | | | | | | | | | | | | | | | | | | | | | | | |
| VI1220A1 | 4,2x12 TCB SELF-TAPPIN G SCREW | 5.000 | PC | | | | | | | | | | | | | | | | | | | | | | | | | | |
| PD1075A | PD1074 FOOT LOCKING BRACKET |  | KPD1075A | OVEN FOOT STOPPING BRACKET 4 PCS KIT | <table border="1"> <thead> <tr> <th>Code</th> <th>Description</th> <th>Qty</th> <th>UOM</th> </tr> </thead> <tbody> <tr> <td>PD1075A1</td> <td>PD1074 FOOT LOCKING BRACKET</td> <td>4.000</td> <td>PC</td> </tr> <tr> <td>VI1950A0</td> <td>ST. STEEL 4,2X13 TCB SELF-DRILLIN G SCREW</td> <td>8.000</td> <td>PC</td> </tr> </tbody> </table> | Code | Description | Qty | UOM | PD1075A1 | PD1074 FOOT LOCKING BRACKET | 4.000 | PC | VI1950A0 | ST. STEEL 4,2X13 TCB SELF-DRILLIN G SCREW | 8.000 | PC | | | | | | | | | | | | |
| Code | Description | Qty | UOM | | | | | | | | | | | | | | | | | | | | | | | | | | |
| PD1075A1 | PD1074 FOOT LOCKING BRACKET | 4.000 | PC | | | | | | | | | | | | | | | | | | | | | | | | | | |
| VI1950A0 | ST. STEEL 4,2X13 TCB SELF-DRILLIN G SCREW | 8.000 | PC | | | | | | | | | | | | | | | | | | | | | | | | | | |
| TR1162A | 335°C UNIPOLAR SAFETY THERMOSTAT |  | KTR1136A | 318°C -0/+24 SAFETY THERMOSTAT KIT | <table border="1"> <thead> <tr> <th>Code</th> <th>Description</th> <th>Qty</th> <th>UOM</th> </tr> </thead> <tbody> <tr> <td>0H7030A0</td> <td>THERMOSTAT BULB INLET COVER</td> <td>1.000</td> <td>PC</td> </tr> <tr> <td>GN1531A0</td> <td>THERMOSTAT BULB INLET SEALING</td> <td>1.000</td> <td>PC</td> </tr> <tr> <td>SL1045A0</td> <td>S57 BLACK SILICONE - 80ml CARTRIDGE</td> <td>1.000</td> <td>PC</td> </tr> <tr> <td>TR1136A0</td> <td>318°C -0/+24 1 POLE SAFETY THERMOSTAT</td> <td>1.000</td> <td>PC</td> </tr> <tr> <td>VI1220A1</td> <td>4,2x12 TCB SELF-TAPPIN G SCREW</td> <td>3.000</td> <td>PC</td> </tr> </tbody> </table> | Code | Description | Qty | UOM | 0H7030A0 | THERMOSTAT BULB INLET COVER | 1.000 | PC | GN1531A0 | THERMOSTAT BULB INLET SEALING | 1.000 | PC | SL1045A0 | S57 BLACK SILICONE - 80ml CARTRIDGE | 1.000 | PC | TR1136A0 | 318°C -0/+24 1 POLE SAFETY THERMOSTAT | 1.000 | PC | VI1220A1 | 4,2x12 TCB SELF-TAPPIN G SCREW | 3.000 | PC |
| Code | Description | Qty | UOM | | | | | | | | | | | | | | | | | | | | | | | | | | |
| 0H7030A0 | THERMOSTAT BULB INLET COVER | 1.000 | PC | | | | | | | | | | | | | | | | | | | | | | | | | | |
| GN1531A0 | THERMOSTAT BULB INLET SEALING | 1.000 | PC | | | | | | | | | | | | | | | | | | | | | | | | | | |
| SL1045A0 | S57 BLACK SILICONE - 80ml CARTRIDGE | 1.000 | PC | | | | | | | | | | | | | | | | | | | | | | | | | | |
| TR1136A0 | 318°C -0/+24 1 POLE SAFETY THERMOSTAT | 1.000 | PC | | | | | | | | | | | | | | | | | | | | | | | | | | |
| VI1220A1 | 4,2x12 TCB SELF-TAPPIN G SCREW | 3.000 | PC | | | | | | | | | | | | | | | | | | | | | | | | | | |



| COMPONENT | | | SPARE PART | | | | | | | | | | | | | | | | | | | | | | |
|-----------|--|---|------------|--|--|------|-------------|-----|-----|----------|--------------------------------------|-------|----|----------|--------------------------------------|-------|----|----------|--|-------|----|----------|--|-------|----|
| Code | Description | Image | Code | Description | Kit components | | | | | | | | | | | | | | | | | | | | |
| VM1992A | E SERIES BAKERTOP DRIP TRAY |  | KVM1992A | E SERIES BAKERTOP DRIP TRAY | <table border="1"> <thead> <tr> <th>Code</th> <th>Description</th> <th>Qty</th> <th>UOM</th> </tr> </thead> <tbody> <tr> <td>VM1220A0</td> <td>CLIP TO FIX DRIP TRAY C.T</td> <td>4.000</td> <td>PC</td> </tr> <tr> <td>VM1992A0</td> <td>E SERIES BAKERTOP DRIP TRAY</td> <td>1.000</td> <td>PC</td> </tr> <tr> <td>VM2074A1</td> <td>DRAWER SUPPORT SCREW WITH CLIP</td> <td>4.000</td> <td>PC</td> </tr> </tbody> </table> | Code | Description | Qty | UOM | VM1220A0 | CLIP TO FIX DRIP TRAY C.T | 4.000 | PC | VM1992A0 | E SERIES BAKERTOP DRIP TRAY | 1.000 | PC | VM2074A1 | DRAWER SUPPORT SCREW WITH CLIP | 4.000 | PC | | | | |
| Code | Description | Qty | UOM | | | | | | | | | | | | | | | | | | | | | | |
| VM1220A0 | CLIP TO FIX DRIP TRAY C.T | 4.000 | PC | | | | | | | | | | | | | | | | | | | | | | |
| VM1992A0 | E SERIES BAKERTOP DRIP TRAY | 1.000 | PC | | | | | | | | | | | | | | | | | | | | | | |
| VM2074A1 | DRAWER SUPPORT SCREW WITH CLIP | 4.000 | PC | | | | | | | | | | | | | | | | | | | | | | |
| VM2035A | DRAIN PIPE SUPPORT |  | KVM2035A | DRAIN PIPE SUPPORT 2 PCS. KI | <table border="1"> <thead> <tr> <th>Code</th> <th>Description</th> <th>Qty</th> <th>UOM</th> </tr> </thead> <tbody> <tr> <td>VM2035A0</td> <td>DRAIN PIPE SUPPORT</td> <td>2.000</td> <td>PC</td> </tr> </tbody> </table> | Code | Description | Qty | UOM | VM2035A0 | DRAIN PIPE SUPPORT | 2.000 | PC | | | | | | | | | | | | |
| Code | Description | Qty | UOM | | | | | | | | | | | | | | | | | | | | | | |
| VM2035A0 | DRAIN PIPE SUPPORT | 2.000 | PC | | | | | | | | | | | | | | | | | | | | | | |
| VM2061A | ACCESSORIES CABLES WALL PASSING |  | KVM1505A | THROUGH-WALL CONNECTION+DIAP HRAGM KIT | <table border="1"> <thead> <tr> <th>Code</th> <th>Description</th> <th>Qty</th> <th>UOM</th> </tr> </thead> <tbody> <tr> <td>VI1220A1</td> <td>4,2x12 TCB SELF-TAPPIN G SCREW</td> <td>1.000</td> <td>PC</td> </tr> <tr> <td>VM1505A0</td> <td>WALL PASSING WITH DIAPHRAGM</td> <td>3.000</td> <td>PC</td> </tr> <tr> <td>VM2055A0</td> <td>UPPER WALL PASSING ACCESSORY CABLES</td> <td>1.000</td> <td>PC</td> </tr> <tr> <td>VM2056A0</td> <td>LOWER WALL PASSING ACCESSORY CABLES</td> <td>1.000</td> <td>PC</td> </tr> </tbody> </table> | Code | Description | Qty | UOM | VI1220A1 | 4,2x12 TCB SELF-TAPPIN G SCREW | 1.000 | PC | VM1505A0 | WALL PASSING WITH DIAPHRAGM | 3.000 | PC | VM2055A0 | UPPER WALL PASSING ACCESSORY CABLES | 1.000 | PC | VM2056A0 | LOWER WALL PASSING ACCESSORY CABLES | 1.000 | PC |
| Code | Description | Qty | UOM | | | | | | | | | | | | | | | | | | | | | | |
| VI1220A1 | 4,2x12 TCB SELF-TAPPIN G SCREW | 1.000 | PC | | | | | | | | | | | | | | | | | | | | | | |
| VM1505A0 | WALL PASSING WITH DIAPHRAGM | 3.000 | PC | | | | | | | | | | | | | | | | | | | | | | |
| VM2055A0 | UPPER WALL PASSING ACCESSORY CABLES | 1.000 | PC | | | | | | | | | | | | | | | | | | | | | | |
| VM2056A0 | LOWER WALL PASSING ACCESSORY CABLES | 1.000 | PC | | | | | | | | | | | | | | | | | | | | | | |
| VM2074A | DRAWER SUPPORT SCREW WITH CLIP |  | KVM1220A | CT/BT DRIP TRAY FIXING CLIPS 4PCS KIT | <table border="1"> <thead> <tr> <th>Code</th> <th>Description</th> <th>Qty</th> <th>UOM</th> </tr> </thead> <tbody> <tr> <td>VI1220A1</td> <td>4,2x12 TCB SELF-TAPPIN G SCREW</td> <td>4.000</td> <td>PC</td> </tr> <tr> <td>VM1220A0</td> <td>CLIP TO FIX DRIP TRAY C.T</td> <td>4.000</td> <td>PC</td> </tr> <tr> <td>VM2074A1</td> <td>DRAWER SUPPORT SCREW WITH CLIP</td> <td>4.000</td> <td>PC</td> </tr> </tbody> </table> | Code | Description | Qty | UOM | VI1220A1 | 4,2x12 TCB SELF-TAPPIN G SCREW | 4.000 | PC | VM1220A0 | CLIP TO FIX DRIP TRAY C.T | 4.000 | PC | VM2074A1 | DRAWER SUPPORT SCREW WITH CLIP | 4.000 | PC | | | | |
| Code | Description | Qty | UOM | | | | | | | | | | | | | | | | | | | | | | |
| VI1220A1 | 4,2x12 TCB SELF-TAPPIN G SCREW | 4.000 | PC | | | | | | | | | | | | | | | | | | | | | | |
| VM1220A0 | CLIP TO FIX DRIP TRAY C.T | 4.000 | PC | | | | | | | | | | | | | | | | | | | | | | |
| VM2074A1 | DRAWER SUPPORT SCREW WITH CLIP | 4.000 | PC | | | | | | | | | | | | | | | | | | | | | | |



| COMPONENT | | | SPARE PART | | | | | | | | | | | | | | |
|-----------|---------------------------------|---|------------|-------------------------------------|--|------|-------------|-----|-----|----------|---------------------------------|-------|----|----------|----------------------|-------|----|
| Code | Description | Image | Code | Description | Kit components | | | | | | | | | | | | |
| VM2249A | COOKING CHAMBER FRONT CORNER |  | KVM2249A | CHAMBER FRONT PROFILE CORNER KIT | <table border="1"> <thead> <tr> <th>Code</th> <th>Description</th> <th>Qty</th> <th>UOM</th> </tr> </thead> <tbody> <tr> <td>VM2249A0</td> <td>COOKING CHAMBER FRONT CORNER</td> <td>1.000</td> <td>PC</td> </tr> </tbody> </table> | Code | Description | Qty | UOM | VM2249A0 | COOKING CHAMBER FRONT CORNER | 1.000 | PC | | | | |
| Code | Description | Qty | UOM | | | | | | | | | | | | | | |
| VM2249A0 | COOKING CHAMBER FRONT CORNER | 1.000 | PC | | | | | | | | | | | | | | |
| VM2311A | SCREWS COVER |  | KVM2311A | SCREWS COVER PLATE KIT | <table border="1"> <thead> <tr> <th>Code</th> <th>Description</th> <th>Qty</th> <th>UOM</th> </tr> </thead> <tbody> <tr> <td>VM2311A0</td> <td>SCREWS COVER</td> <td>1.000</td> <td>PC</td> </tr> </tbody> </table> | Code | Description | Qty | UOM | VM2311A0 | SCREWS COVER | 1.000 | PC | | | | |
| Code | Description | Qty | UOM | | | | | | | | | | | | | | |
| VM2311A0 | SCREWS COVER | 1.000 | PC | | | | | | | | | | | | | | |
| VM2450A | THROUGH-WALL CONNECTION 3 PIPES |  | KVM2450A | 3 PIPES THROUGH-WALL CONNECTION KIT | <table border="1"> <thead> <tr> <th>Code</th> <th>Description</th> <th>Qty</th> <th>UOM</th> </tr> </thead> <tbody> <tr> <td>VM2450A0</td> <td>THROUGH-WALL CONNECTION 3 PIPES</td> <td>1.000</td> <td>PC</td> </tr> </tbody> </table> | Code | Description | Qty | UOM | VM2450A0 | THROUGH-WALL CONNECTION 3 PIPES | 1.000 | PC | | | | |
| Code | Description | Qty | UOM | | | | | | | | | | | | | | |
| VM2450A0 | THROUGH-WALL CONNECTION 3 PIPES | 1.000 | PC | | | | | | | | | | | | | | |
| VP1121A | LEFT-RIGHT WATER SEALING CAP |  | VP1121A0 | LEFT-RIGHT WATER SEALING CAP | | | | | | | | | | | | | |
| VP1168A | CHIMNEY SEALING RING |  | KVP1168A | CHIMNEY SEALING RING KIT | <table border="1"> <thead> <tr> <th>Code</th> <th>Description</th> <th>Qty</th> <th>UOM</th> </tr> </thead> <tbody> <tr> <td>VI1220A1</td> <td>4,2x12 TCB SELF-TAPPING SCREW</td> <td>3.000</td> <td>PC</td> </tr> <tr> <td>VP1168A0</td> <td>CHIMNEY SEALING RING</td> <td>1.000</td> <td>PC</td> </tr> </tbody> </table> | Code | Description | Qty | UOM | VI1220A1 | 4,2x12 TCB SELF-TAPPING SCREW | 3.000 | PC | VP1168A0 | CHIMNEY SEALING RING | 1.000 | PC |
| Code | Description | Qty | UOM | | | | | | | | | | | | | | |
| VI1220A1 | 4,2x12 TCB SELF-TAPPING SCREW | 3.000 | PC | | | | | | | | | | | | | | |
| VP1168A0 | CHIMNEY SEALING RING | 1.000 | PC | | | | | | | | | | | | | | |

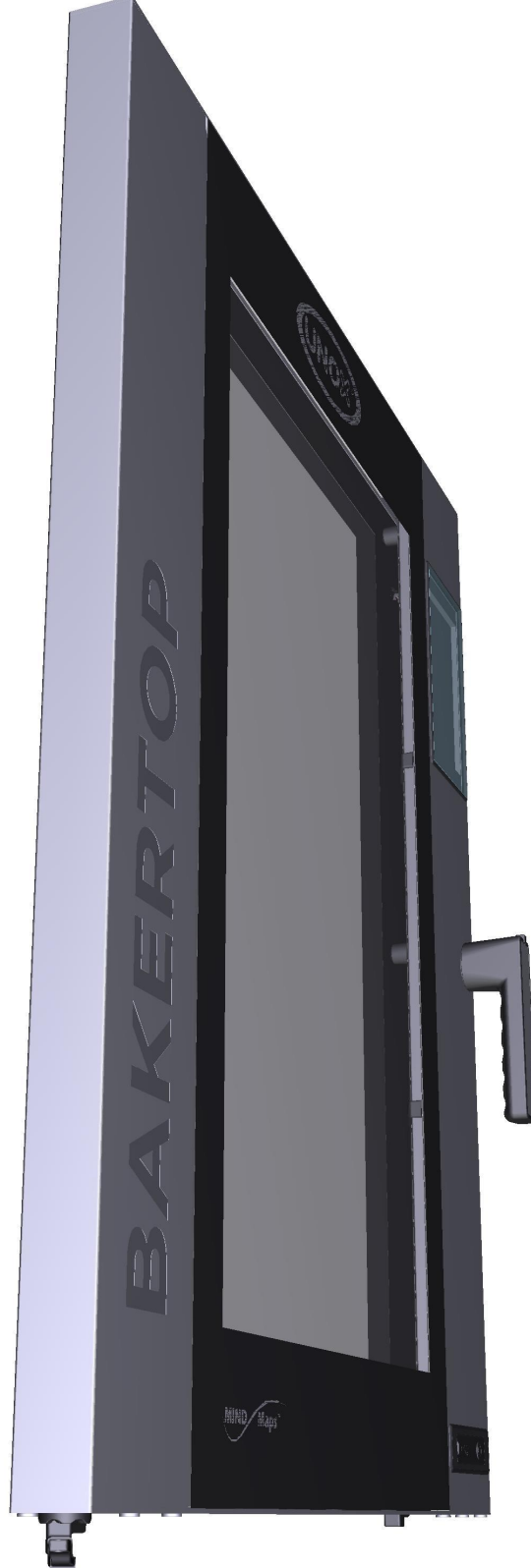


ASM3008B/0.D03 - Door - FRONT







ASM3008B/0.D03 - Door - REAR










| COMPONENT | | | SPARE PART | | | | | | | | | | | | | | | | | | | | | | | | | | | | | | | | | | | | | | | | | | | | | | | | | | | | | | | | | | | | | | | | | | | | | | | | | | |
|-----------|--|---|------------|--|--|------|-------------|-----|-----|----------|--------------------------|-------|----|----------|--|-------|----|----------|--|-------|----|----------|------------------------------------|-------|----|----------|--------------------------------------|-------|----|----------|---------------------------------|-------|----|----------|-------------|-------|----|----------|-----------------------------|-------|----|----------|------------|-------|----|----------|--|-------|----|----------|-------------------------|-------|----|----------|---------------------------|-------|----|----------|--------------------|-------|----|----------|--------------------------------------|-------|----|----------|------------------------------------|-------|----|----------|---|-------|----|----------|--|-------|----|
| Code | Description | Image | Code | Description | Kit components | | | | | | | | | | | | | | | | | | | | | | | | | | | | | | | | | | | | | | | | | | | | | | | | | | | | | | | | | | | | | | | | | | | | | | | | |
| 0B1126B | 860mm DOOR LOWER BEAM |  | K0B1126BR | BAKERTOP MM -M RIGHT DOOR LOWER BEAM KIT | <table border="1"> <thead> <tr> <th>Code</th> <th>Description</th> <th>Qty</th> <th>UOM</th> </tr> </thead> <tbody> <tr> <td>0B1126B0</td> <td>860mm DOOR LOWER BEAM</td> <td>1.000</td> <td>PC</td> </tr> <tr> <td>RC1200A0</td> <td>ED=4 WIRE D=0.5 H24 COMPRESSIO N SPRING</td> <td>2.000</td> <td>PC</td> </tr> <tr> <td>VE1030A1</td> <td>MAGNET FOR DOOR MICROSWITC H D=22.9mm</td> <td>1.000</td> <td>PC</td> </tr> <tr> <td>VI1103A0</td> <td>40X12 TBSP SCREW FOR PLASTIC</td> <td>1.000</td> <td>PC</td> </tr> <tr> <td>VI1220A1</td> <td>4.2x12 TCB SELF-TAPPIN G SCREW</td> <td>1.000</td> <td>PC</td> </tr> <tr> <td>VI1930A1</td> <td>5x20 ST. STEEL CHIP SCREW</td> <td>8.000</td> <td>PC</td> </tr> <tr> <td>VI1996A0</td> <td>M5x35 SCREW</td> <td>6.000</td> <td>PC</td> </tr> <tr> <td>VM1794A0</td> <td>250x4.8 PA66 BLACK CLAMP</td> <td>2.000</td> <td>PC</td> </tr> <tr> <td>VM2103A0</td> <td>CLAMP LOCK</td> <td>2.000</td> <td>PC</td> </tr> <tr> <td>VM2267A0</td> <td>INTERNAL GLASS LOCKING SYSTEM SLIDER</td> <td>1.000</td> <td>PC</td> </tr> <tr> <td>VM2268A0</td> <td>DOOR MAGNET COVER</td> <td>1.000</td> <td>PC</td> </tr> <tr> <td>VM2269B0</td> <td>INNER GLASS FIXING CAP</td> <td>1.000</td> <td>PC</td> </tr> <tr> <td>VM2274A0</td> <td>GROOVED BUSHING</td> <td>1.000</td> <td>PC</td> </tr> <tr> <td>VM2305A0</td> <td>MM SERIES DOOR CAP FIXING PAWL</td> <td>7.000</td> <td>PC</td> </tr> <tr> <td>VM2384B0</td> <td>MM LEFT DOOR RIGHT LOWER CAP</td> <td>1.000</td> <td>PC</td> </tr> <tr> <td>VM2386B0</td> <td>MM -M LEFT DOOR LEFT LOWER CAP KI</td> <td>1.000</td> <td>PC</td> </tr> <tr> <td>VP1081A0</td> <td>UPPER HINGE CAP FOR UPPER INNER GLASS</td> <td>1.000</td> <td>PC</td> </tr> </tbody> </table> | Code | Description | Qty | UOM | 0B1126B0 | 860mm DOOR LOWER BEAM | 1.000 | PC | RC1200A0 | ED=4 WIRE D=0.5 H24 COMPRESSIO N SPRING | 2.000 | PC | VE1030A1 | MAGNET FOR DOOR MICROSWITC H D=22.9mm | 1.000 | PC | VI1103A0 | 40X12 TBSP SCREW FOR PLASTIC | 1.000 | PC | VI1220A1 | 4.2x12 TCB SELF-TAPPIN G SCREW | 1.000 | PC | VI1930A1 | 5x20 ST. STEEL CHIP SCREW | 8.000 | PC | VI1996A0 | M5x35 SCREW | 6.000 | PC | VM1794A0 | 250x4.8 PA66 BLACK CLAMP | 2.000 | PC | VM2103A0 | CLAMP LOCK | 2.000 | PC | VM2267A0 | INTERNAL GLASS LOCKING SYSTEM SLIDER | 1.000 | PC | VM2268A0 | DOOR MAGNET COVER | 1.000 | PC | VM2269B0 | INNER GLASS FIXING CAP | 1.000 | PC | VM2274A0 | GROOVED BUSHING | 1.000 | PC | VM2305A0 | MM SERIES DOOR CAP FIXING PAWL | 7.000 | PC | VM2384B0 | MM LEFT DOOR RIGHT LOWER CAP | 1.000 | PC | VM2386B0 | MM -M LEFT DOOR LEFT LOWER CAP KI | 1.000 | PC | VP1081A0 | UPPER HINGE CAP FOR UPPER INNER GLASS | 1.000 | PC |
| | | | Code | Description | Qty | UOM | | | | | | | | | | | | | | | | | | | | | | | | | | | | | | | | | | | | | | | | | | | | | | | | | | | | | | | | | | | | | | | | | | | | | | | |
| 0B1126B0 | 860mm DOOR LOWER BEAM | 1.000 | PC | | | | | | | | | | | | | | | | | | | | | | | | | | | | | | | | | | | | | | | | | | | | | | | | | | | | | | | | | | | | | | | | | | | | | | | | | | |
| RC1200A0 | ED=4 WIRE D=0.5 H24 COMPRESSIO N SPRING | 2.000 | PC | | | | | | | | | | | | | | | | | | | | | | | | | | | | | | | | | | | | | | | | | | | | | | | | | | | | | | | | | | | | | | | | | | | | | | | | | | |
| VE1030A1 | MAGNET FOR DOOR MICROSWITC H D=22.9mm | 1.000 | PC | | | | | | | | | | | | | | | | | | | | | | | | | | | | | | | | | | | | | | | | | | | | | | | | | | | | | | | | | | | | | | | | | | | | | | | | | | |
| VI1103A0 | 40X12 TBSP SCREW FOR PLASTIC | 1.000 | PC | | | | | | | | | | | | | | | | | | | | | | | | | | | | | | | | | | | | | | | | | | | | | | | | | | | | | | | | | | | | | | | | | | | | | | | | | | |
| VI1220A1 | 4.2x12 TCB SELF-TAPPIN G SCREW | 1.000 | PC | | | | | | | | | | | | | | | | | | | | | | | | | | | | | | | | | | | | | | | | | | | | | | | | | | | | | | | | | | | | | | | | | | | | | | | | | | |
| VI1930A1 | 5x20 ST. STEEL CHIP SCREW | 8.000 | PC | | | | | | | | | | | | | | | | | | | | | | | | | | | | | | | | | | | | | | | | | | | | | | | | | | | | | | | | | | | | | | | | | | | | | | | | | | |
| VI1996A0 | M5x35 SCREW | 6.000 | PC | | | | | | | | | | | | | | | | | | | | | | | | | | | | | | | | | | | | | | | | | | | | | | | | | | | | | | | | | | | | | | | | | | | | | | | | | | |
| VM1794A0 | 250x4.8 PA66 BLACK CLAMP | 2.000 | PC | | | | | | | | | | | | | | | | | | | | | | | | | | | | | | | | | | | | | | | | | | | | | | | | | | | | | | | | | | | | | | | | | | | | | | | | | | |
| VM2103A0 | CLAMP LOCK | 2.000 | PC | | | | | | | | | | | | | | | | | | | | | | | | | | | | | | | | | | | | | | | | | | | | | | | | | | | | | | | | | | | | | | | | | | | | | | | | | | |
| VM2267A0 | INTERNAL GLASS LOCKING SYSTEM SLIDER | 1.000 | PC | | | | | | | | | | | | | | | | | | | | | | | | | | | | | | | | | | | | | | | | | | | | | | | | | | | | | | | | | | | | | | | | | | | | | | | | | | |
| VM2268A0 | DOOR MAGNET COVER | 1.000 | PC | | | | | | | | | | | | | | | | | | | | | | | | | | | | | | | | | | | | | | | | | | | | | | | | | | | | | | | | | | | | | | | | | | | | | | | | | | |
| VM2269B0 | INNER GLASS FIXING CAP | 1.000 | PC | | | | | | | | | | | | | | | | | | | | | | | | | | | | | | | | | | | | | | | | | | | | | | | | | | | | | | | | | | | | | | | | | | | | | | | | | | |
| VM2274A0 | GROOVED BUSHING | 1.000 | PC | | | | | | | | | | | | | | | | | | | | | | | | | | | | | | | | | | | | | | | | | | | | | | | | | | | | | | | | | | | | | | | | | | | | | | | | | | |
| VM2305A0 | MM SERIES DOOR CAP FIXING PAWL | 7.000 | PC | | | | | | | | | | | | | | | | | | | | | | | | | | | | | | | | | | | | | | | | | | | | | | | | | | | | | | | | | | | | | | | | | | | | | | | | | | |
| VM2384B0 | MM LEFT DOOR RIGHT LOWER CAP | 1.000 | PC | | | | | | | | | | | | | | | | | | | | | | | | | | | | | | | | | | | | | | | | | | | | | | | | | | | | | | | | | | | | | | | | | | | | | | | | | | |
| VM2386B0 | MM -M LEFT DOOR LEFT LOWER CAP KI | 1.000 | PC | | | | | | | | | | | | | | | | | | | | | | | | | | | | | | | | | | | | | | | | | | | | | | | | | | | | | | | | | | | | | | | | | | | | | | | | | | |
| VP1081A0 | UPPER HINGE CAP FOR UPPER INNER GLASS | 1.000 | PC | | | | | | | | | | | | | | | | | | | | | | | | | | | | | | | | | | | | | | | | | | | | | | | | | | | | | | | | | | | | | | | | | | | | | | | | | | |
| | | | K0B1126BL | EU+2/1 MM -MLEFT DOOR LOWER BEAM KIT | <table border="1"> <thead> <tr> <th>Code</th> <th>Description</th> <th>Qty</th> <th>UOM</th> </tr> </thead> <tbody> <tr> <td>0B1126B0</td> <td>860mm DOOR LOWER BEAM</td> <td>1.000</td> <td>PC</td> </tr> </tbody> </table> | Code | Description | Qty | UOM | 0B1126B0 | 860mm DOOR LOWER BEAM | 1.000 | PC | | | | | | | | | | | | | | | | | | | | | | | | | | | | | | | | | | | | | | | | | | | | | | | | | | | | | | | | | | | | | | | | |
| Code | Description | Qty | UOM | | | | | | | | | | | | | | | | | | | | | | | | | | | | | | | | | | | | | | | | | | | | | | | | | | | | | | | | | | | | | | | | | | | | | | | | | | |
| 0B1126B0 | 860mm DOOR LOWER BEAM | 1.000 | PC | | | | | | | | | | | | | | | | | | | | | | | | | | | | | | | | | | | | | | | | | | | | | | | | | | | | | | | | | | | | | | | | | | | | | | | | | | |








| COMPONENT | | | SPARE PART | | | | | | | | | | | | | | | | | | | | | | | | | | | | | | | | | | | | | | | | | | | | | | | | | | | | | | | | | | | | | | | | | | | | | | |
|-----------|--|---|------------|--|---|------|-------------|-----|-----|----------|--|-------|----|----------|--|-------|----|----------|------------------------------------|-------|----|----------|--------------------------------------|-------|----|----------|---------------------------------|-------|----|----------|-------------|-------|----|----------|-----------------------------|-------|----|----------|------------|-------|----|----------|--|-------|----|----------|-------------------------|-------|----|----------|---------------------------|-------|----|----------|--------------------|-------|----|----------|--------------------------------------|-------|----|----------|------------------------------------|-------|----|----------|---|-------|----|----------|--|-------|----|
| Code | Description | Image | Code | Description | Kit components | | | | | | | | | | | | | | | | | | | | | | | | | | | | | | | | | | | | | | | | | | | | | | | | | | | | | | | | | | | | | | | | | | | | |
| 0B1126B | 860mm DOOR LOWER BEAM |  | K0B1126BL | EU+2/1 MM -MLEFT DOOR LOWER BEAM KIT | <table border="1"> <thead> <tr> <th>Code</th> <th>Description</th> <th>Qty</th> <th>UOM</th> </tr> </thead> <tbody> <tr> <td>RC1200A0</td> <td>ED=4 WIRE D=0.5 H24 COMPRESSIO N SPRING</td> <td>2.000</td> <td>PC</td> </tr> <tr> <td>VE1030A1</td> <td>MAGNET FOR DOOR MICROSWITC H D=22.9mm</td> <td>1.000</td> <td>PC</td> </tr> <tr> <td>VI1103A0</td> <td>40X12 TBSP SCREW FOR PLASTIC</td> <td>1.000</td> <td>PC</td> </tr> <tr> <td>VI1220A1</td> <td>4,2x12 TCB SELF-TAPPIN G SCREW</td> <td>1.000</td> <td>PC</td> </tr> <tr> <td>VI1930A1</td> <td>5x20 ST. STEEL CHIP SCREW</td> <td>8.000</td> <td>PC</td> </tr> <tr> <td>VI1996A0</td> <td>M5x35 SCREW</td> <td>6.000</td> <td>PC</td> </tr> <tr> <td>VM1794A0</td> <td>250x4.8 PA66 BLACK CLAMP</td> <td>2.000</td> <td>PC</td> </tr> <tr> <td>VM2103A0</td> <td>CLAMP LOCK</td> <td>2.000</td> <td>PC</td> </tr> <tr> <td>VM2267A0</td> <td>INTERNAL GLASS LOCKING SYSTEM SLIDER</td> <td>1.000</td> <td>PC</td> </tr> <tr> <td>VM2268A0</td> <td>DOOR MAGNET COVER</td> <td>1.000</td> <td>PC</td> </tr> <tr> <td>VM2269B0</td> <td>INNER GLASS FIXING CAP</td> <td>1.000</td> <td>PC</td> </tr> <tr> <td>VM2274A0</td> <td>GROOVED BUSHING</td> <td>1.000</td> <td>PC</td> </tr> <tr> <td>VM2305A0</td> <td>MM SERIES DOOR CAP FIXING PAWL</td> <td>7.000</td> <td>PC</td> </tr> <tr> <td>VM2384B0</td> <td>MM LEFT DOOR RIGHT LOWER CAP</td> <td>1.000</td> <td>PC</td> </tr> <tr> <td>VM2386B0</td> <td>MM -M LEFT DOOR LEFT LOWER CAP KI</td> <td>1.000</td> <td>PC</td> </tr> <tr> <td>VP1081A0</td> <td>UPPER HINGE CAP FOR UPPER INNER GLASS</td> <td>1.000</td> <td>PC</td> </tr> </tbody> </table> | Code | Description | Qty | UOM | RC1200A0 | ED=4 WIRE D=0.5 H24 COMPRESSIO N SPRING | 2.000 | PC | VE1030A1 | MAGNET FOR DOOR MICROSWITC H D=22.9mm | 1.000 | PC | VI1103A0 | 40X12 TBSP SCREW FOR PLASTIC | 1.000 | PC | VI1220A1 | 4,2x12 TCB SELF-TAPPIN G SCREW | 1.000 | PC | VI1930A1 | 5x20 ST. STEEL CHIP SCREW | 8.000 | PC | VI1996A0 | M5x35 SCREW | 6.000 | PC | VM1794A0 | 250x4.8 PA66 BLACK CLAMP | 2.000 | PC | VM2103A0 | CLAMP LOCK | 2.000 | PC | VM2267A0 | INTERNAL GLASS LOCKING SYSTEM SLIDER | 1.000 | PC | VM2268A0 | DOOR MAGNET COVER | 1.000 | PC | VM2269B0 | INNER GLASS FIXING CAP | 1.000 | PC | VM2274A0 | GROOVED BUSHING | 1.000 | PC | VM2305A0 | MM SERIES DOOR CAP FIXING PAWL | 7.000 | PC | VM2384B0 | MM LEFT DOOR RIGHT LOWER CAP | 1.000 | PC | VM2386B0 | MM -M LEFT DOOR LEFT LOWER CAP KI | 1.000 | PC | VP1081A0 | UPPER HINGE CAP FOR UPPER INNER GLASS | 1.000 | PC |
| Code | Description | Qty | UOM | | | | | | | | | | | | | | | | | | | | | | | | | | | | | | | | | | | | | | | | | | | | | | | | | | | | | | | | | | | | | | | | | | | | | | |
| RC1200A0 | ED=4 WIRE D=0.5 H24 COMPRESSIO N SPRING | 2.000 | PC | | | | | | | | | | | | | | | | | | | | | | | | | | | | | | | | | | | | | | | | | | | | | | | | | | | | | | | | | | | | | | | | | | | | | | |
| VE1030A1 | MAGNET FOR DOOR MICROSWITC H D=22.9mm | 1.000 | PC | | | | | | | | | | | | | | | | | | | | | | | | | | | | | | | | | | | | | | | | | | | | | | | | | | | | | | | | | | | | | | | | | | | | | | |
| VI1103A0 | 40X12 TBSP SCREW FOR PLASTIC | 1.000 | PC | | | | | | | | | | | | | | | | | | | | | | | | | | | | | | | | | | | | | | | | | | | | | | | | | | | | | | | | | | | | | | | | | | | | | | |
| VI1220A1 | 4,2x12 TCB SELF-TAPPIN G SCREW | 1.000 | PC | | | | | | | | | | | | | | | | | | | | | | | | | | | | | | | | | | | | | | | | | | | | | | | | | | | | | | | | | | | | | | | | | | | | | | |
| VI1930A1 | 5x20 ST. STEEL CHIP SCREW | 8.000 | PC | | | | | | | | | | | | | | | | | | | | | | | | | | | | | | | | | | | | | | | | | | | | | | | | | | | | | | | | | | | | | | | | | | | | | | |
| VI1996A0 | M5x35 SCREW | 6.000 | PC | | | | | | | | | | | | | | | | | | | | | | | | | | | | | | | | | | | | | | | | | | | | | | | | | | | | | | | | | | | | | | | | | | | | | | |
| VM1794A0 | 250x4.8 PA66 BLACK CLAMP | 2.000 | PC | | | | | | | | | | | | | | | | | | | | | | | | | | | | | | | | | | | | | | | | | | | | | | | | | | | | | | | | | | | | | | | | | | | | | | |
| VM2103A0 | CLAMP LOCK | 2.000 | PC | | | | | | | | | | | | | | | | | | | | | | | | | | | | | | | | | | | | | | | | | | | | | | | | | | | | | | | | | | | | | | | | | | | | | | |
| VM2267A0 | INTERNAL GLASS LOCKING SYSTEM SLIDER | 1.000 | PC | | | | | | | | | | | | | | | | | | | | | | | | | | | | | | | | | | | | | | | | | | | | | | | | | | | | | | | | | | | | | | | | | | | | | | |
| VM2268A0 | DOOR MAGNET COVER | 1.000 | PC | | | | | | | | | | | | | | | | | | | | | | | | | | | | | | | | | | | | | | | | | | | | | | | | | | | | | | | | | | | | | | | | | | | | | | |
| VM2269B0 | INNER GLASS FIXING CAP | 1.000 | PC | | | | | | | | | | | | | | | | | | | | | | | | | | | | | | | | | | | | | | | | | | | | | | | | | | | | | | | | | | | | | | | | | | | | | | |
| VM2274A0 | GROOVED BUSHING | 1.000 | PC | | | | | | | | | | | | | | | | | | | | | | | | | | | | | | | | | | | | | | | | | | | | | | | | | | | | | | | | | | | | | | | | | | | | | | |
| VM2305A0 | MM SERIES DOOR CAP FIXING PAWL | 7.000 | PC | | | | | | | | | | | | | | | | | | | | | | | | | | | | | | | | | | | | | | | | | | | | | | | | | | | | | | | | | | | | | | | | | | | | | | |
| VM2384B0 | MM LEFT DOOR RIGHT LOWER CAP | 1.000 | PC | | | | | | | | | | | | | | | | | | | | | | | | | | | | | | | | | | | | | | | | | | | | | | | | | | | | | | | | | | | | | | | | | | | | | | |
| VM2386B0 | MM -M LEFT DOOR LEFT LOWER CAP KI | 1.000 | PC | | | | | | | | | | | | | | | | | | | | | | | | | | | | | | | | | | | | | | | | | | | | | | | | | | | | | | | | | | | | | | | | | | | | | | |
| VP1081A0 | UPPER HINGE CAP FOR UPPER INNER GLASS | 1.000 | PC | | | | | | | | | | | | | | | | | | | | | | | | | | | | | | | | | | | | | | | | | | | | | | | | | | | | | | | | | | | | | | | | | | | | | | |



| COMPONENT | | | SPARE PART | | |
|-----------|--|---|----------------|--|----------------|
| Code | Description | Image | Code | Description | Kit components |
| 0B1169A | XEBC-10EU-E LEFT EXT DOOR COLUMN |  | 0B1169A0 | XEBC-10EU-E LEFT EXT DOOR COLUMN | |
| 0B1170A | XEBC-10EU-E LEFT INT DOOR COLUMN |  | OUTOFPRODUCTIO | ITEM OUT OF PRODUCTION | |
| 0B1171B | XEBC-10EU DOOR RIGHT EXTERNAL COLUMN |  | 0B1171B1 | XEBC-10EU DOOR RIGHT EXTERNAL COLUMN | |
| 0B1172A | XEBC-10EU-E RIGHT INT DOOR COLUMN |  | OUTOFPRODUCTIO | ITEM OUT OF PRODUCTION | |
| 0B1173A | EXT. GLASS SUPPORT PROFILE |  | 0B1173A0 | EXT. GLASS SUPPORT PROFILE | |




| COMPONENT | | | SPARE PART | | | | | | | | | | | | | | | | | | | | | | | | | | |
|-----------|--|---|----------------|---------------------------------------|---|------|-------------|-----|-----|----------|--|-------|----|----------|--|-------|----|----------|--------------------------------------|-------|----|----------|---------------------------------|-------|----|----------|-------------|-------|----|
| Code | Description | Image | Code | Description | Kit components | | | | | | | | | | | | | | | | | | | | | | | | |
| 0B1218B | 860MM DOUBLE GLASS DOOR UPPER BEAM |  | 0B1218B0 | 860MM DOUBLE GLASS DOOR UPPER BEAM | | | | | | | | | | | | | | | | | | | | | | | | | |
| 0B1219A | MM DOUBLE GLASS DOOR INT UPPER BEAM 860 |  | OUTOFPRODUCTIO | ITEM OUT OF PRODUCTION | | | | | | | | | | | | | | | | | | | | | | | | | |
| VI1930A | 5x20 ST. STEEL CHIP SCREW |  | VI1147A0 | 5X25 STAINLESS STEEL SCREW | | | | | | | | | | | | | | | | | | | | | | | | | |
| VI1996A | M5x35 SCREW |  | VI1996A0 | M5x35 SCREW | | | | | | | | | | | | | | | | | | | | | | | | | |
| VM2262B | MM -M DOOR RIGHT UPPER CAP |  | KVM2262B | MIND.MAPS -M DOOR RIGHT UPPER CAP KIT | <table border="1"> <thead> <tr> <th>Code</th> <th>Description</th> <th>Qty</th> <th>UOM</th> </tr> </thead> <tbody> <tr> <td>RC1200A0</td> <td>ED=4 WIRE D=0.5 H24 COMPRESSIO N SPRING</td> <td>2.000</td> <td>PC</td> </tr> <tr> <td>VE1030A1</td> <td>MAGNET FOR DOOR MICROSWITC H D=22.9mm</td> <td>1.000</td> <td>PC</td> </tr> <tr> <td>VI1220A1</td> <td>4,2x12 TCB SELF-TAPPIN G SCREW</td> <td>1.000</td> <td>PC</td> </tr> <tr> <td>VI1930A1</td> <td>5x20 ST. STEEL CHIP SCREW</td> <td>4.000</td> <td>PC</td> </tr> <tr> <td>VI1996A0</td> <td>M5x35 SCREW</td> <td>4.000</td> <td>PC</td> </tr> </tbody> </table> | Code | Description | Qty | UOM | RC1200A0 | ED=4 WIRE D=0.5 H24 COMPRESSIO N SPRING | 2.000 | PC | VE1030A1 | MAGNET FOR DOOR MICROSWITC H D=22.9mm | 1.000 | PC | VI1220A1 | 4,2x12 TCB SELF-TAPPIN G SCREW | 1.000 | PC | VI1930A1 | 5x20 ST. STEEL CHIP SCREW | 4.000 | PC | VI1996A0 | M5x35 SCREW | 4.000 | PC |
| Code | Description | Qty | UOM | | | | | | | | | | | | | | | | | | | | | | | | | | |
| RC1200A0 | ED=4 WIRE D=0.5 H24 COMPRESSIO N SPRING | 2.000 | PC | | | | | | | | | | | | | | | | | | | | | | | | | | |
| VE1030A1 | MAGNET FOR DOOR MICROSWITC H D=22.9mm | 1.000 | PC | | | | | | | | | | | | | | | | | | | | | | | | | | |
| VI1220A1 | 4,2x12 TCB SELF-TAPPIN G SCREW | 1.000 | PC | | | | | | | | | | | | | | | | | | | | | | | | | | |
| VI1930A1 | 5x20 ST. STEEL CHIP SCREW | 4.000 | PC | | | | | | | | | | | | | | | | | | | | | | | | | | |
| VI1996A0 | M5x35 SCREW | 4.000 | PC | | | | | | | | | | | | | | | | | | | | | | | | | | |







| COMPONENT | | | SPARE PART | | | | | | | | | | | | | | | | | | | | | | | | | | | | | | | | | | | | | | | | | | | | | | |
|-----------|---|---|------------|---------------------------------------|---|------|-------------|-----|-----|----------|---|-------|----|----------|---------------------------------------|-------|----|----------|--------------------------------|-------|----|----------|---------------------------|-------|----|----------|--------------------------------|-------|----|----------|--------------------------------------|-------|----|----------|-------------------|-------|----|----------|------------------------|-------|----|----------|--------------------------------|-------|----|----------|-----------------------------------|-------|----|
| Code | Description | Image | Code | Description | Kit components | | | | | | | | | | | | | | | | | | | | | | | | | | | | | | | | | | | | | | | | | | | | |
| VM2262B | MM -M DOOR RIGHT UPPER CAP |  | KVM2262B | MIND.MAPS -M DOOR RIGHT UPPER CAP KIT | <table border="1"> <thead> <tr> <th>Code</th> <th>Description</th> <th>Qty</th> <th>UOM</th> </tr> </thead> <tbody> <tr> <td>VM2262B0</td> <td>MM -M DOOR RIGHT UPPER CAP</td> <td>1.000</td> <td>PC</td> </tr> <tr> <td>VM2267A0</td> <td>INTERNAL GLASS LOCKING SYSTEM SLIDER</td> <td>1.000</td> <td>PC</td> </tr> <tr> <td>VM2268A0</td> <td>DOOR MAGNET COVER</td> <td>1.000</td> <td>PC</td> </tr> <tr> <td>VM2269B0</td> <td>INNER GLASS FIXING CAP</td> <td>1.000</td> <td>PC</td> </tr> <tr> <td>VM2305A0</td> <td>MM SERIES DOOR CAP FIXING PAWL</td> <td>4.000</td> <td>PC</td> </tr> </tbody> </table> | Code | Description | Qty | UOM | VM2262B0 | MM -M DOOR RIGHT UPPER CAP | 1.000 | PC | VM2267A0 | INTERNAL GLASS LOCKING SYSTEM SLIDER | 1.000 | PC | VM2268A0 | DOOR MAGNET COVER | 1.000 | PC | VM2269B0 | INNER GLASS FIXING CAP | 1.000 | PC | VM2305A0 | MM SERIES DOOR CAP FIXING PAWL | 4.000 | PC | | | | | | | | | | | | | | | | | | | | |
| Code | Description | Qty | UOM | | | | | | | | | | | | | | | | | | | | | | | | | | | | | | | | | | | | | | | | | | | | | | |
| VM2262B0 | MM -M DOOR RIGHT UPPER CAP | 1.000 | PC | | | | | | | | | | | | | | | | | | | | | | | | | | | | | | | | | | | | | | | | | | | | | | |
| VM2267A0 | INTERNAL GLASS LOCKING SYSTEM SLIDER | 1.000 | PC | | | | | | | | | | | | | | | | | | | | | | | | | | | | | | | | | | | | | | | | | | | | | | |
| VM2268A0 | DOOR MAGNET COVER | 1.000 | PC | | | | | | | | | | | | | | | | | | | | | | | | | | | | | | | | | | | | | | | | | | | | | | |
| VM2269B0 | INNER GLASS FIXING CAP | 1.000 | PC | | | | | | | | | | | | | | | | | | | | | | | | | | | | | | | | | | | | | | | | | | | | | | |
| VM2305A0 | MM SERIES DOOR CAP FIXING PAWL | 4.000 | PC | | | | | | | | | | | | | | | | | | | | | | | | | | | | | | | | | | | | | | | | | | | | | | |
| VM2267A | INTERNAL GLASS LOCKING SYSTEM SLIDER |  | KVM2386B | MM -M LEFT DOOR LEFT LOWER CAP KI | <table border="1"> <thead> <tr> <th>Code</th> <th>Description</th> <th>Qty</th> <th>UOM</th> </tr> </thead> <tbody> <tr> <td>RC1200A0</td> <td>ED=4 WIRE D=0.5 H24 COMPRESSIO N SPRING</td> <td>2.000</td> <td>PC</td> </tr> <tr> <td>VE1030A1</td> <td>MAGNET FOR DOOR MICROSWITC H D=22.9mm</td> <td>1.000</td> <td>PC</td> </tr> <tr> <td>VI1220A1</td> <td>4,2x12 TCB SELF-TAPPIN G SCREW</td> <td>1.000</td> <td>PC</td> </tr> <tr> <td>VI1930A1</td> <td>5x20 ST. STEEL CHIP SCREW</td> <td>4.000</td> <td>PC</td> </tr> <tr> <td>VI1996A0</td> <td>M5x35 SCREW</td> <td>4.000</td> <td>PC</td> </tr> <tr> <td>VM2267A0</td> <td>INTERNAL GLASS LOCKING SYSTEM SLIDER</td> <td>1.000</td> <td>PC</td> </tr> <tr> <td>VM2268A0</td> <td>DOOR MAGNET COVER</td> <td>1.000</td> <td>PC</td> </tr> <tr> <td>VM2269B0</td> <td>INNER GLASS FIXING CAP</td> <td>1.000</td> <td>PC</td> </tr> <tr> <td>VM2305A0</td> <td>MM SERIES DOOR CAP FIXING PAWL</td> <td>4.000</td> <td>PC</td> </tr> <tr> <td>VM2386B0</td> <td>MM -M LEFT DOOR LEFT LOWER CAP KI</td> <td>1.000</td> <td>PC</td> </tr> </tbody> </table> | Code | Description | Qty | UOM | RC1200A0 | ED=4 WIRE D=0.5 H24 COMPRESSIO N SPRING | 2.000 | PC | VE1030A1 | MAGNET FOR DOOR MICROSWITC H D=22.9mm | 1.000 | PC | VI1220A1 | 4,2x12 TCB SELF-TAPPIN G SCREW | 1.000 | PC | VI1930A1 | 5x20 ST. STEEL CHIP SCREW | 4.000 | PC | VI1996A0 | M5x35 SCREW | 4.000 | PC | VM2267A0 | INTERNAL GLASS LOCKING SYSTEM SLIDER | 1.000 | PC | VM2268A0 | DOOR MAGNET COVER | 1.000 | PC | VM2269B0 | INNER GLASS FIXING CAP | 1.000 | PC | VM2305A0 | MM SERIES DOOR CAP FIXING PAWL | 4.000 | PC | VM2386B0 | MM -M LEFT DOOR LEFT LOWER CAP KI | 1.000 | PC |
| Code | Description | Qty | UOM | | | | | | | | | | | | | | | | | | | | | | | | | | | | | | | | | | | | | | | | | | | | | | |
| RC1200A0 | ED=4 WIRE D=0.5 H24 COMPRESSIO N SPRING | 2.000 | PC | | | | | | | | | | | | | | | | | | | | | | | | | | | | | | | | | | | | | | | | | | | | | | |
| VE1030A1 | MAGNET FOR DOOR MICROSWITC H D=22.9mm | 1.000 | PC | | | | | | | | | | | | | | | | | | | | | | | | | | | | | | | | | | | | | | | | | | | | | | |
| VI1220A1 | 4,2x12 TCB SELF-TAPPIN G SCREW | 1.000 | PC | | | | | | | | | | | | | | | | | | | | | | | | | | | | | | | | | | | | | | | | | | | | | | |
| VI1930A1 | 5x20 ST. STEEL CHIP SCREW | 4.000 | PC | | | | | | | | | | | | | | | | | | | | | | | | | | | | | | | | | | | | | | | | | | | | | | |
| VI1996A0 | M5x35 SCREW | 4.000 | PC | | | | | | | | | | | | | | | | | | | | | | | | | | | | | | | | | | | | | | | | | | | | | | |
| VM2267A0 | INTERNAL GLASS LOCKING SYSTEM SLIDER | 1.000 | PC | | | | | | | | | | | | | | | | | | | | | | | | | | | | | | | | | | | | | | | | | | | | | | |
| VM2268A0 | DOOR MAGNET COVER | 1.000 | PC | | | | | | | | | | | | | | | | | | | | | | | | | | | | | | | | | | | | | | | | | | | | | | |
| VM2269B0 | INNER GLASS FIXING CAP | 1.000 | PC | | | | | | | | | | | | | | | | | | | | | | | | | | | | | | | | | | | | | | | | | | | | | | |
| VM2305A0 | MM SERIES DOOR CAP FIXING PAWL | 4.000 | PC | | | | | | | | | | | | | | | | | | | | | | | | | | | | | | | | | | | | | | | | | | | | | | |
| VM2386B0 | MM -M LEFT DOOR LEFT LOWER CAP KI | 1.000 | PC | | | | | | | | | | | | | | | | | | | | | | | | | | | | | | | | | | | | | | | | | | | | | | |
| | | | KVM2385B | MM -M LEFT DOOR LEFT UPPER CAP KI | <table border="1"> <thead> <tr> <th>Code</th> <th>Description</th> <th>Qty</th> <th>UOM</th> </tr> </thead> <tbody> <tr> <td>RC1200A0</td> <td>ED=4 WIRE D=0.5 H24 COMPRESSIO N SPRING</td> <td>2.000</td> <td>PC</td> </tr> </tbody> </table> | Code | Description | Qty | UOM | RC1200A0 | ED=4 WIRE D=0.5 H24 COMPRESSIO N SPRING | 2.000 | PC | | | | | | | | | | | | | | | | | | | | | | | | | | | | | | | | | | | | |
| Code | Description | Qty | UOM | | | | | | | | | | | | | | | | | | | | | | | | | | | | | | | | | | | | | | | | | | | | | | |
| RC1200A0 | ED=4 WIRE D=0.5 H24 COMPRESSIO N SPRING | 2.000 | PC | | | | | | | | | | | | | | | | | | | | | | | | | | | | | | | | | | | | | | | | | | | | | | |



| COMPONENT | | | SPARE PART | | | | | | | | | | | | | | | | | | | | | | | | | | | | | | | | | | | | | | | | | | |
|-----------|---|--|------------|-----------------------------------|--|------|-------------|---|-------|----------|---------------------------------------|---------------------------------------|-------|----------|--------------------------------|--------------------------------|-------|----------|---------------------------|---------------------------|-------|----------|-------------|-------------|-------|----------|--------------------------------------|----------------------------|-------|----------|-------------------|--------------------------------------|-------|----------|------------------------|-------------------|-------|----------|--------------------------------|-------|----|----------|-----------------------------|-------|----|
| Code | Description | Image | Code | Description | Kit components | | | | | | | | | | | | | | | | | | | | | | | | | | | | | | | | | | | | | | | | |
| VM2267A | INTERNAL GLASS LOCKING SYSTEM SLIDER |  | KVM2385B | MM -M LEFT DOOR LEFT UPPER CAP KI | <table border="1"> <thead> <tr> <th>Code</th> <th>Description</th> <th>Qty</th> <th>UOM</th> </tr> </thead> <tbody> <tr> <td>VE1030A1</td> <td>MAGNET FOR DOOR MICROSWITC H D=22.9mm</td> <td>1.000</td> <td>PC</td> </tr> <tr> <td>VI1220A1</td> <td>4,2x12 TCB SELF-TAPPIN G SCREW</td> <td>1.000</td> <td>PC</td> </tr> <tr> <td>VI1930A1</td> <td>5x20 ST. STEEL CHIP SCREW</td> <td>4.000</td> <td>PC</td> </tr> <tr> <td>VI1996A0</td> <td>M5x35 SCREW</td> <td>4.000</td> <td>PC</td> </tr> <tr> <td>VM2267A0</td> <td>INTERNAL GLASS LOCKING SYSTEM SLIDER</td> <td>1.000</td> <td>PC</td> </tr> <tr> <td>VM2268A0</td> <td>DOOR MAGNET COVER</td> <td>1.000</td> <td>PC</td> </tr> <tr> <td>VM2269B0</td> <td>INNER GLASS FIXING CAP</td> <td>1.000</td> <td>PC</td> </tr> <tr> <td>VM2305A0</td> <td>MM SERIES DOOR CAP FIXING PAWL</td> <td>4.000</td> <td>PC</td> </tr> <tr> <td>VM2385B0</td> <td>MM LEFT DOOR UPPER LEFT CAP</td> <td>1.000</td> <td>PC</td> </tr> </tbody> </table> | Code | Description | Qty | UOM | VE1030A1 | MAGNET FOR DOOR MICROSWITC H D=22.9mm | 1.000 | PC | VI1220A1 | 4,2x12 TCB SELF-TAPPIN G SCREW | 1.000 | PC | VI1930A1 | 5x20 ST. STEEL CHIP SCREW | 4.000 | PC | VI1996A0 | M5x35 SCREW | 4.000 | PC | VM2267A0 | INTERNAL GLASS LOCKING SYSTEM SLIDER | 1.000 | PC | VM2268A0 | DOOR MAGNET COVER | 1.000 | PC | VM2269B0 | INNER GLASS FIXING CAP | 1.000 | PC | VM2305A0 | MM SERIES DOOR CAP FIXING PAWL | 4.000 | PC | VM2385B0 | MM LEFT DOOR UPPER LEFT CAP | 1.000 | PC |
| | | | Code | Description | Qty | UOM | | | | | | | | | | | | | | | | | | | | | | | | | | | | | | | | | | | | | | | |
| VE1030A1 | MAGNET FOR DOOR MICROSWITC H D=22.9mm | 1.000 | PC | | | | | | | | | | | | | | | | | | | | | | | | | | | | | | | | | | | | | | | | | | |
| VI1220A1 | 4,2x12 TCB SELF-TAPPIN G SCREW | 1.000 | PC | | | | | | | | | | | | | | | | | | | | | | | | | | | | | | | | | | | | | | | | | | |
| VI1930A1 | 5x20 ST. STEEL CHIP SCREW | 4.000 | PC | | | | | | | | | | | | | | | | | | | | | | | | | | | | | | | | | | | | | | | | | | |
| VI1996A0 | M5x35 SCREW | 4.000 | PC | | | | | | | | | | | | | | | | | | | | | | | | | | | | | | | | | | | | | | | | | | |
| VM2267A0 | INTERNAL GLASS LOCKING SYSTEM SLIDER | 1.000 | PC | | | | | | | | | | | | | | | | | | | | | | | | | | | | | | | | | | | | | | | | | | |
| VM2268A0 | DOOR MAGNET COVER | 1.000 | PC | | | | | | | | | | | | | | | | | | | | | | | | | | | | | | | | | | | | | | | | | | |
| VM2269B0 | INNER GLASS FIXING CAP | 1.000 | PC | | | | | | | | | | | | | | | | | | | | | | | | | | | | | | | | | | | | | | | | | | |
| VM2305A0 | MM SERIES DOOR CAP FIXING PAWL | 4.000 | PC | | | | | | | | | | | | | | | | | | | | | | | | | | | | | | | | | | | | | | | | | | |
| VM2385B0 | MM LEFT DOOR UPPER LEFT CAP | 1.000 | PC | | | | | | | | | | | | | | | | | | | | | | | | | | | | | | | | | | | | | | | | | | |
| KVM2262B | MIND.MAPS -M DOOR RIGHT UPPER CAP KIT | <table border="1"> <thead> <tr> <th>Code</th> <th>Description</th> <th>Qty</th> <th>UOM</th> </tr> </thead> <tbody> <tr> <td>RC1200A0</td> <td>ED=4 WIRE D=0.5 H24 COMPRESSIO N SPRING</td> <td>2.000</td> <td>PC</td> </tr> <tr> <td>VE1030A1</td> <td>MAGNET FOR DOOR MICROSWITC H D=22.9mm</td> <td>1.000</td> <td>PC</td> </tr> <tr> <td>VI1220A1</td> <td>4,2x12 TCB SELF-TAPPIN G SCREW</td> <td>1.000</td> <td>PC</td> </tr> <tr> <td>VI1930A1</td> <td>5x20 ST. STEEL CHIP SCREW</td> <td>4.000</td> <td>PC</td> </tr> <tr> <td>VI1996A0</td> <td>M5x35 SCREW</td> <td>4.000</td> <td>PC</td> </tr> <tr> <td>VM2262B0</td> <td>MM -M DOOR RIGHT UPPER CAP</td> <td>1.000</td> <td>PC</td> </tr> <tr> <td>VM2267A0</td> <td>INTERNAL GLASS LOCKING SYSTEM SLIDER</td> <td>1.000</td> <td>PC</td> </tr> <tr> <td>VM2268A0</td> <td>DOOR MAGNET COVER</td> <td>1.000</td> <td>PC</td> </tr> </tbody> </table> | Code | Description | Qty | UOM | RC1200A0 | ED=4 WIRE D=0.5 H24 COMPRESSIO N SPRING | 2.000 | PC | VE1030A1 | MAGNET FOR DOOR MICROSWITC H D=22.9mm | 1.000 | PC | VI1220A1 | 4,2x12 TCB SELF-TAPPIN G SCREW | 1.000 | PC | VI1930A1 | 5x20 ST. STEEL CHIP SCREW | 4.000 | PC | VI1996A0 | M5x35 SCREW | 4.000 | PC | VM2262B0 | MM -M DOOR RIGHT UPPER CAP | 1.000 | PC | VM2267A0 | INTERNAL GLASS LOCKING SYSTEM SLIDER | 1.000 | PC | VM2268A0 | DOOR MAGNET COVER | 1.000 | PC | | | | | | | |
| Code | Description | Qty | UOM | | | | | | | | | | | | | | | | | | | | | | | | | | | | | | | | | | | | | | | | | | |
| RC1200A0 | ED=4 WIRE D=0.5 H24 COMPRESSIO N SPRING | 2.000 | PC | | | | | | | | | | | | | | | | | | | | | | | | | | | | | | | | | | | | | | | | | | |
| VE1030A1 | MAGNET FOR DOOR MICROSWITC H D=22.9mm | 1.000 | PC | | | | | | | | | | | | | | | | | | | | | | | | | | | | | | | | | | | | | | | | | | |
| VI1220A1 | 4,2x12 TCB SELF-TAPPIN G SCREW | 1.000 | PC | | | | | | | | | | | | | | | | | | | | | | | | | | | | | | | | | | | | | | | | | | |
| VI1930A1 | 5x20 ST. STEEL CHIP SCREW | 4.000 | PC | | | | | | | | | | | | | | | | | | | | | | | | | | | | | | | | | | | | | | | | | | |
| VI1996A0 | M5x35 SCREW | 4.000 | PC | | | | | | | | | | | | | | | | | | | | | | | | | | | | | | | | | | | | | | | | | | |
| VM2262B0 | MM -M DOOR RIGHT UPPER CAP | 1.000 | PC | | | | | | | | | | | | | | | | | | | | | | | | | | | | | | | | | | | | | | | | | | |
| VM2267A0 | INTERNAL GLASS LOCKING SYSTEM SLIDER | 1.000 | PC | | | | | | | | | | | | | | | | | | | | | | | | | | | | | | | | | | | | | | | | | | |
| VM2268A0 | DOOR MAGNET COVER | 1.000 | PC | | | | | | | | | | | | | | | | | | | | | | | | | | | | | | | | | | | | | | | | | | |




| COMPONENT | | | SPARE PART | | | | | | | | | | | | | | | | | | | | | | | | | | | | | | | | | | | | | | | | | | | |
|-----------|--|--|------------|---|---|------|-------------|--|-------|----------|---------------------------|--|-------|----------|--------------------------------------|--------------------------------------|-------|----|----------|---------------------------------|-------|----|----------|-------------|-------|----|----------|----------------------------------|-------|----|----------|--|-------|----|----------|-------------------------|-------|----|----------|---------------------------|-------|----|----------|--------------------------------------|-------|----|
| Code | Description | Image | Code | Description | Kit components | | | | | | | | | | | | | | | | | | | | | | | | | | | | | | | | | | | | | | | | | |
| VM2267A | INTERNAL GLASS LOCKING SYSTEM SLIDER |  | KVM2262B | MIND.MAPS -M DOOR RIGHT UPPER CAP KIT | <table border="1"> <thead> <tr> <th>Code</th> <th>Description</th> <th>Qty</th> <th>UOM</th> </tr> </thead> <tbody> <tr> <td>VM2269B0</td> <td>INNER GLASS FIXING CAP</td> <td>1.000</td> <td>PC</td> </tr> <tr> <td>VM2305A0</td> <td>MM SERIES DOOR CAP FIXING PAWL</td> <td>4.000</td> <td>PC</td> </tr> </tbody> </table> | Code | Description | Qty | UOM | VM2269B0 | INNER GLASS FIXING CAP | 1.000 | PC | VM2305A0 | MM SERIES DOOR CAP FIXING PAWL | 4.000 | PC | | | | | | | | | | | | | | | | | | | | | | | | | | | | | |
| | | | Code | Description | Qty | UOM | | | | | | | | | | | | | | | | | | | | | | | | | | | | | | | | | | | | | | | | |
| VM2269B0 | INNER GLASS FIXING CAP | 1.000 | PC | | | | | | | | | | | | | | | | | | | | | | | | | | | | | | | | | | | | | | | | | | | |
| VM2305A0 | MM SERIES DOOR CAP FIXING PAWL | 4.000 | PC | | | | | | | | | | | | | | | | | | | | | | | | | | | | | | | | | | | | | | | | | | | |
| KVM2261B | MIND.MAPS -M DOOR RIGHT LOWER CAP KIT | <table border="1"> <thead> <tr> <th>Code</th> <th>Description</th> <th>Qty</th> <th>UOM</th> </tr> </thead> <tbody> <tr> <td>RC1200A0</td> <td>ED=4 WIRE D=0.5 H24 COMPRESSIO N SPRING</td> <td>2.000</td> <td>PC</td> </tr> <tr> <td>VE1030A1</td> <td>MAGNET FOR DOOR MICROSWITC H D=22.9mm</td> <td>1.000</td> <td>PC</td> </tr> <tr> <td>VH1220A1</td> <td>4,2x12 TCB SELF-TAPPIN G SCREW</td> <td>1.000</td> <td>PC</td> </tr> <tr> <td>VI1930A1</td> <td>5x20 ST. STEEL CHIP SCREW</td> <td>4.000</td> <td>PC</td> </tr> <tr> <td>VI1996A0</td> <td>M5x35 SCREW</td> <td>4.000</td> <td>PC</td> </tr> <tr> <td>VM2261B0</td> <td>MM -M DOOR RIGHT LOWER CAP</td> <td>1.000</td> <td>PC</td> </tr> <tr> <td>VM2267A0</td> <td>INTERNAL GLASS LOCKING SYSTEM SLIDER</td> <td>1.000</td> <td>PC</td> </tr> <tr> <td>VM2268A0</td> <td>DOOR MAGNET COVER</td> <td>1.000</td> <td>PC</td> </tr> <tr> <td>VM2269B0</td> <td>INNER GLASS FIXING CAP</td> <td>1.000</td> <td>PC</td> </tr> <tr> <td>VM2305A0</td> <td>MM SERIES DOOR CAP FIXING PAWL</td> <td>4.000</td> <td>PC</td> </tr> </tbody> </table> | Code | Description | Qty | UOM | RC1200A0 | ED=4 WIRE D=0.5 H24 COMPRESSIO N SPRING | 2.000 | PC | VE1030A1 | MAGNET FOR DOOR MICROSWITC H D=22.9mm | 1.000 | PC | VH1220A1 | 4,2x12 TCB SELF-TAPPIN G SCREW | 1.000 | PC | VI1930A1 | 5x20 ST. STEEL CHIP SCREW | 4.000 | PC | VI1996A0 | M5x35 SCREW | 4.000 | PC | VM2261B0 | MM -M DOOR RIGHT LOWER CAP | 1.000 | PC | VM2267A0 | INTERNAL GLASS LOCKING SYSTEM SLIDER | 1.000 | PC | VM2268A0 | DOOR MAGNET COVER | 1.000 | PC | VM2269B0 | INNER GLASS FIXING CAP | 1.000 | PC | VM2305A0 | MM SERIES DOOR CAP FIXING PAWL | 4.000 | PC |
| Code | Description | Qty | UOM | | | | | | | | | | | | | | | | | | | | | | | | | | | | | | | | | | | | | | | | | | | |
| RC1200A0 | ED=4 WIRE D=0.5 H24 COMPRESSIO N SPRING | 2.000 | PC | | | | | | | | | | | | | | | | | | | | | | | | | | | | | | | | | | | | | | | | | | | |
| VE1030A1 | MAGNET FOR DOOR MICROSWITC H D=22.9mm | 1.000 | PC | | | | | | | | | | | | | | | | | | | | | | | | | | | | | | | | | | | | | | | | | | | |
| VH1220A1 | 4,2x12 TCB SELF-TAPPIN G SCREW | 1.000 | PC | | | | | | | | | | | | | | | | | | | | | | | | | | | | | | | | | | | | | | | | | | | |
| VI1930A1 | 5x20 ST. STEEL CHIP SCREW | 4.000 | PC | | | | | | | | | | | | | | | | | | | | | | | | | | | | | | | | | | | | | | | | | | | |
| VI1996A0 | M5x35 SCREW | 4.000 | PC | | | | | | | | | | | | | | | | | | | | | | | | | | | | | | | | | | | | | | | | | | | |
| VM2261B0 | MM -M DOOR RIGHT LOWER CAP | 1.000 | PC | | | | | | | | | | | | | | | | | | | | | | | | | | | | | | | | | | | | | | | | | | | |
| VM2267A0 | INTERNAL GLASS LOCKING SYSTEM SLIDER | 1.000 | PC | | | | | | | | | | | | | | | | | | | | | | | | | | | | | | | | | | | | | | | | | | | |
| VM2268A0 | DOOR MAGNET COVER | 1.000 | PC | | | | | | | | | | | | | | | | | | | | | | | | | | | | | | | | | | | | | | | | | | | |
| VM2269B0 | INNER GLASS FIXING CAP | 1.000 | PC | | | | | | | | | | | | | | | | | | | | | | | | | | | | | | | | | | | | | | | | | | | |
| VM2305A0 | MM SERIES DOOR CAP FIXING PAWL | 4.000 | PC | | | | | | | | | | | | | | | | | | | | | | | | | | | | | | | | | | | | | | | | | | | |
| VM2269B | INNER GLASS FIXING CAP |  | KVM2269B | INNER GLASS FIXING CAP KIT -M | <table border="1"> <thead> <tr> <th>Code</th> <th>Description</th> <th>Qty</th> <th>UOM</th> </tr> </thead> <tbody> <tr> <td>VM2269B0</td> <td>INNER GLASS FIXING CAP</td> <td>2.000</td> <td>PC</td> </tr> </tbody> </table> | Code | Description | Qty | UOM | VM2269B0 | INNER GLASS FIXING CAP | 2.000 | PC | | | | | | | | | | | | | | | | | | | | | | | | | | | | | | | | | |
| Code | Description | Qty | UOM | | | | | | | | | | | | | | | | | | | | | | | | | | | | | | | | | | | | | | | | | | | |
| VM2269B0 | INNER GLASS FIXING CAP | 2.000 | PC | | | | | | | | | | | | | | | | | | | | | | | | | | | | | | | | | | | | | | | | | | | |

| COMPONENT | | | SPARE PART | | | | | | | | | | | | | | | | | | | | | | | | | | | | | | | | | | | | | | |
|-----------|---|---|------------|---------------------------------------|---|------|-------------|-----|-----|----------|---|--------|----|----------|-------------------------------|-------|----|----------|-----------------------------------|-------|---|----------|--------------------------|-------|----|----------|---------------------------------|-------|----|----------|-------------------------|-------|----|----------|---|-------|----|----------|--|-------|----|
| Code | Description | Image | Code | Description | Kit components | | | | | | | | | | | | | | | | | | | | | | | | | | | | | | | | | | | | |
| VM2305A | MM SERIES DOOR CAP FIXING PAWL |  | KVM2305A | MM FIXING DOOR THUB SCREWS 10 PCS KIT | <table border="1"> <thead> <tr> <th>Code</th> <th>Description</th> <th>Qty</th> <th>UOM</th> </tr> </thead> <tbody> <tr> <td>VM2305A0</td> <td>MM SERIES DOOR CAP FIXING PAWL</td> <td>10.000</td> <td>PC</td> </tr> </tbody> </table> | Code | Description | Qty | UOM | VM2305A0 | MM SERIES DOOR CAP FIXING PAWL | 10.000 | PC | | | | | | | | | | | | | | | | | | | | | | | | | | | | |
| Code | Description | Qty | UOM | | | | | | | | | | | | | | | | | | | | | | | | | | | | | | | | | | | | | | |
| VM2305A0 | MM SERIES DOOR CAP FIXING PAWL | 10.000 | PC | | | | | | | | | | | | | | | | | | | | | | | | | | | | | | | | | | | | | | |
| VE1030A | MAGNET FOR DOOR MICROSWITCH D=22,9mm |  | KVE1030A | 2 PCS MAGNET KIT FOR DOOR SWITCH | <table border="1"> <thead> <tr> <th>Code</th> <th>Description</th> <th>Qty</th> <th>UOM</th> </tr> </thead> <tbody> <tr> <td>VE1030A1</td> <td>MAGNET FOR DOOR MICROSWITCH H D=22,9mm</td> <td>2.000</td> <td>PC</td> </tr> <tr> <td>VI1220A1</td> <td>4,2x12 TCB SELF-TAPPING SCREW</td> <td>1.000</td> <td>PC</td> </tr> </tbody> </table> | Code | Description | Qty | UOM | VE1030A1 | MAGNET FOR DOOR MICROSWITCH H D=22,9mm | 2.000 | PC | VI1220A1 | 4,2x12 TCB SELF-TAPPING SCREW | 1.000 | PC | | | | | | | | | | | | | | | | | | | | | | | | |
| Code | Description | Qty | UOM | | | | | | | | | | | | | | | | | | | | | | | | | | | | | | | | | | | | | | |
| VE1030A1 | MAGNET FOR DOOR MICROSWITCH H D=22,9mm | 2.000 | PC | | | | | | | | | | | | | | | | | | | | | | | | | | | | | | | | | | | | | | |
| VI1220A1 | 4,2x12 TCB SELF-TAPPING SCREW | 1.000 | PC | | | | | | | | | | | | | | | | | | | | | | | | | | | | | | | | | | | | | | |
| | | | KVE1020B | MICROSWITCH KIT | <table border="1"> <thead> <tr> <th>Code</th> <th>Description</th> <th>Qty</th> <th>UOM</th> </tr> </thead> <tbody> <tr> <td>CE1030A0</td> <td>FEMALE FASTON COVER 6.3X0.8 0,5-1mmg</td> <td>2.000</td> <td>PC</td> </tr> <tr> <td>CE1660A0</td> <td>6,3x0,8 FEMALE FASTON COVE</td> <td>2.000</td> <td>PC</td> </tr> <tr> <td>CE1730A0</td> <td>PVC CABLE NP 2 X AWG22 STYLE 2095</td> <td>0.150</td> <td>M</td> </tr> <tr> <td>CE1740A0</td> <td>MINIFIT MALE END FITTING</td> <td>2.000</td> <td>PC</td> </tr> <tr> <td>CE1745A0</td> <td>2 WAYS FEMALE MINIFIT CONNECTOR</td> <td>1.000</td> <td>PC</td> </tr> <tr> <td>VE1020B0</td> <td>MAGNET DOOR MICROSWITCH</td> <td>1.000</td> <td>PC</td> </tr> <tr> <td>VE1030A1</td> <td>MAGNET FOR DOOR MICROSWITCH H D=22,9mm</td> <td>1.000</td> <td>PC</td> </tr> <tr> <td>VI1192A0</td> <td></td> <td>1.000</td> <td>PC</td> </tr> </tbody> </table> | Code | Description | Qty | UOM | CE1030A0 | FEMALE FASTON COVER 6.3X0.8 0,5-1mmg | 2.000 | PC | CE1660A0 | 6,3x0,8 FEMALE FASTON COVE | 2.000 | PC | CE1730A0 | PVC CABLE NP 2 X AWG22 STYLE 2095 | 0.150 | M | CE1740A0 | MINIFIT MALE END FITTING | 2.000 | PC | CE1745A0 | 2 WAYS FEMALE MINIFIT CONNECTOR | 1.000 | PC | VE1020B0 | MAGNET DOOR MICROSWITCH | 1.000 | PC | VE1030A1 | MAGNET FOR DOOR MICROSWITCH H D=22,9mm | 1.000 | PC | VI1192A0 | | 1.000 | PC |
| Code | Description | Qty | UOM | | | | | | | | | | | | | | | | | | | | | | | | | | | | | | | | | | | | | | |
| CE1030A0 | FEMALE FASTON COVER 6.3X0.8 0,5-1mmg | 2.000 | PC | | | | | | | | | | | | | | | | | | | | | | | | | | | | | | | | | | | | | | |
| CE1660A0 | 6,3x0,8 FEMALE FASTON COVE | 2.000 | PC | | | | | | | | | | | | | | | | | | | | | | | | | | | | | | | | | | | | | | |
| CE1730A0 | PVC CABLE NP 2 X AWG22 STYLE 2095 | 0.150 | M | | | | | | | | | | | | | | | | | | | | | | | | | | | | | | | | | | | | | | |
| CE1740A0 | MINIFIT MALE END FITTING | 2.000 | PC | | | | | | | | | | | | | | | | | | | | | | | | | | | | | | | | | | | | | | |
| CE1745A0 | 2 WAYS FEMALE MINIFIT CONNECTOR | 1.000 | PC | | | | | | | | | | | | | | | | | | | | | | | | | | | | | | | | | | | | | | |
| VE1020B0 | MAGNET DOOR MICROSWITCH | 1.000 | PC | | | | | | | | | | | | | | | | | | | | | | | | | | | | | | | | | | | | | | |
| VE1030A1 | MAGNET FOR DOOR MICROSWITCH H D=22,9mm | 1.000 | PC | | | | | | | | | | | | | | | | | | | | | | | | | | | | | | | | | | | | | | |
| VI1192A0 | | 1.000 | PC | | | | | | | | | | | | | | | | | | | | | | | | | | | | | | | | | | | | | | |
| VI1930A | 5x20 ST. STEEL CHIP SCREW |  | VI1147A0 | 5X25 STAINLESS STEEL SCREW | | | | | | | | | | | | | | | | | | | | | | | | | | | | | | | | | | | | | |




| COMPONENT | | | SPARE PART | | | | | | | | | | | | | | | | | | | | | | | | | | | | | | | | | | | | | | | | | | | | | | |
|-----------|--|---|------------|---------------------------------------|---|------|-------------|-----|-----|----------|--|-------|----|----------|--|-------|----|----------|----------------------------------|-------|----|----------|------------------------------|-------|----|----------|-------------|-------|----|----------|----------------------------|-------|----|----------|--------------------------------------|-------|----|----------|-------------------|-------|----|----------|------------------------|-------|----|----------|--------------------------------|-------|----|
| Code | Description | Image | Code | Description | Kit components | | | | | | | | | | | | | | | | | | | | | | | | | | | | | | | | | | | | | | | | | | | | |
| VI1996A | M5x35 SCREW |  | VI1996A0 | M5x35 SCREW | | | | | | | | | | | | | | | | | | | | | | | | | | | | | | | | | | | | | | | | | | | | | |
| VM2261B | MM -M DOOR RIGHT LOWER CAP |  | KVM2261B | MIND.MAPS -M DOOR RIGHT LOWER CAP KIT | <table border="1"> <thead> <tr> <th>Code</th> <th>Description</th> <th>Qty</th> <th>UOM</th> </tr> </thead> <tbody> <tr> <td>RC1200A0</td> <td>ED=4 WIRE D=0.5 H24 COMPRESSION SPRING</td> <td>2.000</td> <td>PC</td> </tr> <tr> <td>VE1030A1</td> <td>MAGNET FOR DOOR MICROSWITCH H D=22.9mm</td> <td>1.000</td> <td>PC</td> </tr> <tr> <td>VI1220A1</td> <td>4,2x12 TCB SELF-TAPPING SCREW</td> <td>1.000</td> <td>PC</td> </tr> <tr> <td>VI1930A1</td> <td>5x20 ST. STEEL CHIP SCREW</td> <td>4.000</td> <td>PC</td> </tr> <tr> <td>VI1996A0</td> <td>M5x35 SCREW</td> <td>4.000</td> <td>PC</td> </tr> <tr> <td>VM2261B0</td> <td>MM -M DOOR RIGHT LOWER CAP</td> <td>1.000</td> <td>PC</td> </tr> <tr> <td>VM2267A0</td> <td>INTERNAL GLASS LOCKING SYSTEM SLIDER</td> <td>1.000</td> <td>PC</td> </tr> <tr> <td>VM2268A0</td> <td>DOOR MAGNET COVER</td> <td>1.000</td> <td>PC</td> </tr> <tr> <td>VM2269B0</td> <td>INNER GLASS FIXING CAP</td> <td>1.000</td> <td>PC</td> </tr> <tr> <td>VM2305A0</td> <td>MM SERIES DOOR CAP FIXING PAWL</td> <td>4.000</td> <td>PC</td> </tr> </tbody> </table> | Code | Description | Qty | UOM | RC1200A0 | ED=4 WIRE D=0.5 H24 COMPRESSION SPRING | 2.000 | PC | VE1030A1 | MAGNET FOR DOOR MICROSWITCH H D=22.9mm | 1.000 | PC | VI1220A1 | 4,2x12 TCB SELF-TAPPING SCREW | 1.000 | PC | VI1930A1 | 5x20 ST. STEEL CHIP SCREW | 4.000 | PC | VI1996A0 | M5x35 SCREW | 4.000 | PC | VM2261B0 | MM -M DOOR RIGHT LOWER CAP | 1.000 | PC | VM2267A0 | INTERNAL GLASS LOCKING SYSTEM SLIDER | 1.000 | PC | VM2268A0 | DOOR MAGNET COVER | 1.000 | PC | VM2269B0 | INNER GLASS FIXING CAP | 1.000 | PC | VM2305A0 | MM SERIES DOOR CAP FIXING PAWL | 4.000 | PC |
| Code | Description | Qty | UOM | | | | | | | | | | | | | | | | | | | | | | | | | | | | | | | | | | | | | | | | | | | | | | |
| RC1200A0 | ED=4 WIRE D=0.5 H24 COMPRESSION SPRING | 2.000 | PC | | | | | | | | | | | | | | | | | | | | | | | | | | | | | | | | | | | | | | | | | | | | | | |
| VE1030A1 | MAGNET FOR DOOR MICROSWITCH H D=22.9mm | 1.000 | PC | | | | | | | | | | | | | | | | | | | | | | | | | | | | | | | | | | | | | | | | | | | | | | |
| VI1220A1 | 4,2x12 TCB SELF-TAPPING SCREW | 1.000 | PC | | | | | | | | | | | | | | | | | | | | | | | | | | | | | | | | | | | | | | | | | | | | | | |
| VI1930A1 | 5x20 ST. STEEL CHIP SCREW | 4.000 | PC | | | | | | | | | | | | | | | | | | | | | | | | | | | | | | | | | | | | | | | | | | | | | | |
| VI1996A0 | M5x35 SCREW | 4.000 | PC | | | | | | | | | | | | | | | | | | | | | | | | | | | | | | | | | | | | | | | | | | | | | | |
| VM2261B0 | MM -M DOOR RIGHT LOWER CAP | 1.000 | PC | | | | | | | | | | | | | | | | | | | | | | | | | | | | | | | | | | | | | | | | | | | | | | |
| VM2267A0 | INTERNAL GLASS LOCKING SYSTEM SLIDER | 1.000 | PC | | | | | | | | | | | | | | | | | | | | | | | | | | | | | | | | | | | | | | | | | | | | | | |
| VM2268A0 | DOOR MAGNET COVER | 1.000 | PC | | | | | | | | | | | | | | | | | | | | | | | | | | | | | | | | | | | | | | | | | | | | | | |
| VM2269B0 | INNER GLASS FIXING CAP | 1.000 | PC | | | | | | | | | | | | | | | | | | | | | | | | | | | | | | | | | | | | | | | | | | | | | | |
| VM2305A0 | MM SERIES DOOR CAP FIXING PAWL | 4.000 | PC | | | | | | | | | | | | | | | | | | | | | | | | | | | | | | | | | | | | | | | | | | | | | | |
| VM2267A | INTERNAL GLASS LOCKING SYSTEM SLIDER |  | KVM2386B | MM -M LEFT DOOR LEFT LOWER CAP KIT | <table border="1"> <thead> <tr> <th>Code</th> <th>Description</th> <th>Qty</th> <th>UOM</th> </tr> </thead> <tbody> <tr> <td>RC1200A0</td> <td>ED=4 WIRE D=0.5 H24 COMPRESSION SPRING</td> <td>2.000</td> <td>PC</td> </tr> <tr> <td>VE1030A1</td> <td>MAGNET FOR DOOR MICROSWITCH H D=22.9mm</td> <td>1.000</td> <td>PC</td> </tr> <tr> <td>VI1220A1</td> <td>4,2x12 TCB SELF-TAPPING SCREW</td> <td>1.000</td> <td>PC</td> </tr> </tbody> </table> | Code | Description | Qty | UOM | RC1200A0 | ED=4 WIRE D=0.5 H24 COMPRESSION SPRING | 2.000 | PC | VE1030A1 | MAGNET FOR DOOR MICROSWITCH H D=22.9mm | 1.000 | PC | VI1220A1 | 4,2x12 TCB SELF-TAPPING SCREW | 1.000 | PC | | | | | | | | | | | | | | | | | | | | | | | | | | | | |
| Code | Description | Qty | UOM | | | | | | | | | | | | | | | | | | | | | | | | | | | | | | | | | | | | | | | | | | | | | | |
| RC1200A0 | ED=4 WIRE D=0.5 H24 COMPRESSION SPRING | 2.000 | PC | | | | | | | | | | | | | | | | | | | | | | | | | | | | | | | | | | | | | | | | | | | | | | |
| VE1030A1 | MAGNET FOR DOOR MICROSWITCH H D=22.9mm | 1.000 | PC | | | | | | | | | | | | | | | | | | | | | | | | | | | | | | | | | | | | | | | | | | | | | | |
| VI1220A1 | 4,2x12 TCB SELF-TAPPING SCREW | 1.000 | PC | | | | | | | | | | | | | | | | | | | | | | | | | | | | | | | | | | | | | | | | | | | | | | |



| COMPONENT | | | SPARE PART | | | | | | | | | | | | | | | | | | | | | | | | | | | | | | | | | | | | | | | | | | | |
|-----------|--|---|------------|--------------------------------------|---|------|-------------|--|-------|----------|---------------------------------|--|-------|----------|-------------|--------------------------------------|-------|----------|--|---------------------------------|-------|----------|-------------------------|-------------|-------|----------|---------------------------|--|-------|----------|--------------------------------------|-------------------------|-------|----------|---|---------------------------|-------|----|----------|--------------------------------------|-------|----|----------|-----------------------------------|-------|----|
| Code | Description | Image | Code | Description | Kit components | | | | | | | | | | | | | | | | | | | | | | | | | | | | | | | | | | | | | | | | | |
| VM2267A | INTERNAL GLASS LOCKING SYSTEM SLIDER |  | KVM2386B | MM -M LEFT DOOR LEFT LOWER CAP KI | <table border="1"> <thead> <tr> <th>Code</th> <th>Description</th> <th>Qty</th> <th>UOM</th> </tr> </thead> <tbody> <tr> <td>VI1930A1</td> <td>5x20 ST. STEEL CHIP SCREW</td> <td>4.000</td> <td>PC</td> </tr> <tr> <td>VI1996A0</td> <td>M5x35 SCREW</td> <td>4.000</td> <td>PC</td> </tr> <tr> <td>VM2267A0</td> <td>INTERNAL GLASS LOCKING SYSTEM SLIDER</td> <td>1.000</td> <td>PC</td> </tr> <tr> <td>VM2268A0</td> <td>DOOR MAGNET COVER</td> <td>1.000</td> <td>PC</td> </tr> <tr> <td>VM2269B0</td> <td>INNER GLASS FIXING CAP</td> <td>1.000</td> <td>PC</td> </tr> <tr> <td>VM2305A0</td> <td>MM SERIES DOOR CAP FIXING PAWL</td> <td>4.000</td> <td>PC</td> </tr> <tr> <td>VM2386B0</td> <td>MM -M LEFT DOOR LEFT LOWER CAP KI</td> <td>1.000</td> <td>PC</td> </tr> </tbody> </table> | Code | Description | Qty | UOM | VI1930A1 | 5x20 ST. STEEL CHIP SCREW | 4.000 | PC | VI1996A0 | M5x35 SCREW | 4.000 | PC | VM2267A0 | INTERNAL GLASS LOCKING SYSTEM SLIDER | 1.000 | PC | VM2268A0 | DOOR MAGNET COVER | 1.000 | PC | VM2269B0 | INNER GLASS FIXING CAP | 1.000 | PC | VM2305A0 | MM SERIES DOOR CAP FIXING PAWL | 4.000 | PC | VM2386B0 | MM -M LEFT DOOR LEFT LOWER CAP KI | 1.000 | PC | | | | | | | | | |
| | | | Code | Description | Qty | UOM | | | | | | | | | | | | | | | | | | | | | | | | | | | | | | | | | | | | | | | | |
| VI1930A1 | 5x20 ST. STEEL CHIP SCREW | 4.000 | PC | | | | | | | | | | | | | | | | | | | | | | | | | | | | | | | | | | | | | | | | | | | |
| VI1996A0 | M5x35 SCREW | 4.000 | PC | | | | | | | | | | | | | | | | | | | | | | | | | | | | | | | | | | | | | | | | | | | |
| VM2267A0 | INTERNAL GLASS LOCKING SYSTEM SLIDER | 1.000 | PC | | | | | | | | | | | | | | | | | | | | | | | | | | | | | | | | | | | | | | | | | | | |
| VM2268A0 | DOOR MAGNET COVER | 1.000 | PC | | | | | | | | | | | | | | | | | | | | | | | | | | | | | | | | | | | | | | | | | | | |
| VM2269B0 | INNER GLASS FIXING CAP | 1.000 | PC | | | | | | | | | | | | | | | | | | | | | | | | | | | | | | | | | | | | | | | | | | | |
| VM2305A0 | MM SERIES DOOR CAP FIXING PAWL | 4.000 | PC | | | | | | | | | | | | | | | | | | | | | | | | | | | | | | | | | | | | | | | | | | | |
| VM2386B0 | MM -M LEFT DOOR LEFT LOWER CAP KI | 1.000 | PC | | | | | | | | | | | | | | | | | | | | | | | | | | | | | | | | | | | | | | | | | | | |
| KVM2385B | MM -M LEFT DOOR LEFT UPPER CAP KI | <table border="1"> <thead> <tr> <th>Code</th> <th>Description</th> <th>Qty</th> <th>UOM</th> </tr> </thead> <tbody> <tr> <td>RC1200A0</td> <td>ED=4 WIRE D=0.5 H24 COMPRESSIO N SPRING</td> <td>2.000</td> <td>PC</td> </tr> <tr> <td>VE1030A1</td> <td>MAGNET FOR DOOR MICROSWITC H D=22,9mm</td> <td>1.000</td> <td>PC</td> </tr> <tr> <td>VI1220A1</td> <td>4,2x12 TCB SELF-TAPPIN G SCREW</td> <td>1.000</td> <td>PC</td> </tr> <tr> <td>VI1930A1</td> <td>5x20 ST. STEEL CHIP SCREW</td> <td>4.000</td> <td>PC</td> </tr> <tr> <td>VI1996A0</td> <td>M5x35 SCREW</td> <td>4.000</td> <td>PC</td> </tr> <tr> <td>VM2267A0</td> <td>INTERNAL GLASS LOCKING SYSTEM SLIDER</td> <td>1.000</td> <td>PC</td> </tr> <tr> <td>VM2268A0</td> <td>DOOR MAGNET COVER</td> <td>1.000</td> <td>PC</td> </tr> <tr> <td>VM2269B0</td> <td>INNER GLASS FIXING CAP</td> <td>1.000</td> <td>PC</td> </tr> <tr> <td>VM2305A0</td> <td>MM SERIES DOOR CAP FIXING PAWL</td> <td>4.000</td> <td>PC</td> </tr> <tr> <td>VM2385B0</td> <td>MM LEFT DOOR UPPER LEFT CAP</td> <td>1.000</td> <td>PC</td> </tr> </tbody> </table> | Code | Description | Qty | UOM | RC1200A0 | ED=4 WIRE D=0.5 H24 COMPRESSIO N SPRING | 2.000 | PC | VE1030A1 | MAGNET FOR DOOR MICROSWITC H D=22,9mm | 1.000 | PC | VI1220A1 | 4,2x12 TCB SELF-TAPPIN G SCREW | 1.000 | PC | VI1930A1 | 5x20 ST. STEEL CHIP SCREW | 4.000 | PC | VI1996A0 | M5x35 SCREW | 4.000 | PC | VM2267A0 | INTERNAL GLASS LOCKING SYSTEM SLIDER | 1.000 | PC | VM2268A0 | DOOR MAGNET COVER | 1.000 | PC | VM2269B0 | INNER GLASS FIXING CAP | 1.000 | PC | VM2305A0 | MM SERIES DOOR CAP FIXING PAWL | 4.000 | PC | VM2385B0 | MM LEFT DOOR UPPER LEFT CAP | 1.000 | PC |
| Code | Description | Qty | UOM | | | | | | | | | | | | | | | | | | | | | | | | | | | | | | | | | | | | | | | | | | | |
| RC1200A0 | ED=4 WIRE D=0.5 H24 COMPRESSIO N SPRING | 2.000 | PC | | | | | | | | | | | | | | | | | | | | | | | | | | | | | | | | | | | | | | | | | | | |
| VE1030A1 | MAGNET FOR DOOR MICROSWITC H D=22,9mm | 1.000 | PC | | | | | | | | | | | | | | | | | | | | | | | | | | | | | | | | | | | | | | | | | | | |
| VI1220A1 | 4,2x12 TCB SELF-TAPPIN G SCREW | 1.000 | PC | | | | | | | | | | | | | | | | | | | | | | | | | | | | | | | | | | | | | | | | | | | |
| VI1930A1 | 5x20 ST. STEEL CHIP SCREW | 4.000 | PC | | | | | | | | | | | | | | | | | | | | | | | | | | | | | | | | | | | | | | | | | | | |
| VI1996A0 | M5x35 SCREW | 4.000 | PC | | | | | | | | | | | | | | | | | | | | | | | | | | | | | | | | | | | | | | | | | | | |
| VM2267A0 | INTERNAL GLASS LOCKING SYSTEM SLIDER | 1.000 | PC | | | | | | | | | | | | | | | | | | | | | | | | | | | | | | | | | | | | | | | | | | | |
| VM2268A0 | DOOR MAGNET COVER | 1.000 | PC | | | | | | | | | | | | | | | | | | | | | | | | | | | | | | | | | | | | | | | | | | | |
| VM2269B0 | INNER GLASS FIXING CAP | 1.000 | PC | | | | | | | | | | | | | | | | | | | | | | | | | | | | | | | | | | | | | | | | | | | |
| VM2305A0 | MM SERIES DOOR CAP FIXING PAWL | 4.000 | PC | | | | | | | | | | | | | | | | | | | | | | | | | | | | | | | | | | | | | | | | | | | |
| VM2385B0 | MM LEFT DOOR UPPER LEFT CAP | 1.000 | PC | | | | | | | | | | | | | | | | | | | | | | | | | | | | | | | | | | | | | | | | | | | |





| COMPONENT | | | SPARE PART | | | | | | | | | | | | | | | | | | | | | | | | | | | | | | | | | | | | | | | | | | | | | | | | | | | | | | | | | | | | | | | | | | | | | | | | | | | | | |
|-----------|--|---|------------|---|--|------|-------------|--|-------|----------|--|--|-------|----------|--|--------------------------------------|-------|----------|--------------------------------------|---------------------------------|-------|----------|---------------------------------|-------------|-------|----------|-------------|----------------------------------|-------|----------|----------------------------------|-------|----|----------|--|-------|----|----------|-------------------------|-------|----|----------|---------------------------|-------|----|----------|--------------------------------------|-------|----|----------|---|---|------|-------------|-----|-----|----------|--|-------|----|----------|--|-------|----|----------|--------------------------------------|-------|----|----------|---------------------------------|-------|----|----------|-------------|-------|----|----------|----------------------------------|-------|----|
| Code | Description | Image | Code | Description | Kit components | | | | | | | | | | | | | | | | | | | | | | | | | | | | | | | | | | | | | | | | | | | | | | | | | | | | | | | | | | | | | | | | | | | | | | | | | | | |
| VM2267A | INTERNAL GLASS LOCKING SYSTEM SLIDER |  | KVM2262B | MIND.MAPS -M DOOR RIGHT UPPER CAP KIT | <table border="1"> <thead> <tr> <th>Code</th> <th>Description</th> <th>Qty</th> <th>UOM</th> </tr> </thead> <tbody> <tr> <td>RC1200A0</td> <td>ED=4 WIRE D=0.5 H24 COMPRESSIO N SPRING</td> <td>2.000</td> <td>PC</td> </tr> <tr> <td>VE1030A1</td> <td>MAGNET FOR DOOR MICROSWITC H D=22.9mm</td> <td>1.000</td> <td>PC</td> </tr> <tr> <td>VI1220A1</td> <td>4,2x12 TCB SELF-TAPPIN G SCREW</td> <td>1.000</td> <td>PC</td> </tr> <tr> <td>VI1930A1</td> <td>5x20 ST. STEEL CHIP SCREW</td> <td>4.000</td> <td>PC</td> </tr> <tr> <td>VI1996A0</td> <td>M5x35 SCREW</td> <td>4.000</td> <td>PC</td> </tr> <tr> <td>VM2262B0</td> <td>MM -M DOOR RIGHT UPPER CAP</td> <td>1.000</td> <td>PC</td> </tr> <tr> <td>VM2267A0</td> <td>INTERNAL GLASS LOCKING SYSTEM SLIDER</td> <td>1.000</td> <td>PC</td> </tr> <tr> <td>VM2268A0</td> <td>DOOR MAGNET COVER</td> <td>1.000</td> <td>PC</td> </tr> <tr> <td>VM2269B0</td> <td>INNER GLASS FIXING CAP</td> <td>1.000</td> <td>PC</td> </tr> <tr> <td>VM2305A0</td> <td>MM SERIES DOOR CAP FIXING PAWL</td> <td>4.000</td> <td>PC</td> </tr> </tbody> </table> | Code | Description | Qty | UOM | RC1200A0 | ED=4 WIRE D=0.5 H24 COMPRESSIO N SPRING | 2.000 | PC | VE1030A1 | MAGNET FOR DOOR MICROSWITC H D=22.9mm | 1.000 | PC | VI1220A1 | 4,2x12 TCB SELF-TAPPIN G SCREW | 1.000 | PC | VI1930A1 | 5x20 ST. STEEL CHIP SCREW | 4.000 | PC | VI1996A0 | M5x35 SCREW | 4.000 | PC | VM2262B0 | MM -M DOOR RIGHT UPPER CAP | 1.000 | PC | VM2267A0 | INTERNAL GLASS LOCKING SYSTEM SLIDER | 1.000 | PC | VM2268A0 | DOOR MAGNET COVER | 1.000 | PC | VM2269B0 | INNER GLASS FIXING CAP | 1.000 | PC | VM2305A0 | MM SERIES DOOR CAP FIXING PAWL | 4.000 | PC | KVM2261B | MIND.MAPS -M DOOR RIGHT LOWER CAP KIT | <table border="1"> <thead> <tr> <th>Code</th> <th>Description</th> <th>Qty</th> <th>UOM</th> </tr> </thead> <tbody> <tr> <td>RC1200A0</td> <td>ED=4 WIRE D=0.5 H24 COMPRESSIO N SPRING</td> <td>2.000</td> <td>PC</td> </tr> <tr> <td>VE1030A1</td> <td>MAGNET FOR DOOR MICROSWITC H D=22.9mm</td> <td>1.000</td> <td>PC</td> </tr> <tr> <td>VI1220A1</td> <td>4,2x12 TCB SELF-TAPPIN G SCREW</td> <td>1.000</td> <td>PC</td> </tr> <tr> <td>VI1930A1</td> <td>5x20 ST. STEEL CHIP SCREW</td> <td>4.000</td> <td>PC</td> </tr> <tr> <td>VI1996A0</td> <td>M5x35 SCREW</td> <td>4.000</td> <td>PC</td> </tr> <tr> <td>VM2261B0</td> <td>MM -M DOOR RIGHT LOWER CAP</td> <td>1.000</td> <td>PC</td> </tr> </tbody> </table> | Code | Description | Qty | UOM | RC1200A0 | ED=4 WIRE D=0.5 H24 COMPRESSIO N SPRING | 2.000 | PC | VE1030A1 | MAGNET FOR DOOR MICROSWITC H D=22.9mm | 1.000 | PC | VI1220A1 | 4,2x12 TCB SELF-TAPPIN G SCREW | 1.000 | PC | VI1930A1 | 5x20 ST. STEEL CHIP SCREW | 4.000 | PC | VI1996A0 | M5x35 SCREW | 4.000 | PC | VM2261B0 | MM -M DOOR RIGHT LOWER CAP | 1.000 | PC |
| | | | Code | Description | Qty | UOM | | | | | | | | | | | | | | | | | | | | | | | | | | | | | | | | | | | | | | | | | | | | | | | | | | | | | | | | | | | | | | | | | | | | | | | | | | |
| RC1200A0 | ED=4 WIRE D=0.5 H24 COMPRESSIO N SPRING | 2.000 | PC | | | | | | | | | | | | | | | | | | | | | | | | | | | | | | | | | | | | | | | | | | | | | | | | | | | | | | | | | | | | | | | | | | | | | | | | | | | | | |
| VE1030A1 | MAGNET FOR DOOR MICROSWITC H D=22.9mm | 1.000 | PC | | | | | | | | | | | | | | | | | | | | | | | | | | | | | | | | | | | | | | | | | | | | | | | | | | | | | | | | | | | | | | | | | | | | | | | | | | | | | |
| VI1220A1 | 4,2x12 TCB SELF-TAPPIN G SCREW | 1.000 | PC | | | | | | | | | | | | | | | | | | | | | | | | | | | | | | | | | | | | | | | | | | | | | | | | | | | | | | | | | | | | | | | | | | | | | | | | | | | | | |
| VI1930A1 | 5x20 ST. STEEL CHIP SCREW | 4.000 | PC | | | | | | | | | | | | | | | | | | | | | | | | | | | | | | | | | | | | | | | | | | | | | | | | | | | | | | | | | | | | | | | | | | | | | | | | | | | | | |
| VI1996A0 | M5x35 SCREW | 4.000 | PC | | | | | | | | | | | | | | | | | | | | | | | | | | | | | | | | | | | | | | | | | | | | | | | | | | | | | | | | | | | | | | | | | | | | | | | | | | | | | |
| VM2262B0 | MM -M DOOR RIGHT UPPER CAP | 1.000 | PC | | | | | | | | | | | | | | | | | | | | | | | | | | | | | | | | | | | | | | | | | | | | | | | | | | | | | | | | | | | | | | | | | | | | | | | | | | | | | |
| VM2267A0 | INTERNAL GLASS LOCKING SYSTEM SLIDER | 1.000 | PC | | | | | | | | | | | | | | | | | | | | | | | | | | | | | | | | | | | | | | | | | | | | | | | | | | | | | | | | | | | | | | | | | | | | | | | | | | | | | |
| VM2268A0 | DOOR MAGNET COVER | 1.000 | PC | | | | | | | | | | | | | | | | | | | | | | | | | | | | | | | | | | | | | | | | | | | | | | | | | | | | | | | | | | | | | | | | | | | | | | | | | | | | | |
| VM2269B0 | INNER GLASS FIXING CAP | 1.000 | PC | | | | | | | | | | | | | | | | | | | | | | | | | | | | | | | | | | | | | | | | | | | | | | | | | | | | | | | | | | | | | | | | | | | | | | | | | | | | | |
| VM2305A0 | MM SERIES DOOR CAP FIXING PAWL | 4.000 | PC | | | | | | | | | | | | | | | | | | | | | | | | | | | | | | | | | | | | | | | | | | | | | | | | | | | | | | | | | | | | | | | | | | | | | | | | | | | | | |
| KVM2261B | MIND.MAPS -M DOOR RIGHT LOWER CAP KIT | <table border="1"> <thead> <tr> <th>Code</th> <th>Description</th> <th>Qty</th> <th>UOM</th> </tr> </thead> <tbody> <tr> <td>RC1200A0</td> <td>ED=4 WIRE D=0.5 H24 COMPRESSIO N SPRING</td> <td>2.000</td> <td>PC</td> </tr> <tr> <td>VE1030A1</td> <td>MAGNET FOR DOOR MICROSWITC H D=22.9mm</td> <td>1.000</td> <td>PC</td> </tr> <tr> <td>VI1220A1</td> <td>4,2x12 TCB SELF-TAPPIN G SCREW</td> <td>1.000</td> <td>PC</td> </tr> <tr> <td>VI1930A1</td> <td>5x20 ST. STEEL CHIP SCREW</td> <td>4.000</td> <td>PC</td> </tr> <tr> <td>VI1996A0</td> <td>M5x35 SCREW</td> <td>4.000</td> <td>PC</td> </tr> <tr> <td>VM2261B0</td> <td>MM -M DOOR RIGHT LOWER CAP</td> <td>1.000</td> <td>PC</td> </tr> </tbody> </table> | Code | Description | Qty | UOM | RC1200A0 | ED=4 WIRE D=0.5 H24 COMPRESSIO N SPRING | 2.000 | PC | VE1030A1 | MAGNET FOR DOOR MICROSWITC H D=22.9mm | 1.000 | PC | VI1220A1 | 4,2x12 TCB SELF-TAPPIN G SCREW | 1.000 | PC | VI1930A1 | 5x20 ST. STEEL CHIP SCREW | 4.000 | PC | VI1996A0 | M5x35 SCREW | 4.000 | PC | VM2261B0 | MM -M DOOR RIGHT LOWER CAP | 1.000 | PC | | | | | | | | | | | | | | | | | | | | | | | | | | | | | | | | | | | | | | | | | | | | | | | | | | |
| Code | Description | Qty | UOM | | | | | | | | | | | | | | | | | | | | | | | | | | | | | | | | | | | | | | | | | | | | | | | | | | | | | | | | | | | | | | | | | | | | | | | | | | | | | |
| RC1200A0 | ED=4 WIRE D=0.5 H24 COMPRESSIO N SPRING | 2.000 | PC | | | | | | | | | | | | | | | | | | | | | | | | | | | | | | | | | | | | | | | | | | | | | | | | | | | | | | | | | | | | | | | | | | | | | | | | | | | | | |
| VE1030A1 | MAGNET FOR DOOR MICROSWITC H D=22.9mm | 1.000 | PC | | | | | | | | | | | | | | | | | | | | | | | | | | | | | | | | | | | | | | | | | | | | | | | | | | | | | | | | | | | | | | | | | | | | | | | | | | | | | |
| VI1220A1 | 4,2x12 TCB SELF-TAPPIN G SCREW | 1.000 | PC | | | | | | | | | | | | | | | | | | | | | | | | | | | | | | | | | | | | | | | | | | | | | | | | | | | | | | | | | | | | | | | | | | | | | | | | | | | | | |
| VI1930A1 | 5x20 ST. STEEL CHIP SCREW | 4.000 | PC | | | | | | | | | | | | | | | | | | | | | | | | | | | | | | | | | | | | | | | | | | | | | | | | | | | | | | | | | | | | | | | | | | | | | | | | | | | | | |
| VI1996A0 | M5x35 SCREW | 4.000 | PC | | | | | | | | | | | | | | | | | | | | | | | | | | | | | | | | | | | | | | | | | | | | | | | | | | | | | | | | | | | | | | | | | | | | | | | | | | | | | |
| VM2261B0 | MM -M DOOR RIGHT LOWER CAP | 1.000 | PC | | | | | | | | | | | | | | | | | | | | | | | | | | | | | | | | | | | | | | | | | | | | | | | | | | | | | | | | | | | | | | | | | | | | | | | | | | | | | |

| COMPONENT | | | SPARE PART | | | | | | | | | | | | | | | | | | | | | | |
|-----------|--------------------------------------|---|------------|---------------------------------------|--|------|-------------|-----|-----|----------|--------------------------------------|--------|----|----------|-------------------|-------|----|----------|------------------------|-------|----|----------|--------------------------------|-------|----|
| Code | Description | Image | Code | Description | Kit components | | | | | | | | | | | | | | | | | | | | |
| VM2267A | INTERNAL GLASS LOCKING SYSTEM SLIDER |  | KVM2261B | MIND.MAPS -M DOOR RIGHT LOWER CAP KIT | <table border="1"> <thead> <tr> <th>Code</th> <th>Description</th> <th>Qty</th> <th>UOM</th> </tr> </thead> <tbody> <tr> <td>VM2267A0</td> <td>INTERNAL GLASS LOCKING SYSTEM SLIDER</td> <td>1.000</td> <td>PC</td> </tr> <tr> <td>VM2268A0</td> <td>DOOR MAGNET COVER</td> <td>1.000</td> <td>PC</td> </tr> <tr> <td>VM2269B0</td> <td>INNER GLASS FIXING CAP</td> <td>1.000</td> <td>PC</td> </tr> <tr> <td>VM2305A0</td> <td>MM SERIES DOOR CAP FIXING PAWL</td> <td>4.000</td> <td>PC</td> </tr> </tbody> </table> | Code | Description | Qty | UOM | VM2267A0 | INTERNAL GLASS LOCKING SYSTEM SLIDER | 1.000 | PC | VM2268A0 | DOOR MAGNET COVER | 1.000 | PC | VM2269B0 | INNER GLASS FIXING CAP | 1.000 | PC | VM2305A0 | MM SERIES DOOR CAP FIXING PAWL | 4.000 | PC |
| Code | Description | Qty | UOM | | | | | | | | | | | | | | | | | | | | | | |
| VM2267A0 | INTERNAL GLASS LOCKING SYSTEM SLIDER | 1.000 | PC | | | | | | | | | | | | | | | | | | | | | | |
| VM2268A0 | DOOR MAGNET COVER | 1.000 | PC | | | | | | | | | | | | | | | | | | | | | | |
| VM2269B0 | INNER GLASS FIXING CAP | 1.000 | PC | | | | | | | | | | | | | | | | | | | | | | |
| VM2305A0 | MM SERIES DOOR CAP FIXING PAWL | 4.000 | PC | | | | | | | | | | | | | | | | | | | | | | |
| VM2268A | DOOR MAGNET COVER |  | KVM2268A | DOOR MAGNET COVER KIT | <table border="1"> <thead> <tr> <th>Code</th> <th>Description</th> <th>Qty</th> <th>UOM</th> </tr> </thead> <tbody> <tr> <td>VM2268A0</td> <td>DOOR MAGNET COVER</td> <td>1.000</td> <td>PC</td> </tr> </tbody> </table> | Code | Description | Qty | UOM | VM2268A0 | DOOR MAGNET COVER | 1.000 | PC | | | | | | | | | | | | |
| Code | Description | Qty | UOM | | | | | | | | | | | | | | | | | | | | | | |
| VM2268A0 | DOOR MAGNET COVER | 1.000 | PC | | | | | | | | | | | | | | | | | | | | | | |
| VM2269B | INNER GLASS FIXING CAP |  | KVM2269B | INNER GLASS FIXING CAP KIT -M | <table border="1"> <thead> <tr> <th>Code</th> <th>Description</th> <th>Qty</th> <th>UOM</th> </tr> </thead> <tbody> <tr> <td>VM2269B0</td> <td>INNER GLASS FIXING CAP</td> <td>2.000</td> <td>PC</td> </tr> </tbody> </table> | Code | Description | Qty | UOM | VM2269B0 | INNER GLASS FIXING CAP | 2.000 | PC | | | | | | | | | | | | |
| Code | Description | Qty | UOM | | | | | | | | | | | | | | | | | | | | | | |
| VM2269B0 | INNER GLASS FIXING CAP | 2.000 | PC | | | | | | | | | | | | | | | | | | | | | | |
| VM2305A | MM SERIES DOOR CAP FIXING PAWL |  | KVM2305A | MM FIXING DOOR THUB SCREWS 10 PCS KIT | <table border="1"> <thead> <tr> <th>Code</th> <th>Description</th> <th>Qty</th> <th>UOM</th> </tr> </thead> <tbody> <tr> <td>VM2305A0</td> <td>MM SERIES DOOR CAP FIXING PAWL</td> <td>10.000</td> <td>PC</td> </tr> </tbody> </table> | Code | Description | Qty | UOM | VM2305A0 | MM SERIES DOOR CAP FIXING PAWL | 10.000 | PC | | | | | | | | | | | | |
| Code | Description | Qty | UOM | | | | | | | | | | | | | | | | | | | | | | |
| VM2305A0 | MM SERIES DOOR CAP FIXING PAWL | 10.000 | PC | | | | | | | | | | | | | | | | | | | | | | |
| VI1074A | 4X16 SCREW FOR PLASTIC |  | VI1074A0 | 4X16 SCREW FOR PLASTIC | | | | | | | | | | | | | | | | | | | | | |




| COMPONENT | | | SPARE PART | | | | | | | | | | | | | | | | | | | | | | | | | | | | | | | | | | |
|-----------|---------------------------------------|---|------------|------------------------------------|---|------|-------------|-----|-----|----------|------------------------------|-------|----|----------|---------------------------|-------|----|----------|-------------|-------|----|----------|-------------------|-------|----|----------|----------------|-------|----|----------|--------------------------------|-------|----|----------|---------------------------------------|-------|----|
| Code | Description | Image | Code | Description | Kit components | | | | | | | | | | | | | | | | | | | | | | | | | | | | | | | | |
| VI1930A | 5x20 ST. STEEL CHIP SCREW |  | VI1147A0 | 5X25 STAINLESS STEEL SCREW | | | | | | | | | | | | | | | | | | | | | | | | | | | | | | | | | |
| VI1996A | M5x35 SCREW |  | VI1996A0 | M5x35 SCREW | | | | | | | | | | | | | | | | | | | | | | | | | | | | | | | | | |
| VM2260B | S6 LEFT UPPER CAP |  | KVM2260B | MM M RIGHT DOOR -LEFT UPPER CAP KI | <table border="1"> <thead> <tr> <th>Code</th> <th>Description</th> <th>Qty</th> <th>UOM</th> </tr> </thead> <tbody> <tr> <td>VI1103A0</td> <td>40X12 TBSP SCREW FOR PLASTIC</td> <td>1.000</td> <td>PC</td> </tr> <tr> <td>VI1930A1</td> <td>5x20 ST. STEEL CHIP SCREW</td> <td>4.000</td> <td>PC</td> </tr> <tr> <td>VI1996A0</td> <td>M5x35 SCREW</td> <td>2.000</td> <td>PC</td> </tr> <tr> <td>VM2260B0</td> <td>S6 LEFT UPPER CAP</td> <td>1.000</td> <td>PC</td> </tr> <tr> <td>VM2275A0</td> <td>SMOOTH BUSHING</td> <td>1.000</td> <td>PC</td> </tr> <tr> <td>VM2305A0</td> <td>MM SERIES DOOR CAP FIXING PAWL</td> <td>3.000</td> <td>PC</td> </tr> <tr> <td>VP1081A0</td> <td>UPPER HINGE CAP FOR UPPER INNER GLASS</td> <td>1.000</td> <td>PC</td> </tr> </tbody> </table> | Code | Description | Qty | UOM | VI1103A0 | 40X12 TBSP SCREW FOR PLASTIC | 1.000 | PC | VI1930A1 | 5x20 ST. STEEL CHIP SCREW | 4.000 | PC | VI1996A0 | M5x35 SCREW | 2.000 | PC | VM2260B0 | S6 LEFT UPPER CAP | 1.000 | PC | VM2275A0 | SMOOTH BUSHING | 1.000 | PC | VM2305A0 | MM SERIES DOOR CAP FIXING PAWL | 3.000 | PC | VP1081A0 | UPPER HINGE CAP FOR UPPER INNER GLASS | 1.000 | PC |
| Code | Description | Qty | UOM | | | | | | | | | | | | | | | | | | | | | | | | | | | | | | | | | | |
| VI1103A0 | 40X12 TBSP SCREW FOR PLASTIC | 1.000 | PC | | | | | | | | | | | | | | | | | | | | | | | | | | | | | | | | | | |
| VI1930A1 | 5x20 ST. STEEL CHIP SCREW | 4.000 | PC | | | | | | | | | | | | | | | | | | | | | | | | | | | | | | | | | | |
| VI1996A0 | M5x35 SCREW | 2.000 | PC | | | | | | | | | | | | | | | | | | | | | | | | | | | | | | | | | | |
| VM2260B0 | S6 LEFT UPPER CAP | 1.000 | PC | | | | | | | | | | | | | | | | | | | | | | | | | | | | | | | | | | |
| VM2275A0 | SMOOTH BUSHING | 1.000 | PC | | | | | | | | | | | | | | | | | | | | | | | | | | | | | | | | | | |
| VM2305A0 | MM SERIES DOOR CAP FIXING PAWL | 3.000 | PC | | | | | | | | | | | | | | | | | | | | | | | | | | | | | | | | | | |
| VP1081A0 | UPPER HINGE CAP FOR UPPER INNER GLASS | 1.000 | PC | | | | | | | | | | | | | | | | | | | | | | | | | | | | | | | | | | |
| VM2275A | SMOOTH BUSHING |  | KVM2275A | SMOOTH PIN BUSHING KIT | <table border="1"> <thead> <tr> <th>Code</th> <th>Description</th> <th>Qty</th> <th>UOM</th> </tr> </thead> <tbody> <tr> <td>VM2275A0</td> <td>SMOOTH BUSHING</td> <td>1.000</td> <td>PC</td> </tr> </tbody> </table> | Code | Description | Qty | UOM | VM2275A0 | SMOOTH BUSHING | 1.000 | PC | | | | | | | | | | | | | | | | | | | | | | | | |
| Code | Description | Qty | UOM | | | | | | | | | | | | | | | | | | | | | | | | | | | | | | | | | | |
| VM2275A0 | SMOOTH BUSHING | 1.000 | PC | | | | | | | | | | | | | | | | | | | | | | | | | | | | | | | | | | |




| COMPONENT | | | SPARE PART | | | | | | | | | | | | | | | | | | | | | | | | | | | | | | | | | | | | | | | | | | | | | | | | | | | | | | | | | | | | | | | | | | |
|-----------|---------------------------------------|---|---------------------------------|--|--|------|-------------|-----|-----|----------|--------------------------------|--------|----|----------|---------------------------|-------|----|----------|-------------|-------|----|----------|-----------------|-------|----|----------|--------------------------------|-------|----|----------|------------------------------|-------|----|----------|---------------------------------------|-------|----|------|-------------|-----|-----|----------|------------------------------|-------|----|----------|---------------------------|-------|----|----------|-------------|-------|----|----------|-------------------|-------|----|----------|----------------|-------|----|----------|--------------------------------|-------|----|----------|---------------------------------------|-------|----|
| Code | Description | Image | Code | Description | Kit components | | | | | | | | | | | | | | | | | | | | | | | | | | | | | | | | | | | | | | | | | | | | | | | | | | | | | | | | | | | | | | | | |
| VM2305A | MM SERIES DOOR CAP FIXING PAWL |  | KVM2305A | MM FIXING DOOR THUB SCREWS 10 PCS KIT | <table border="1"> <thead> <tr> <th>Code</th> <th>Description</th> <th>Qty</th> <th>UOM</th> </tr> </thead> <tbody> <tr> <td>VM2305A0</td> <td>MM SERIES DOOR CAP FIXING PAWL</td> <td>10.000</td> <td>PC</td> </tr> </tbody> </table> | Code | Description | Qty | UOM | VM2305A0 | MM SERIES DOOR CAP FIXING PAWL | 10.000 | PC | | | | | | | | | | | | | | | | | | | | | | | | | | | | | | | | | | | | | | | | | | | | | | | | | | | | | | | | |
| Code | Description | Qty | UOM | | | | | | | | | | | | | | | | | | | | | | | | | | | | | | | | | | | | | | | | | | | | | | | | | | | | | | | | | | | | | | | | | | |
| VM2305A0 | MM SERIES DOOR CAP FIXING PAWL | 10.000 | PC | | | | | | | | | | | | | | | | | | | | | | | | | | | | | | | | | | | | | | | | | | | | | | | | | | | | | | | | | | | | | | | | | | |
| VP1081A | UPPER HINGE CAP FOR UPPER INNER GLASS |  | <p>KVM2384B</p> <p>KVM2260B</p> | <p>MM- M LEFT DOOR RIGHT LOWER CAP KIT</p> <p>MM M RIGHT DOOR -LEFT UPPER CAP KI</p> | <table border="1"> <thead> <tr> <th>Code</th> <th>Description</th> <th>Qty</th> <th>UOM</th> </tr> </thead> <tbody> <tr> <td>VI1074A0</td> <td>4X16 SCREW FOR PLASTIC</td> <td>1.000</td> <td>PC</td> </tr> <tr> <td>VI1930A1</td> <td>5x20 ST. STEEL CHIP SCREW</td> <td>4.000</td> <td>PC</td> </tr> <tr> <td>VI1996A0</td> <td>M5x35 SCREW</td> <td>3.000</td> <td>PC</td> </tr> <tr> <td>VM2274A0</td> <td>GROOVED BUSHING</td> <td>1.000</td> <td>PC</td> </tr> <tr> <td>VM2305A0</td> <td>MM SERIES DOOR CAP FIXING PAWL</td> <td>3.000</td> <td>PC</td> </tr> <tr> <td>VM2384B0</td> <td>MM LEFT DOOR RIGHT LOWER CAP</td> <td>1.000</td> <td>PC</td> </tr> <tr> <td>VP1081A0</td> <td>UPPER HINGE CAP FOR UPPER INNER GLASS</td> <td>1.000</td> <td>PC</td> </tr> </tbody> </table> <table border="1"> <thead> <tr> <th>Code</th> <th>Description</th> <th>Qty</th> <th>UOM</th> </tr> </thead> <tbody> <tr> <td>VI1103A0</td> <td>40X12 TBSP SCREW FOR PLASTIC</td> <td>1.000</td> <td>PC</td> </tr> <tr> <td>VI1930A1</td> <td>5x20 ST. STEEL CHIP SCREW</td> <td>4.000</td> <td>PC</td> </tr> <tr> <td>VI1996A0</td> <td>M5x35 SCREW</td> <td>2.000</td> <td>PC</td> </tr> <tr> <td>VM2260B0</td> <td>S6 LEFT UPPER CAP</td> <td>1.000</td> <td>PC</td> </tr> <tr> <td>VM2275A0</td> <td>SMOOTH BUSHING</td> <td>1.000</td> <td>PC</td> </tr> <tr> <td>VM2305A0</td> <td>MM SERIES DOOR CAP FIXING PAWL</td> <td>3.000</td> <td>PC</td> </tr> <tr> <td>VP1081A0</td> <td>UPPER HINGE CAP FOR UPPER INNER GLASS</td> <td>1.000</td> <td>PC</td> </tr> </tbody> </table> | Code | Description | Qty | UOM | VI1074A0 | 4X16 SCREW FOR PLASTIC | 1.000 | PC | VI1930A1 | 5x20 ST. STEEL CHIP SCREW | 4.000 | PC | VI1996A0 | M5x35 SCREW | 3.000 | PC | VM2274A0 | GROOVED BUSHING | 1.000 | PC | VM2305A0 | MM SERIES DOOR CAP FIXING PAWL | 3.000 | PC | VM2384B0 | MM LEFT DOOR RIGHT LOWER CAP | 1.000 | PC | VP1081A0 | UPPER HINGE CAP FOR UPPER INNER GLASS | 1.000 | PC | Code | Description | Qty | UOM | VI1103A0 | 40X12 TBSP SCREW FOR PLASTIC | 1.000 | PC | VI1930A1 | 5x20 ST. STEEL CHIP SCREW | 4.000 | PC | VI1996A0 | M5x35 SCREW | 2.000 | PC | VM2260B0 | S6 LEFT UPPER CAP | 1.000 | PC | VM2275A0 | SMOOTH BUSHING | 1.000 | PC | VM2305A0 | MM SERIES DOOR CAP FIXING PAWL | 3.000 | PC | VP1081A0 | UPPER HINGE CAP FOR UPPER INNER GLASS | 1.000 | PC |
| Code | Description | Qty | UOM | | | | | | | | | | | | | | | | | | | | | | | | | | | | | | | | | | | | | | | | | | | | | | | | | | | | | | | | | | | | | | | | | | |
| VI1074A0 | 4X16 SCREW FOR PLASTIC | 1.000 | PC | | | | | | | | | | | | | | | | | | | | | | | | | | | | | | | | | | | | | | | | | | | | | | | | | | | | | | | | | | | | | | | | | | |
| VI1930A1 | 5x20 ST. STEEL CHIP SCREW | 4.000 | PC | | | | | | | | | | | | | | | | | | | | | | | | | | | | | | | | | | | | | | | | | | | | | | | | | | | | | | | | | | | | | | | | | | |
| VI1996A0 | M5x35 SCREW | 3.000 | PC | | | | | | | | | | | | | | | | | | | | | | | | | | | | | | | | | | | | | | | | | | | | | | | | | | | | | | | | | | | | | | | | | | |
| VM2274A0 | GROOVED BUSHING | 1.000 | PC | | | | | | | | | | | | | | | | | | | | | | | | | | | | | | | | | | | | | | | | | | | | | | | | | | | | | | | | | | | | | | | | | | |
| VM2305A0 | MM SERIES DOOR CAP FIXING PAWL | 3.000 | PC | | | | | | | | | | | | | | | | | | | | | | | | | | | | | | | | | | | | | | | | | | | | | | | | | | | | | | | | | | | | | | | | | | |
| VM2384B0 | MM LEFT DOOR RIGHT LOWER CAP | 1.000 | PC | | | | | | | | | | | | | | | | | | | | | | | | | | | | | | | | | | | | | | | | | | | | | | | | | | | | | | | | | | | | | | | | | | |
| VP1081A0 | UPPER HINGE CAP FOR UPPER INNER GLASS | 1.000 | PC | | | | | | | | | | | | | | | | | | | | | | | | | | | | | | | | | | | | | | | | | | | | | | | | | | | | | | | | | | | | | | | | | | |
| Code | Description | Qty | UOM | | | | | | | | | | | | | | | | | | | | | | | | | | | | | | | | | | | | | | | | | | | | | | | | | | | | | | | | | | | | | | | | | | |
| VI1103A0 | 40X12 TBSP SCREW FOR PLASTIC | 1.000 | PC | | | | | | | | | | | | | | | | | | | | | | | | | | | | | | | | | | | | | | | | | | | | | | | | | | | | | | | | | | | | | | | | | | |
| VI1930A1 | 5x20 ST. STEEL CHIP SCREW | 4.000 | PC | | | | | | | | | | | | | | | | | | | | | | | | | | | | | | | | | | | | | | | | | | | | | | | | | | | | | | | | | | | | | | | | | | |
| VI1996A0 | M5x35 SCREW | 2.000 | PC | | | | | | | | | | | | | | | | | | | | | | | | | | | | | | | | | | | | | | | | | | | | | | | | | | | | | | | | | | | | | | | | | | |
| VM2260B0 | S6 LEFT UPPER CAP | 1.000 | PC | | | | | | | | | | | | | | | | | | | | | | | | | | | | | | | | | | | | | | | | | | | | | | | | | | | | | | | | | | | | | | | | | | |
| VM2275A0 | SMOOTH BUSHING | 1.000 | PC | | | | | | | | | | | | | | | | | | | | | | | | | | | | | | | | | | | | | | | | | | | | | | | | | | | | | | | | | | | | | | | | | | |
| VM2305A0 | MM SERIES DOOR CAP FIXING PAWL | 3.000 | PC | | | | | | | | | | | | | | | | | | | | | | | | | | | | | | | | | | | | | | | | | | | | | | | | | | | | | | | | | | | | | | | | | | |
| VP1081A0 | UPPER HINGE CAP FOR UPPER INNER GLASS | 1.000 | PC | | | | | | | | | | | | | | | | | | | | | | | | | | | | | | | | | | | | | | | | | | | | | | | | | | | | | | | | | | | | | | | | | | |



| COMPONENT | | | SPARE PART | | | | | | | | | | | | | | | | | | | | | | | | | | | | | | | | | | |
|-----------|---------------------------------------|---|------------|------------------------------------|---|------|-------------|-----|-----|----------|------------------------------|-------|----|----------|---------------------------|-------|----|----------|-------------|-------|----|----------|----------|-------|----|----------|-----------------|-------|----|----------|--------------------------------|-------|----|----------|---------------------------------------|-------|----|
| Code | Description | Image | Code | Description | Kit components | | | | | | | | | | | | | | | | | | | | | | | | | | | | | | | | |
| VI1074A | 4X16 SCREW FOR PLASTIC |  | VI1074A0 | 4X16 SCREW FOR PLASTIC | | | | | | | | | | | | | | | | | | | | | | | | | | | | | | | | | |
| VI1930A | 5x20 ST. STEEL CHIP SCREW |  | VI1147A0 | 5X25 STAINLESS STEEL SCREW | | | | | | | | | | | | | | | | | | | | | | | | | | | | | | | | | |
| VI1996A | M5x35 SCREW |  | VI1996A0 | M5x35 SCREW | | | | | | | | | | | | | | | | | | | | | | | | | | | | | | | | | |
| VM2259B | VM2259B0 |  | KVM2259B | MM -M RIGHT DOOR LEFT LOWER CAP KI | <table border="1"> <thead> <tr> <th>Code</th> <th>Description</th> <th>Qty</th> <th>UOM</th> </tr> </thead> <tbody> <tr> <td>VI1103A0</td> <td>40X12 TBSP SCREW FOR PLASTIC</td> <td>1.000</td> <td>PC</td> </tr> <tr> <td>VI1930A1</td> <td>5x20 ST. STEEL CHIP SCREW</td> <td>4.000</td> <td>PC</td> </tr> <tr> <td>VI1996A0</td> <td>M5x35 SCREW</td> <td>3.000</td> <td>PC</td> </tr> <tr> <td>VM2259B0</td> <td>VM2259B0</td> <td>1.000</td> <td>PC</td> </tr> <tr> <td>VM2274A0</td> <td>GROOVED BUSHING</td> <td>1.000</td> <td>PC</td> </tr> <tr> <td>VM2305A0</td> <td>MM SERIES DOOR CAP FIXING PAWL</td> <td>3.000</td> <td>PC</td> </tr> <tr> <td>VP1080A0</td> <td>UPPER HINGE CAP FOR LOWER INNER GLASS</td> <td>1.000</td> <td>PC</td> </tr> </tbody> </table> | Code | Description | Qty | UOM | VI1103A0 | 40X12 TBSP SCREW FOR PLASTIC | 1.000 | PC | VI1930A1 | 5x20 ST. STEEL CHIP SCREW | 4.000 | PC | VI1996A0 | M5x35 SCREW | 3.000 | PC | VM2259B0 | VM2259B0 | 1.000 | PC | VM2274A0 | GROOVED BUSHING | 1.000 | PC | VM2305A0 | MM SERIES DOOR CAP FIXING PAWL | 3.000 | PC | VP1080A0 | UPPER HINGE CAP FOR LOWER INNER GLASS | 1.000 | PC |
| Code | Description | Qty | UOM | | | | | | | | | | | | | | | | | | | | | | | | | | | | | | | | | | |
| VI1103A0 | 40X12 TBSP SCREW FOR PLASTIC | 1.000 | PC | | | | | | | | | | | | | | | | | | | | | | | | | | | | | | | | | | |
| VI1930A1 | 5x20 ST. STEEL CHIP SCREW | 4.000 | PC | | | | | | | | | | | | | | | | | | | | | | | | | | | | | | | | | | |
| VI1996A0 | M5x35 SCREW | 3.000 | PC | | | | | | | | | | | | | | | | | | | | | | | | | | | | | | | | | | |
| VM2259B0 | VM2259B0 | 1.000 | PC | | | | | | | | | | | | | | | | | | | | | | | | | | | | | | | | | | |
| VM2274A0 | GROOVED BUSHING | 1.000 | PC | | | | | | | | | | | | | | | | | | | | | | | | | | | | | | | | | | |
| VM2305A0 | MM SERIES DOOR CAP FIXING PAWL | 3.000 | PC | | | | | | | | | | | | | | | | | | | | | | | | | | | | | | | | | | |
| VP1080A0 | UPPER HINGE CAP FOR LOWER INNER GLASS | 1.000 | PC | | | | | | | | | | | | | | | | | | | | | | | | | | | | | | | | | | |

| COMPONENT | | | SPARE PART | | | | | | | | | | | | | | | | | | | | | | | | | | | | | | | | | | | | | | | | | | | | | | | | | | | | | | |
|-----------|---|---|------------|--|--|------|-------------|-----|-----|----------|------------------------------|-------|----|----------|---|-------|----|----------|--------------------------------|-------|----|----------|-------------|-------|----|----------|--------------------------|-------|----|----------|------------|-------|----|----------|------------------------------|-------|----|----------|-------------------------|-------|----|----------|--------------------------------------|-------|----|----------|-----------------------------------|-------|----|----------|-----------------|-------|----|----------|--------------------------------|-------|----|
| Code | Description | Image | Code | Description | Kit components | | | | | | | | | | | | | | | | | | | | | | | | | | | | | | | | | | | | | | | | | | | | | | | | | | | | |
| VM2274A | GROOVED BUSHING |  | KVM2274A | GROOVED PIN BUSHING KIT | <table border="1"> <thead> <tr> <th>Code</th> <th>Description</th> <th>Qty</th> <th>UOM</th> </tr> </thead> <tbody> <tr> <td>VM2274A0</td> <td>GROOVED BUSHING</td> <td>1.000</td> <td>PC</td> </tr> </tbody> </table> | Code | Description | Qty | UOM | VM2274A0 | GROOVED BUSHING | 1.000 | PC | | | | | | | | | | | | | | | | | | | | | | | | | | | | | | | | | | | | | | | | | | | | |
| Code | Description | Qty | UOM | | | | | | | | | | | | | | | | | | | | | | | | | | | | | | | | | | | | | | | | | | | | | | | | | | | | | | |
| VM2274A0 | GROOVED BUSHING | 1.000 | PC | | | | | | | | | | | | | | | | | | | | | | | | | | | | | | | | | | | | | | | | | | | | | | | | | | | | | | |
| | | | K0B1126AR | BAKERTOP MM RIGHT DOOR LOWER BEAM KIT | <table border="1"> <thead> <tr> <th>Code</th> <th>Description</th> <th>Qty</th> <th>UOM</th> </tr> </thead> <tbody> <tr> <td>0B1126A1</td> <td>860mm DOOR LOWER FRAME SHAPE</td> <td>1.000</td> <td>PC</td> </tr> <tr> <td>RC1200A0</td> <td>ED=4 WIRE D=0.5 H24 COMPRESSIO N SPRING</td> <td>2.000</td> <td>PC</td> </tr> <tr> <td>VI1220A1</td> <td>4,2x12 TCB SELF-TAPPIN G SCREW</td> <td>1.000</td> <td>PC</td> </tr> <tr> <td>VI1996A0</td> <td>M5x35 SCREW</td> <td>7.000</td> <td>PC</td> </tr> <tr> <td>VM1794A0</td> <td>250x4.8 PA66 BLACK CLAMP</td> <td>2.000</td> <td>PC</td> </tr> <tr> <td>VM2103A0</td> <td>CLAMP LOCK</td> <td>2.000</td> <td>PC</td> </tr> <tr> <td>VM2259A1</td> <td>6 SERIES DOOR LOWER LEFT CAP</td> <td>1.000</td> <td>PC</td> </tr> <tr> <td>VM2261A1</td> <td>MM DOOR LOWER RIGHT CAP</td> <td>1.000</td> <td>PC</td> </tr> <tr> <td>VM2267A0</td> <td>INTERNAL GLASS LOCKING SYSTEM SLIDER</td> <td>1.000</td> <td>PC</td> </tr> <tr> <td>VM2269A0</td> <td>INTERNAL GLASS LOCKING SYSTEM CAP</td> <td>1.000</td> <td>PC</td> </tr> <tr> <td>VM2274A0</td> <td>GROOVED BUSHING</td> <td>1.000</td> <td>PC</td> </tr> <tr> <td>VM2305A0</td> <td>MM SERIES DOOR CAP FIXING PAWL</td> <td>7.000</td> <td>PC</td> </tr> </tbody> </table> | Code | Description | Qty | UOM | 0B1126A1 | 860mm DOOR LOWER FRAME SHAPE | 1.000 | PC | RC1200A0 | ED=4 WIRE D=0.5 H24 COMPRESSIO N SPRING | 2.000 | PC | VI1220A1 | 4,2x12 TCB SELF-TAPPIN G SCREW | 1.000 | PC | VI1996A0 | M5x35 SCREW | 7.000 | PC | VM1794A0 | 250x4.8 PA66 BLACK CLAMP | 2.000 | PC | VM2103A0 | CLAMP LOCK | 2.000 | PC | VM2259A1 | 6 SERIES DOOR LOWER LEFT CAP | 1.000 | PC | VM2261A1 | MM DOOR LOWER RIGHT CAP | 1.000 | PC | VM2267A0 | INTERNAL GLASS LOCKING SYSTEM SLIDER | 1.000 | PC | VM2269A0 | INTERNAL GLASS LOCKING SYSTEM CAP | 1.000 | PC | VM2274A0 | GROOVED BUSHING | 1.000 | PC | VM2305A0 | MM SERIES DOOR CAP FIXING PAWL | 7.000 | PC |
| Code | Description | Qty | UOM | | | | | | | | | | | | | | | | | | | | | | | | | | | | | | | | | | | | | | | | | | | | | | | | | | | | | | |
| 0B1126A1 | 860mm DOOR LOWER FRAME SHAPE | 1.000 | PC | | | | | | | | | | | | | | | | | | | | | | | | | | | | | | | | | | | | | | | | | | | | | | | | | | | | | | |
| RC1200A0 | ED=4 WIRE D=0.5 H24 COMPRESSIO N SPRING | 2.000 | PC | | | | | | | | | | | | | | | | | | | | | | | | | | | | | | | | | | | | | | | | | | | | | | | | | | | | | | |
| VI1220A1 | 4,2x12 TCB SELF-TAPPIN G SCREW | 1.000 | PC | | | | | | | | | | | | | | | | | | | | | | | | | | | | | | | | | | | | | | | | | | | | | | | | | | | | | | |
| VI1996A0 | M5x35 SCREW | 7.000 | PC | | | | | | | | | | | | | | | | | | | | | | | | | | | | | | | | | | | | | | | | | | | | | | | | | | | | | | |
| VM1794A0 | 250x4.8 PA66 BLACK CLAMP | 2.000 | PC | | | | | | | | | | | | | | | | | | | | | | | | | | | | | | | | | | | | | | | | | | | | | | | | | | | | | | |
| VM2103A0 | CLAMP LOCK | 2.000 | PC | | | | | | | | | | | | | | | | | | | | | | | | | | | | | | | | | | | | | | | | | | | | | | | | | | | | | | |
| VM2259A1 | 6 SERIES DOOR LOWER LEFT CAP | 1.000 | PC | | | | | | | | | | | | | | | | | | | | | | | | | | | | | | | | | | | | | | | | | | | | | | | | | | | | | | |
| VM2261A1 | MM DOOR LOWER RIGHT CAP | 1.000 | PC | | | | | | | | | | | | | | | | | | | | | | | | | | | | | | | | | | | | | | | | | | | | | | | | | | | | | | |
| VM2267A0 | INTERNAL GLASS LOCKING SYSTEM SLIDER | 1.000 | PC | | | | | | | | | | | | | | | | | | | | | | | | | | | | | | | | | | | | | | | | | | | | | | | | | | | | | | |
| VM2269A0 | INTERNAL GLASS LOCKING SYSTEM CAP | 1.000 | PC | | | | | | | | | | | | | | | | | | | | | | | | | | | | | | | | | | | | | | | | | | | | | | | | | | | | | | |
| VM2274A0 | GROOVED BUSHING | 1.000 | PC | | | | | | | | | | | | | | | | | | | | | | | | | | | | | | | | | | | | | | | | | | | | | | | | | | | | | | |
| VM2305A0 | MM SERIES DOOR CAP FIXING PAWL | 7.000 | PC | | | | | | | | | | | | | | | | | | | | | | | | | | | | | | | | | | | | | | | | | | | | | | | | | | | | | | |
| | | | K0B1126AL | EU AND 2/1 MM LEFT DOOR LOWER BEAM KIT | <table border="1"> <thead> <tr> <th>Code</th> <th>Description</th> <th>Qty</th> <th>UOM</th> </tr> </thead> <tbody> <tr> <td>0B1126A1</td> <td>860mm DOOR LOWER FRAME SHAPE</td> <td>1.000</td> <td>PC</td> </tr> <tr> <td>RC1200A0</td> <td>ED=4 WIRE D=0.5 H24 COMPRESSIO N SPRING</td> <td>2.000</td> <td>PC</td> </tr> <tr> <td>VI1220A1</td> <td>4,2x12 TCB SELF-TAPPIN G SCREW</td> <td>1.000</td> <td>PC</td> </tr> <tr> <td>VI1996A0</td> <td>M5x35 SCREW</td> <td>7.000</td> <td>PC</td> </tr> <tr> <td>VM1794A0</td> <td>250x4.8 PA66 BLACK CLAMP</td> <td>2.000</td> <td>PC</td> </tr> <tr> <td>VM2103A0</td> <td>CLAMP LOCK</td> <td>2.000</td> <td>PC</td> </tr> </tbody> </table> | Code | Description | Qty | UOM | 0B1126A1 | 860mm DOOR LOWER FRAME SHAPE | 1.000 | PC | RC1200A0 | ED=4 WIRE D=0.5 H24 COMPRESSIO N SPRING | 2.000 | PC | VI1220A1 | 4,2x12 TCB SELF-TAPPIN G SCREW | 1.000 | PC | VI1996A0 | M5x35 SCREW | 7.000 | PC | VM1794A0 | 250x4.8 PA66 BLACK CLAMP | 2.000 | PC | VM2103A0 | CLAMP LOCK | 2.000 | PC | | | | | | | | | | | | | | | | | | | | | | | | |
| Code | Description | Qty | UOM | | | | | | | | | | | | | | | | | | | | | | | | | | | | | | | | | | | | | | | | | | | | | | | | | | | | | | |
| 0B1126A1 | 860mm DOOR LOWER FRAME SHAPE | 1.000 | PC | | | | | | | | | | | | | | | | | | | | | | | | | | | | | | | | | | | | | | | | | | | | | | | | | | | | | | |
| RC1200A0 | ED=4 WIRE D=0.5 H24 COMPRESSIO N SPRING | 2.000 | PC | | | | | | | | | | | | | | | | | | | | | | | | | | | | | | | | | | | | | | | | | | | | | | | | | | | | | | |
| VI1220A1 | 4,2x12 TCB SELF-TAPPIN G SCREW | 1.000 | PC | | | | | | | | | | | | | | | | | | | | | | | | | | | | | | | | | | | | | | | | | | | | | | | | | | | | | | |
| VI1996A0 | M5x35 SCREW | 7.000 | PC | | | | | | | | | | | | | | | | | | | | | | | | | | | | | | | | | | | | | | | | | | | | | | | | | | | | | | |
| VM1794A0 | 250x4.8 PA66 BLACK CLAMP | 2.000 | PC | | | | | | | | | | | | | | | | | | | | | | | | | | | | | | | | | | | | | | | | | | | | | | | | | | | | | | |
| VM2103A0 | CLAMP LOCK | 2.000 | PC | | | | | | | | | | | | | | | | | | | | | | | | | | | | | | | | | | | | | | | | | | | | | | | | | | | | | | |






| COMPONENT | | | SPARE PART | | | | | | | | | | | | | | | | | | | | | | | | | | | | | | | | | | | | | | | | | | | | | | | | | | | |
|-----------|--|--|------------|--|--|------|-------------|------------------------------------|-------|----------|--|--|-------|----------|--|--------------------------------------|-------|----------|--------------------|-------------|-------|----------|--------------------------------------|-----------------------------|-------|----------|------------------------------------|------------|-------|----------|-----------------------------------|------------------------------------|-------|----|----------|-------------------------------|-------|----|----------|--|-------|----|----------|--|-------|----|----------|--------------------|-------|----|----------|--------------------------------------|-------|----|
| Code | Description | Image | Code | Description | Kit components | | | | | | | | | | | | | | | | | | | | | | | | | | | | | | | | | | | | | | | | | | | | | | | | | |
| VM2274A | GROOVED BUSHING |  | K0B1126AL | EU AND 2/1 MM LEFT DOOR LOWER BEAM KIT | <table border="1"> <thead> <tr> <th>Code</th> <th>Description</th> <th>Qty</th> <th>UOM</th> </tr> </thead> <tbody> <tr> <td>VM2267A0</td> <td>INTERNAL GLASS LOCKING SYSTEM SLIDER</td> <td>1.000</td> <td>PC</td> </tr> <tr> <td>VM2269A0</td> <td>INTERNAL GLASS LOCKING SYSTEM CAP</td> <td>1.000</td> <td>PC</td> </tr> <tr> <td>VM2274A0</td> <td>GROOVED BUSHING</td> <td>1.000</td> <td>PC</td> </tr> <tr> <td>VM2305A0</td> <td>MM SERIES DOOR CAP FIXING PAWL</td> <td>7.000</td> <td>PC</td> </tr> <tr> <td>VM2384A0</td> <td>MM LEFT DOOR RIGHT LOWER CAP</td> <td>1.000</td> <td>PC</td> </tr> <tr> <td>VM2386A1</td> <td>LEFT MM DOOR LOWER LEFT CAP</td> <td>1.000</td> <td>PC</td> </tr> </tbody> </table> | Code | Description | Qty | UOM | VM2267A0 | INTERNAL GLASS LOCKING SYSTEM SLIDER | 1.000 | PC | VM2269A0 | INTERNAL GLASS LOCKING SYSTEM CAP | 1.000 | PC | VM2274A0 | GROOVED BUSHING | 1.000 | PC | VM2305A0 | MM SERIES DOOR CAP FIXING PAWL | 7.000 | PC | VM2384A0 | MM LEFT DOOR RIGHT LOWER CAP | 1.000 | PC | VM2386A1 | LEFT MM DOOR LOWER LEFT CAP | 1.000 | PC | | | | | | | | | | | | | | | | | | | | | |
| | | | Code | Description | Qty | UOM | | | | | | | | | | | | | | | | | | | | | | | | | | | | | | | | | | | | | | | | | | | | | | | | |
| VM2267A0 | INTERNAL GLASS LOCKING SYSTEM SLIDER | 1.000 | PC | | | | | | | | | | | | | | | | | | | | | | | | | | | | | | | | | | | | | | | | | | | | | | | | | | | |
| VM2269A0 | INTERNAL GLASS LOCKING SYSTEM CAP | 1.000 | PC | | | | | | | | | | | | | | | | | | | | | | | | | | | | | | | | | | | | | | | | | | | | | | | | | | | |
| VM2274A0 | GROOVED BUSHING | 1.000 | PC | | | | | | | | | | | | | | | | | | | | | | | | | | | | | | | | | | | | | | | | | | | | | | | | | | | |
| VM2305A0 | MM SERIES DOOR CAP FIXING PAWL | 7.000 | PC | | | | | | | | | | | | | | | | | | | | | | | | | | | | | | | | | | | | | | | | | | | | | | | | | | | |
| VM2384A0 | MM LEFT DOOR RIGHT LOWER CAP | 1.000 | PC | | | | | | | | | | | | | | | | | | | | | | | | | | | | | | | | | | | | | | | | | | | | | | | | | | | |
| VM2386A1 | LEFT MM DOOR LOWER LEFT CAP | 1.000 | PC | | | | | | | | | | | | | | | | | | | | | | | | | | | | | | | | | | | | | | | | | | | | | | | | | | | |
| K0B1122AR | CHEFTOP MM RIGHT DOOR LOWER BEAM KIT | <table border="1"> <thead> <tr> <th>Code</th> <th>Description</th> <th>Qty</th> <th>UOM</th> </tr> </thead> <tbody> <tr> <td>0B1122A1</td> <td>750MM DOOR LOWER FRAME SHAPE</td> <td>1.000</td> <td>PC</td> </tr> <tr> <td>RC1200A0</td> <td>ED=4 WIRE D=0.5 H24 COMPRESSIO N SPRING</td> <td>2.000</td> <td>PC</td> </tr> <tr> <td>VI1220A1</td> <td>4,2x12 TCB SELF-TAPPIN G SCREW</td> <td>1.000</td> <td>PC</td> </tr> <tr> <td>VI1996A0</td> <td>M5x35 SCREW</td> <td>7.000</td> <td>PC</td> </tr> <tr> <td>VM1794A0</td> <td>250x4.8 PA66 BLACK CLAMP</td> <td>2.000</td> <td>PC</td> </tr> <tr> <td>VM2103A0</td> <td>CLAMP LOCK</td> <td>2.000</td> <td>PC</td> </tr> <tr> <td>VM2259A1</td> <td>6 SERIES DOOR LOWER LEFT CAP</td> <td>1.000</td> <td>PC</td> </tr> <tr> <td>VM2261A1</td> <td>MM DOOR LOWER RIGHT CAP</td> <td>1.000</td> <td>PC</td> </tr> <tr> <td>VM2267A0</td> <td>INTERNAL GLASS LOCKING SYSTEM SLIDER</td> <td>1.000</td> <td>PC</td> </tr> <tr> <td>VM2269A0</td> <td>INTERNAL GLASS LOCKING SYSTEM CAP</td> <td>1.000</td> <td>PC</td> </tr> <tr> <td>VM2274A0</td> <td>GROOVED BUSHING</td> <td>1.000</td> <td>PC</td> </tr> <tr> <td>VM2305A0</td> <td>MM SERIES DOOR CAP FIXING PAWL</td> <td>7.000</td> <td>PC</td> </tr> </tbody> </table> | Code | Description | Qty | UOM | 0B1122A1 | 750MM DOOR LOWER FRAME SHAPE | 1.000 | PC | RC1200A0 | ED=4 WIRE D=0.5 H24 COMPRESSIO N SPRING | 2.000 | PC | VI1220A1 | 4,2x12 TCB SELF-TAPPIN G SCREW | 1.000 | PC | VI1996A0 | M5x35 SCREW | 7.000 | PC | VM1794A0 | 250x4.8 PA66 BLACK CLAMP | 2.000 | PC | VM2103A0 | CLAMP LOCK | 2.000 | PC | VM2259A1 | 6 SERIES DOOR LOWER LEFT CAP | 1.000 | PC | VM2261A1 | MM DOOR LOWER RIGHT CAP | 1.000 | PC | VM2267A0 | INTERNAL GLASS LOCKING SYSTEM SLIDER | 1.000 | PC | VM2269A0 | INTERNAL GLASS LOCKING SYSTEM CAP | 1.000 | PC | VM2274A0 | GROOVED BUSHING | 1.000 | PC | VM2305A0 | MM SERIES DOOR CAP FIXING PAWL | 7.000 | PC |
| Code | Description | Qty | UOM | | | | | | | | | | | | | | | | | | | | | | | | | | | | | | | | | | | | | | | | | | | | | | | | | | | |
| 0B1122A1 | 750MM DOOR LOWER FRAME SHAPE | 1.000 | PC | | | | | | | | | | | | | | | | | | | | | | | | | | | | | | | | | | | | | | | | | | | | | | | | | | | |
| RC1200A0 | ED=4 WIRE D=0.5 H24 COMPRESSIO N SPRING | 2.000 | PC | | | | | | | | | | | | | | | | | | | | | | | | | | | | | | | | | | | | | | | | | | | | | | | | | | | |
| VI1220A1 | 4,2x12 TCB SELF-TAPPIN G SCREW | 1.000 | PC | | | | | | | | | | | | | | | | | | | | | | | | | | | | | | | | | | | | | | | | | | | | | | | | | | | |
| VI1996A0 | M5x35 SCREW | 7.000 | PC | | | | | | | | | | | | | | | | | | | | | | | | | | | | | | | | | | | | | | | | | | | | | | | | | | | |
| VM1794A0 | 250x4.8 PA66 BLACK CLAMP | 2.000 | PC | | | | | | | | | | | | | | | | | | | | | | | | | | | | | | | | | | | | | | | | | | | | | | | | | | | |
| VM2103A0 | CLAMP LOCK | 2.000 | PC | | | | | | | | | | | | | | | | | | | | | | | | | | | | | | | | | | | | | | | | | | | | | | | | | | | |
| VM2259A1 | 6 SERIES DOOR LOWER LEFT CAP | 1.000 | PC | | | | | | | | | | | | | | | | | | | | | | | | | | | | | | | | | | | | | | | | | | | | | | | | | | | |
| VM2261A1 | MM DOOR LOWER RIGHT CAP | 1.000 | PC | | | | | | | | | | | | | | | | | | | | | | | | | | | | | | | | | | | | | | | | | | | | | | | | | | | |
| VM2267A0 | INTERNAL GLASS LOCKING SYSTEM SLIDER | 1.000 | PC | | | | | | | | | | | | | | | | | | | | | | | | | | | | | | | | | | | | | | | | | | | | | | | | | | | |
| VM2269A0 | INTERNAL GLASS LOCKING SYSTEM CAP | 1.000 | PC | | | | | | | | | | | | | | | | | | | | | | | | | | | | | | | | | | | | | | | | | | | | | | | | | | | |
| VM2274A0 | GROOVED BUSHING | 1.000 | PC | | | | | | | | | | | | | | | | | | | | | | | | | | | | | | | | | | | | | | | | | | | | | | | | | | | |
| VM2305A0 | MM SERIES DOOR CAP FIXING PAWL | 7.000 | PC | | | | | | | | | | | | | | | | | | | | | | | | | | | | | | | | | | | | | | | | | | | | | | | | | | | |






| COMPONENT | | | SPARE PART | | | | | | | | | | | | | | | | | | | | | | | | | | | | | | | | | | | | | | | | | | | | | | | | | | | | | | |
|-----------|---------------------------------------|---|------------|---------------------------------------|--|------|-------------|-----|-----|----------|--------------------------------|--------|----|----------|-------------------------------|-------|----|----------|--------------------------------|-------|----|----------|----------------|-------|----|----------|--------------------------|-------|----|----------|------------|-------|----|----------|--------------------------------------|-------|----|----------|-----------------------------------|-------|----|----------|-----------------|-------|----|----------|--------------------------------|-------|----|----------|------------------------------|-------|----|----------|-----------------------------|-------|----|
| Code | Description | Image | Code | Description | Kit components | | | | | | | | | | | | | | | | | | | | | | | | | | | | | | | | | | | | | | | | | | | | | | | | | | | | |
| VM2274A | GROOVED BUSHING |  | K0B1122AL | CHEFTOP MM LEFT DOOR LOWER BEAM KIT | <table border="1"> <thead> <tr> <th>Code</th> <th>Description</th> <th>Qty</th> <th>UOM</th> </tr> </thead> <tbody> <tr> <td>0B1122A1</td> <td>750MM DOOR LOWER FRAME SHAPE</td> <td>1.000</td> <td>PC</td> </tr> <tr> <td>RC1200A0</td> <td>ED=4 WIRE COMPRESSIO N SPRING</td> <td>2.000</td> <td>PC</td> </tr> <tr> <td>V11220A1</td> <td>4,2x12 TOB SELF-TAPPIN G SCREW</td> <td>1.000</td> <td>PC</td> </tr> <tr> <td>V11996A0</td> <td>M5x35 SCREW</td> <td>7.000</td> <td>PC</td> </tr> <tr> <td>VM1794A0</td> <td>250x4.8 PA66 BLACK CLAMP</td> <td>2.000</td> <td>PC</td> </tr> <tr> <td>VM2103A0</td> <td>CLAMP LOCK</td> <td>2.000</td> <td>PC</td> </tr> <tr> <td>VM2267A0</td> <td>INTERNAL GLASS LOCKING SYSTEM SLIDER</td> <td>1.000</td> <td>PC</td> </tr> <tr> <td>VM2269A0</td> <td>INTERNAL GLASS LOCKING SYSTEM CAP</td> <td>1.000</td> <td>PC</td> </tr> <tr> <td>VM2274A0</td> <td>GROOVED BUSHING</td> <td>1.000</td> <td>PC</td> </tr> <tr> <td>VM2305A0</td> <td>MM SERIES DOOR CAP FIXING PAWL</td> <td>7.000</td> <td>PC</td> </tr> <tr> <td>VM2384A0</td> <td>MM LEFT DOOR RIGHT LOWER CAP</td> <td>1.000</td> <td>PC</td> </tr> <tr> <td>VM2386A1</td> <td>LEFT MM DOOR LOWER LEFT CAP</td> <td>1.000</td> <td>PC</td> </tr> </tbody> </table> | Code | Description | Qty | UOM | 0B1122A1 | 750MM DOOR LOWER FRAME SHAPE | 1.000 | PC | RC1200A0 | ED=4 WIRE COMPRESSIO N SPRING | 2.000 | PC | V11220A1 | 4,2x12 TOB SELF-TAPPIN G SCREW | 1.000 | PC | V11996A0 | M5x35 SCREW | 7.000 | PC | VM1794A0 | 250x4.8 PA66 BLACK CLAMP | 2.000 | PC | VM2103A0 | CLAMP LOCK | 2.000 | PC | VM2267A0 | INTERNAL GLASS LOCKING SYSTEM SLIDER | 1.000 | PC | VM2269A0 | INTERNAL GLASS LOCKING SYSTEM CAP | 1.000 | PC | VM2274A0 | GROOVED BUSHING | 1.000 | PC | VM2305A0 | MM SERIES DOOR CAP FIXING PAWL | 7.000 | PC | VM2384A0 | MM LEFT DOOR RIGHT LOWER CAP | 1.000 | PC | VM2386A1 | LEFT MM DOOR LOWER LEFT CAP | 1.000 | PC |
| Code | Description | Qty | UOM | | | | | | | | | | | | | | | | | | | | | | | | | | | | | | | | | | | | | | | | | | | | | | | | | | | | | | |
| 0B1122A1 | 750MM DOOR LOWER FRAME SHAPE | 1.000 | PC | | | | | | | | | | | | | | | | | | | | | | | | | | | | | | | | | | | | | | | | | | | | | | | | | | | | | | |
| RC1200A0 | ED=4 WIRE COMPRESSIO N SPRING | 2.000 | PC | | | | | | | | | | | | | | | | | | | | | | | | | | | | | | | | | | | | | | | | | | | | | | | | | | | | | | |
| V11220A1 | 4,2x12 TOB SELF-TAPPIN G SCREW | 1.000 | PC | | | | | | | | | | | | | | | | | | | | | | | | | | | | | | | | | | | | | | | | | | | | | | | | | | | | | | |
| V11996A0 | M5x35 SCREW | 7.000 | PC | | | | | | | | | | | | | | | | | | | | | | | | | | | | | | | | | | | | | | | | | | | | | | | | | | | | | | |
| VM1794A0 | 250x4.8 PA66 BLACK CLAMP | 2.000 | PC | | | | | | | | | | | | | | | | | | | | | | | | | | | | | | | | | | | | | | | | | | | | | | | | | | | | | | |
| VM2103A0 | CLAMP LOCK | 2.000 | PC | | | | | | | | | | | | | | | | | | | | | | | | | | | | | | | | | | | | | | | | | | | | | | | | | | | | | | |
| VM2267A0 | INTERNAL GLASS LOCKING SYSTEM SLIDER | 1.000 | PC | | | | | | | | | | | | | | | | | | | | | | | | | | | | | | | | | | | | | | | | | | | | | | | | | | | | | | |
| VM2269A0 | INTERNAL GLASS LOCKING SYSTEM CAP | 1.000 | PC | | | | | | | | | | | | | | | | | | | | | | | | | | | | | | | | | | | | | | | | | | | | | | | | | | | | | | |
| VM2274A0 | GROOVED BUSHING | 1.000 | PC | | | | | | | | | | | | | | | | | | | | | | | | | | | | | | | | | | | | | | | | | | | | | | | | | | | | | | |
| VM2305A0 | MM SERIES DOOR CAP FIXING PAWL | 7.000 | PC | | | | | | | | | | | | | | | | | | | | | | | | | | | | | | | | | | | | | | | | | | | | | | | | | | | | | | |
| VM2384A0 | MM LEFT DOOR RIGHT LOWER CAP | 1.000 | PC | | | | | | | | | | | | | | | | | | | | | | | | | | | | | | | | | | | | | | | | | | | | | | | | | | | | | | |
| VM2386A1 | LEFT MM DOOR LOWER LEFT CAP | 1.000 | PC | | | | | | | | | | | | | | | | | | | | | | | | | | | | | | | | | | | | | | | | | | | | | | | | | | | | | | |
| VM2305A | MM SERIES DOOR CAP FIXING PAWL |  | KVM2305A | MM FIXING DOOR THUB SCREWS 10 PCS KIT | <table border="1"> <thead> <tr> <th>Code</th> <th>Description</th> <th>Qty</th> <th>UOM</th> </tr> </thead> <tbody> <tr> <td>VM2305A0</td> <td>MM SERIES DOOR CAP FIXING PAWL</td> <td>10.000</td> <td>PC</td> </tr> </tbody> </table> | Code | Description | Qty | UOM | VM2305A0 | MM SERIES DOOR CAP FIXING PAWL | 10.000 | PC | | | | | | | | | | | | | | | | | | | | | | | | | | | | | | | | | | | | | | | | | | | | |
| Code | Description | Qty | UOM | | | | | | | | | | | | | | | | | | | | | | | | | | | | | | | | | | | | | | | | | | | | | | | | | | | | | | |
| VM2305A0 | MM SERIES DOOR CAP FIXING PAWL | 10.000 | PC | | | | | | | | | | | | | | | | | | | | | | | | | | | | | | | | | | | | | | | | | | | | | | | | | | | | | | |
| VP1080A | UPPER HINGE CAP FOR LOWER INNER GLASS |  | KVM2383B | MM -M LEFT DOOR RIGHT UPPER CAP KIT | <table border="1"> <thead> <tr> <th>Code</th> <th>Description</th> <th>Qty</th> <th>UOM</th> </tr> </thead> <tbody> <tr> <td>V11074A0</td> <td>4X16 SCREW FOR PLASTIC</td> <td>1.000</td> <td>PC</td> </tr> <tr> <td>V11930A1</td> <td>5x20 ST. STEEL CHIP SCREW</td> <td>4.000</td> <td>PC</td> </tr> <tr> <td>V11996A0</td> <td>M5x35 SCREW</td> <td>3.000</td> <td>PC</td> </tr> <tr> <td>VM2275A0</td> <td>SMOOTH BUSHING</td> <td>1.000</td> <td>PC</td> </tr> </tbody> </table> | Code | Description | Qty | UOM | V11074A0 | 4X16 SCREW FOR PLASTIC | 1.000 | PC | V11930A1 | 5x20 ST. STEEL CHIP SCREW | 4.000 | PC | V11996A0 | M5x35 SCREW | 3.000 | PC | VM2275A0 | SMOOTH BUSHING | 1.000 | PC | | | | | | | | | | | | | | | | | | | | | | | | | | | | | | | | |
| Code | Description | Qty | UOM | | | | | | | | | | | | | | | | | | | | | | | | | | | | | | | | | | | | | | | | | | | | | | | | | | | | | | |
| V11074A0 | 4X16 SCREW FOR PLASTIC | 1.000 | PC | | | | | | | | | | | | | | | | | | | | | | | | | | | | | | | | | | | | | | | | | | | | | | | | | | | | | | |
| V11930A1 | 5x20 ST. STEEL CHIP SCREW | 4.000 | PC | | | | | | | | | | | | | | | | | | | | | | | | | | | | | | | | | | | | | | | | | | | | | | | | | | | | | | |
| V11996A0 | M5x35 SCREW | 3.000 | PC | | | | | | | | | | | | | | | | | | | | | | | | | | | | | | | | | | | | | | | | | | | | | | | | | | | | | | |
| VM2275A0 | SMOOTH BUSHING | 1.000 | PC | | | | | | | | | | | | | | | | | | | | | | | | | | | | | | | | | | | | | | | | | | | | | | | | | | | | | | |







| COMPONENT | | | SPARE PART | | | | | | | | | | | | | | | | | | | | | | | | | | | | | | | |
|-----------|---------------------------------------|---|------------|-------------------------------------|--|------|-------------|------------------------------|-------|----------|--------------------------------|---------------------------|-------|----------|---------------------------------|-------------|-------|----------|---------------------------------------|----------|-------|----|----------|-----------------|-------|----|----------|--------------------------------|-------|----|----------|---------------------------------------|-------|----|
| Code | Description | Image | Code | Description | Kit components | | | | | | | | | | | | | | | | | | | | | | | | | | | | | |
| VP1080A | UPPER HINGE CAP FOR LOWER INNER GLASS |  | KVM2383B | MM -M LEFT DOOR RIGHT UPPER CAP KIT | <table border="1"> <thead> <tr> <th>Code</th> <th>Description</th> <th>Qty</th> <th>UOM</th> </tr> </thead> <tbody> <tr> <td>VM2305A0</td> <td>MM SERIES DOOR CAP FIXING PAWL</td> <td>3.000</td> <td>PC</td> </tr> <tr> <td>VM2383B0</td> <td>MM LEFT DOOR UPPER RIGHT CAP</td> <td>1.000</td> <td>PC</td> </tr> <tr> <td>VP1080A0</td> <td>UPPER HINGE CAP FOR LOWER INNER GLASS</td> <td>1.000</td> <td>PC</td> </tr> </tbody> </table> | Code | Description | Qty | UOM | VM2305A0 | MM SERIES DOOR CAP FIXING PAWL | 3.000 | PC | VM2383B0 | MM LEFT DOOR UPPER RIGHT CAP | 1.000 | PC | VP1080A0 | UPPER HINGE CAP FOR LOWER INNER GLASS | 1.000 | PC | | | | | | | | | | | | | |
| | | | Code | Description | Qty | UOM | | | | | | | | | | | | | | | | | | | | | | | | | | | | |
| VM2305A0 | MM SERIES DOOR CAP FIXING PAWL | 3.000 | PC | | | | | | | | | | | | | | | | | | | | | | | | | | | | | | | |
| VM2383B0 | MM LEFT DOOR UPPER RIGHT CAP | 1.000 | PC | | | | | | | | | | | | | | | | | | | | | | | | | | | | | | | |
| VP1080A0 | UPPER HINGE CAP FOR LOWER INNER GLASS | 1.000 | PC | | | | | | | | | | | | | | | | | | | | | | | | | | | | | | | |
| KVM2259B | MM -M RIGHT DOOR LEFT LOWER CAP KI | <table border="1"> <thead> <tr> <th>Code</th> <th>Description</th> <th>Qty</th> <th>UOM</th> </tr> </thead> <tbody> <tr> <td>VI1103A0</td> <td>40X12 TBSP SCREW FOR PLASTIC</td> <td>1.000</td> <td>PC</td> </tr> <tr> <td>VI1930A1</td> <td>5x20 ST. STEEL CHIP SCREW</td> <td>4.000</td> <td>PC</td> </tr> <tr> <td>VI1996A0</td> <td>M5x35 SCREW</td> <td>3.000</td> <td>PC</td> </tr> <tr> <td>VM2259B0</td> <td>VM2259B0</td> <td>1.000</td> <td>PC</td> </tr> <tr> <td>VM2274A0</td> <td>GROOVED BUSHING</td> <td>1.000</td> <td>PC</td> </tr> <tr> <td>VM2305A0</td> <td>MM SERIES DOOR CAP FIXING PAWL</td> <td>3.000</td> <td>PC</td> </tr> <tr> <td>VP1080A0</td> <td>UPPER HINGE CAP FOR LOWER INNER GLASS</td> <td>1.000</td> <td>PC</td> </tr> </tbody> </table> | Code | Description | Qty | UOM | VI1103A0 | 40X12 TBSP SCREW FOR PLASTIC | 1.000 | PC | VI1930A1 | 5x20 ST. STEEL CHIP SCREW | 4.000 | PC | VI1996A0 | M5x35 SCREW | 3.000 | PC | VM2259B0 | VM2259B0 | 1.000 | PC | VM2274A0 | GROOVED BUSHING | 1.000 | PC | VM2305A0 | MM SERIES DOOR CAP FIXING PAWL | 3.000 | PC | VP1080A0 | UPPER HINGE CAP FOR LOWER INNER GLASS | 1.000 | PC |
| Code | Description | Qty | UOM | | | | | | | | | | | | | | | | | | | | | | | | | | | | | | | |
| VI1103A0 | 40X12 TBSP SCREW FOR PLASTIC | 1.000 | PC | | | | | | | | | | | | | | | | | | | | | | | | | | | | | | | |
| VI1930A1 | 5x20 ST. STEEL CHIP SCREW | 4.000 | PC | | | | | | | | | | | | | | | | | | | | | | | | | | | | | | | |
| VI1996A0 | M5x35 SCREW | 3.000 | PC | | | | | | | | | | | | | | | | | | | | | | | | | | | | | | | |
| VM2259B0 | VM2259B0 | 1.000 | PC | | | | | | | | | | | | | | | | | | | | | | | | | | | | | | | |
| VM2274A0 | GROOVED BUSHING | 1.000 | PC | | | | | | | | | | | | | | | | | | | | | | | | | | | | | | | |
| VM2305A0 | MM SERIES DOOR CAP FIXING PAWL | 3.000 | PC | | | | | | | | | | | | | | | | | | | | | | | | | | | | | | | |
| VP1080A0 | UPPER HINGE CAP FOR LOWER INNER GLASS | 1.000 | PC | | | | | | | | | | | | | | | | | | | | | | | | | | | | | | | |
| VM2285B | 860 SERIES DRIP PROFILE KIT |  | KVM2285B | 860 -M SERIES DRIP PROFILE KIT | <table border="1"> <thead> <tr> <th>Code</th> <th>Description</th> <th>Qty</th> <th>UOM</th> </tr> </thead> <tbody> <tr> <td>VM2285B0</td> <td>860 SERIES DRIP PROFILE KIT</td> <td>1.000</td> <td>PC</td> </tr> </tbody> </table> | Code | Description | Qty | UOM | VM2285B0 | 860 SERIES DRIP PROFILE KIT | 1.000 | PC | | | | | | | | | | | | | | | | | | | | | |
| Code | Description | Qty | UOM | | | | | | | | | | | | | | | | | | | | | | | | | | | | | | | |
| VM2285B0 | 860 SERIES DRIP PROFILE KIT | 1.000 | PC | | | | | | | | | | | | | | | | | | | | | | | | | | | | | | | |
| VM2312A | MM DRIP PROFILE DRAIN LEFT PIPE |  | KVM2312A | M.M. DRIP TRAY LEFT DRAIN PIPE KI | <table border="1"> <thead> <tr> <th>Code</th> <th>Description</th> <th>Qty</th> <th>UOM</th> </tr> </thead> <tbody> <tr> <td>VI1220A1</td> <td>4,2x12 TCB SELF-TAPPIN G SCREW</td> <td>1.000</td> <td>PC</td> </tr> <tr> <td>VM2312A0</td> <td>MM DRIP PROFILE DRAIN LEFT PIPE</td> <td>1.000</td> <td>PC</td> </tr> </tbody> </table> | Code | Description | Qty | UOM | VI1220A1 | 4,2x12 TCB SELF-TAPPIN G SCREW | 1.000 | PC | VM2312A0 | MM DRIP PROFILE DRAIN LEFT PIPE | 1.000 | PC | | | | | | | | | | | | | | | | | |
| Code | Description | Qty | UOM | | | | | | | | | | | | | | | | | | | | | | | | | | | | | | | |
| VI1220A1 | 4,2x12 TCB SELF-TAPPIN G SCREW | 1.000 | PC | | | | | | | | | | | | | | | | | | | | | | | | | | | | | | | |
| VM2312A0 | MM DRIP PROFILE DRAIN LEFT PIPE | 1.000 | PC | | | | | | | | | | | | | | | | | | | | | | | | | | | | | | | |




| COMPONENT | | | SPARE PART | | | | | | | | | | | | | | | | | | |
|-----------|--|---|------------|--|---|------|-------------|-----|-----|----------|--|--------|----|----------|------------------------------------|-------|----|----------|---|-------|----|
| Code | Description | Image | Code | Description | Kit components | | | | | | | | | | | | | | | | |
| VM2314A | MM DRIP PROFILE CAP |  | KVM2314A | MIND.Maps DRIP TRAY CAP | <table border="1"> <thead> <tr> <th>Code</th> <th>Description</th> <th>Qty</th> <th>UOM</th> </tr> </thead> <tbody> <tr> <td>GN1525A0</td> <td>O-RING INT DIAM 9,5 THK 1 NBR 70</td> <td>1.000</td> <td>PC</td> </tr> <tr> <td>VI1103A0</td> <td>40X12 TBSP SCREW FOR PLASTIC</td> <td>1.000</td> <td>PC</td> </tr> <tr> <td>VM2314A0</td> <td>MM DRIP PROFILE CAP</td> <td>1.000</td> <td>PC</td> </tr> </tbody> </table> | Code | Description | Qty | UOM | GN1525A0 | O-RING INT DIAM 9,5 THK 1 NBR 70 | 1.000 | PC | VI1103A0 | 40X12 TBSP SCREW FOR PLASTIC | 1.000 | PC | VM2314A0 | MM DRIP PROFILE CAP | 1.000 | PC |
| Code | Description | Qty | UOM | | | | | | | | | | | | | | | | | | |
| GN1525A0 | O-RING INT DIAM 9,5 THK 1 NBR 70 | 1.000 | PC | | | | | | | | | | | | | | | | | | |
| VI1103A0 | 40X12 TBSP SCREW FOR PLASTIC | 1.000 | PC | | | | | | | | | | | | | | | | | | |
| VM2314A0 | MM DRIP PROFILE CAP | 1.000 | PC | | | | | | | | | | | | | | | | | | |
| VM1631A | PLUS INNER GLASS PUSHING CAP |  | KVM1631A | CAP FOR INTERNAL GLASS 10 PCS KIT | <table border="1"> <thead> <tr> <th>Code</th> <th>Description</th> <th>Qty</th> <th>UOM</th> </tr> </thead> <tbody> <tr> <td>VM1631A0</td> <td>PLUS INNER GLASS PUSHING CAP</td> <td>10.000</td> <td>PC</td> </tr> </tbody> </table> | Code | Description | Qty | UOM | VM1631A0 | PLUS INNER GLASS PUSHING CAP | 10.000 | PC | | | | | | | | |
| Code | Description | Qty | UOM | | | | | | | | | | | | | | | | | | |
| VM1631A0 | PLUS INNER GLASS PUSHING CAP | 10.000 | PC | | | | | | | | | | | | | | | | | | |
| VM2505B | MM PLUS INTERNAL GLASS SUPPORT |  | KVM2505B | CAP FOR INTERNAL DOUBLE GLASS 3PCS KIT | <table border="1"> <thead> <tr> <th>Code</th> <th>Description</th> <th>Qty</th> <th>UOM</th> </tr> </thead> <tbody> <tr> <td>VI1220A1</td> <td>4,2x12 TCB SELF-TAPPIN G SCREW</td> <td>3.000</td> <td>PC</td> </tr> <tr> <td>VM1631A0</td> <td>PLUS INNER GLASS PUSHING CAP</td> <td>3.000</td> <td>PC</td> </tr> <tr> <td>VM2505B1</td> <td>MM PLUS INTERNAL GLASS SUPPORT</td> <td>3.000</td> <td>PC</td> </tr> </tbody> </table> | Code | Description | Qty | UOM | VI1220A1 | 4,2x12 TCB SELF-TAPPIN G SCREW | 3.000 | PC | VM1631A0 | PLUS INNER GLASS PUSHING CAP | 3.000 | PC | VM2505B1 | MM PLUS INTERNAL GLASS SUPPORT | 3.000 | PC |
| Code | Description | Qty | UOM | | | | | | | | | | | | | | | | | | |
| VI1220A1 | 4,2x12 TCB SELF-TAPPIN G SCREW | 3.000 | PC | | | | | | | | | | | | | | | | | | |
| VM1631A0 | PLUS INNER GLASS PUSHING CAP | 3.000 | PC | | | | | | | | | | | | | | | | | | |
| VM2505B1 | MM PLUS INTERNAL GLASS SUPPORT | 3.000 | PC | | | | | | | | | | | | | | | | | | |
| VM2518A | BOARD COOLING FAN SUPPORT |  | KVM2518A | PANEL COOLING FAN SUPPORT KIT | <table border="1"> <thead> <tr> <th>Code</th> <th>Description</th> <th>Qty</th> <th>UOM</th> </tr> </thead> <tbody> <tr> <td>VM2518A0</td> <td>BOARD COOLING FAN SUPPORT</td> <td>1.000</td> <td>PC</td> </tr> </tbody> </table> | Code | Description | Qty | UOM | VM2518A0 | BOARD COOLING FAN SUPPORT | 1.000 | PC | | | | | | | | |
| Code | Description | Qty | UOM | | | | | | | | | | | | | | | | | | |
| VM2518A0 | BOARD COOLING FAN SUPPORT | 1.000 | PC | | | | | | | | | | | | | | | | | | |
| VN1179A | CONTROL BOARD 40x40x20mm 12V COOLING FAN |  | KVN1179A | CONTROL BOARD COOLING FAN KIT | <table border="1"> <thead> <tr> <th>Code</th> <th>Description</th> <th>Qty</th> <th>UOM</th> </tr> </thead> <tbody> <tr> <td>VN1179A1</td> <td>CONTROL BOARD 40x40x20mm 12V COOLING FAN</td> <td>1.000</td> <td>PC</td> </tr> </tbody> </table> | Code | Description | Qty | UOM | VN1179A1 | CONTROL BOARD 40x40x20mm 12V COOLING FAN | 1.000 | PC | | | | | | | | |
| Code | Description | Qty | UOM | | | | | | | | | | | | | | | | | | |
| VN1179A1 | CONTROL BOARD 40x40x20mm 12V COOLING FAN | 1.000 | PC | | | | | | | | | | | | | | | | | | |

| COMPONENT | | | SPARE PART | | | | | | | | | | | | | | | | | | | | | | | | | | | | | | | | | | | | | | | | | | |
|-----------|---|---|------------|--|---|------|-------------|-----|-----|----------|---|-------|----|----------|---|-------|----|----------|--|-------|----|----------|---|-------|----|----------|-----------------------------------|-------|----|----------|-----------------------------------|-------|----|----------|--------------------------------------|-------|----|----------|---|--------|----|----------|---|-------|----|
| Code | Description | Image | Code | Description | Kit components | | | | | | | | | | | | | | | | | | | | | | | | | | | | | | | | | | | | | | | | |
| CR1105A | HINGES INTERNAL GLASS DOUBLE |  | KCR1105A | MIND.Maps PLUS INTERNAL GLASS HINGES KIT | <table border="1"> <thead> <tr> <th>Code</th> <th>Description</th> <th>Qty</th> <th>UOM</th> </tr> </thead> <tbody> <tr> <td>CR1105A0</td> <td>HINGES INTERNAL GLASS DOUBL</td> <td>1.000</td> <td>PC</td> </tr> <tr> <td>CR1106A0</td> <td>HINGES INTERNAL GLASS DOUBL</td> <td>1.000</td> <td>PC</td> </tr> <tr> <td>VI1220A1</td> <td>4,2x12 TCB SELF-TAPPIN G SCREW</td> <td>4.000</td> <td>PC</td> </tr> </tbody> </table> | Code | Description | Qty | UOM | CR1105A0 | HINGES INTERNAL GLASS DOUBL | 1.000 | PC | CR1106A0 | HINGES INTERNAL GLASS DOUBL | 1.000 | PC | VI1220A1 | 4,2x12 TCB SELF-TAPPIN G SCREW | 4.000 | PC | | | | | | | | | | | | | | | | | | | | | | | | |
| Code | Description | Qty | UOM | | | | | | | | | | | | | | | | | | | | | | | | | | | | | | | | | | | | | | | | | | |
| CR1105A0 | HINGES INTERNAL GLASS DOUBL | 1.000 | PC | | | | | | | | | | | | | | | | | | | | | | | | | | | | | | | | | | | | | | | | | | |
| CR1106A0 | HINGES INTERNAL GLASS DOUBL | 1.000 | PC | | | | | | | | | | | | | | | | | | | | | | | | | | | | | | | | | | | | | | | | | | |
| VI1220A1 | 4,2x12 TCB SELF-TAPPIN G SCREW | 4.000 | PC | | | | | | | | | | | | | | | | | | | | | | | | | | | | | | | | | | | | | | | | | | |
| CR1106A | HINGES INTERNAL GLASS DOUBLE |  | KCR1105A | MIND.Maps PLUS INTERNAL GLASS HINGES KIT | <table border="1"> <thead> <tr> <th>Code</th> <th>Description</th> <th>Qty</th> <th>UOM</th> </tr> </thead> <tbody> <tr> <td>CR1105A0</td> <td>HINGES INTERNAL GLASS DOUBL</td> <td>1.000</td> <td>PC</td> </tr> <tr> <td>CR1106A0</td> <td>HINGES INTERNAL GLASS DOUBL</td> <td>1.000</td> <td>PC</td> </tr> <tr> <td>VI1220A1</td> <td>4,2x12 TCB SELF-TAPPIN G SCREW</td> <td>4.000</td> <td>PC</td> </tr> </tbody> </table> | Code | Description | Qty | UOM | CR1105A0 | HINGES INTERNAL GLASS DOUBL | 1.000 | PC | CR1106A0 | HINGES INTERNAL GLASS DOUBL | 1.000 | PC | VI1220A1 | 4,2x12 TCB SELF-TAPPIN G SCREW | 4.000 | PC | | | | | | | | | | | | | | | | | | | | | | | | |
| Code | Description | Qty | UOM | | | | | | | | | | | | | | | | | | | | | | | | | | | | | | | | | | | | | | | | | | |
| CR1105A0 | HINGES INTERNAL GLASS DOUBL | 1.000 | PC | | | | | | | | | | | | | | | | | | | | | | | | | | | | | | | | | | | | | | | | | | |
| CR1106A0 | HINGES INTERNAL GLASS DOUBL | 1.000 | PC | | | | | | | | | | | | | | | | | | | | | | | | | | | | | | | | | | | | | | | | | | |
| VI1220A1 | 4,2x12 TCB SELF-TAPPIN G SCREW | 4.000 | PC | | | | | | | | | | | | | | | | | | | | | | | | | | | | | | | | | | | | | | | | | | |
| VT1298B | 10EU 749x942x4 INNER DOUBLE GLASS |  | KVT1298B | 10EU INNER DOUBLE GLASS KIT | <table border="1"> <thead> <tr> <th>Code</th> <th>Description</th> <th>Qty</th> <th>UOM</th> </tr> </thead> <tbody> <tr> <td>0B1185A0</td> <td>BT INT DOUBLE GLASS INF-SUP BEAM</td> <td>2.000</td> <td>PC</td> </tr> <tr> <td>0B1188A0</td> <td>10EU DOUBLE GLASS RIGHT-LEFT PROFILE</td> <td>2.000</td> <td>PC</td> </tr> <tr> <td>0B1211A1</td> <td>BT DOUBLE GLASS UPPER-LOWE R EXT PROFIL</td> <td>2.000</td> <td>PC</td> </tr> <tr> <td>0B1215A3</td> <td>10EU DOUBLE GLASS LEFT-RIGHT EXT PROFILE</td> <td>2.000</td> <td>PC</td> </tr> <tr> <td>CR1105A0</td> <td>HINGES INTERNAL GLASS DOUBL</td> <td>1.000</td> <td>PC</td> </tr> <tr> <td>CR1106A0</td> <td>HINGES INTERNAL GLASS DOUBL</td> <td>1.000</td> <td>PC</td> </tr> <tr> <td>VI1220A1</td> <td>4,2x12 TCB SELF-TAPPIN G SCREW</td> <td>4.000</td> <td>PC</td> </tr> <tr> <td>VI1225A0</td> <td>STAINLESS STEEL STRUCTURE RIVET 4x10.1</td> <td>20.000</td> <td>PC</td> </tr> <tr> <td>VT1298B0</td> <td>10EU 749x942x4 INNER DOUBLE GLAS</td> <td>2.000</td> <td>PC</td> </tr> </tbody> </table> | Code | Description | Qty | UOM | 0B1185A0 | BT INT DOUBLE GLASS INF-SUP BEAM | 2.000 | PC | 0B1188A0 | 10EU DOUBLE GLASS RIGHT-LEFT PROFILE | 2.000 | PC | 0B1211A1 | BT DOUBLE GLASS UPPER-LOWE R EXT PROFIL | 2.000 | PC | 0B1215A3 | 10EU DOUBLE GLASS LEFT-RIGHT EXT PROFILE | 2.000 | PC | CR1105A0 | HINGES INTERNAL GLASS DOUBL | 1.000 | PC | CR1106A0 | HINGES INTERNAL GLASS DOUBL | 1.000 | PC | VI1220A1 | 4,2x12 TCB SELF-TAPPIN G SCREW | 4.000 | PC | VI1225A0 | STAINLESS STEEL STRUCTURE RIVET 4x10.1 | 20.000 | PC | VT1298B0 | 10EU 749x942x4 INNER DOUBLE GLAS | 2.000 | PC |
| Code | Description | Qty | UOM | | | | | | | | | | | | | | | | | | | | | | | | | | | | | | | | | | | | | | | | | | |
| 0B1185A0 | BT INT DOUBLE GLASS INF-SUP BEAM | 2.000 | PC | | | | | | | | | | | | | | | | | | | | | | | | | | | | | | | | | | | | | | | | | | |
| 0B1188A0 | 10EU DOUBLE GLASS RIGHT-LEFT PROFILE | 2.000 | PC | | | | | | | | | | | | | | | | | | | | | | | | | | | | | | | | | | | | | | | | | | |
| 0B1211A1 | BT DOUBLE GLASS UPPER-LOWE R EXT PROFIL | 2.000 | PC | | | | | | | | | | | | | | | | | | | | | | | | | | | | | | | | | | | | | | | | | | |
| 0B1215A3 | 10EU DOUBLE GLASS LEFT-RIGHT EXT PROFILE | 2.000 | PC | | | | | | | | | | | | | | | | | | | | | | | | | | | | | | | | | | | | | | | | | | |
| CR1105A0 | HINGES INTERNAL GLASS DOUBL | 1.000 | PC | | | | | | | | | | | | | | | | | | | | | | | | | | | | | | | | | | | | | | | | | | |
| CR1106A0 | HINGES INTERNAL GLASS DOUBL | 1.000 | PC | | | | | | | | | | | | | | | | | | | | | | | | | | | | | | | | | | | | | | | | | | |
| VI1220A1 | 4,2x12 TCB SELF-TAPPIN G SCREW | 4.000 | PC | | | | | | | | | | | | | | | | | | | | | | | | | | | | | | | | | | | | | | | | | | |
| VI1225A0 | STAINLESS STEEL STRUCTURE RIVET 4x10.1 | 20.000 | PC | | | | | | | | | | | | | | | | | | | | | | | | | | | | | | | | | | | | | | | | | | |
| VT1298B0 | 10EU 749x942x4 INNER DOUBLE GLAS | 2.000 | PC | | | | | | | | | | | | | | | | | | | | | | | | | | | | | | | | | | | | | | | | | | |


| COMPONENT | | | SPARE PART | | | | | | | | | | | | | | | | | | |
|-----------|--|---|------------|--|--|--------------------------|-------------|-----|-----|----------|--|-------|----|----------|---|-------|----|----------|---|-------|----|
| Code | Description | Image | Code | Description | Kit components | | | | | | | | | | | | | | | | |
| CE1097A | 4M SIHF 4 POLES MICROFIT CANBUS |  | KCE1097A | POWER-CONTROL 4POLES 4M BUS CABLE KIT | <table border="1"> <thead> <tr> <th>Code</th> <th>Description</th> <th>Qty</th> <th>UOM</th> </tr> </thead> <tbody> <tr> <td>CE1097A0</td> <td>4M SIHF 4 POLES MICROFIT CANBUS</td> <td>1.000</td> <td>PC</td> </tr> <tr> <td>CE1285A0</td> <td>EMI ROUND FERRITE MOD.26438015 02</td> <td>2.000</td> <td>PC</td> </tr> </tbody> </table> | Code | Description | Qty | UOM | CE1097A0 | 4M SIHF 4 POLES MICROFIT CANBUS | 1.000 | PC | CE1285A0 | EMI ROUND FERRITE MOD.26438015 02 | 2.000 | PC | | | | |
| | | | | | Code | Description | Qty | UOM | | | | | | | | | | | | | |
| CE1097A0 | 4M SIHF 4 POLES MICROFIT CANBUS | 1.000 | PC | | | | | | | | | | | | | | | | | | |
| CE1285A0 | EMI ROUND FERRITE MOD.26438015 02 | 2.000 | PC | | | | | | | | | | | | | | | | | | |
| CE1285A | EMI ROUND FERRITE MOD.2643801502 |  | KCE1285A | ROUND FERRITE ELECTROMAGN PROT. 2PCS KIT | <table border="1"> <thead> <tr> <th>Code</th> <th>Description</th> <th>Qty</th> <th>UOM</th> </tr> </thead> <tbody> <tr> <td>CE1285A0</td> <td>EMI ROUND FERRITE MOD.26438015 02</td> <td>2.000</td> <td>PC</td> </tr> </tbody> </table> | Code | Description | Qty | UOM | CE1285A0 | EMI ROUND FERRITE MOD.26438015 02 | 2.000 | PC | | | | | | | | |
| Code | Description | Qty | UOM | | | | | | | | | | | | | | | | | | |
| CE1285A0 | EMI ROUND FERRITE MOD.26438015 02 | 2.000 | PC | | | | | | | | | | | | | | | | | | |
| VI1074A | 4X16 SCREW FOR PLASTIC |  | VI1074A0 | 4X16 SCREW FOR PLASTIC | | | | | | | | | | | | | | | | | |
| MG1099A | MM COMPLETE HANDLE |  | KMG1099A | MIND.Maps SERIES HANDLE KIT -M | <table border="1"> <thead> <tr> <th>Code</th> <th>Description</th> <th>Qty</th> <th>UOM</th> </tr> </thead> <tbody> <tr> <td>MG1099A1</td> <td>MM COMPLETE HANDLE</td> <td>1.000</td> <td>PC</td> </tr> <tr> <td>VI0239A1</td> <td>SELF-TAPPIN G SCREW 4.2X25 TCB+ INOX</td> <td>4.000</td> <td>PC</td> </tr> <tr> <td>VM1490A0</td> <td>CHEFTOP/BAK ERTOP HANDLE SCREWS COVER</td> <td>2.000</td> <td>PC</td> </tr> </tbody> </table> | Code | Description | Qty | UOM | MG1099A1 | MM COMPLETE HANDLE | 1.000 | PC | VI0239A1 | SELF-TAPPIN G SCREW 4.2X25 TCB+ INOX | 4.000 | PC | VM1490A0 | CHEFTOP/BAK ERTOP HANDLE SCREWS COVER | 2.000 | PC |
| | | | | | Code | Description | Qty | UOM | | | | | | | | | | | | | |
| | | | | | MG1099A1 | MM COMPLETE HANDLE | 1.000 | PC | | | | | | | | | | | | | |
| VI0239A1 | SELF-TAPPIN G SCREW 4.2X25 TCB+ INOX | 4.000 | PC | | | | | | | | | | | | | | | | | | |
| VM1490A0 | CHEFTOP/BAK ERTOP HANDLE SCREWS COVER | 2.000 | PC | | | | | | | | | | | | | | | | | | |
| CE1052A | MM USB-CONTROL PANEL CONNECTING CABL |  | KCE1052A | CONTROL BOARD-USB 650 CONN. CABLE KIT | <table border="1"> <thead> <tr> <th>Code</th> <th>Description</th> <th>Qty</th> <th>UOM</th> </tr> </thead> <tbody> <tr> <td>CE1052A1</td> <td>MM USB-CONTRO L PANEL CONNECTING CABLE</td> <td>1.000</td> <td>PC</td> </tr> </tbody> </table> | Code | Description | Qty | UOM | CE1052A1 | MM USB-CONTRO L PANEL CONNECTING CABLE | 1.000 | PC | | | | | | | | |
| Code | Description | Qty | UOM | | | | | | | | | | | | | | | | | | |
| CE1052A1 | MM USB-CONTRO L PANEL CONNECTING CABLE | 1.000 | PC | | | | | | | | | | | | | | | | | | |




| COMPONENT | | | SPARE PART | | | | | | | | | | | | | | | | | | | | | | | | | | | | | | |
|-----------|--|---|------------|---|--|------|-------------|-----|-----|----------|--|-------|----|----------|---|-------|----|----------|---------------------------|-------|----|----------|---|-------|----|----------|---|-------|----|----------|--|-------|----|
| Code | Description | Image | Code | Description | Kit components | | | | | | | | | | | | | | | | | | | | | | | | | | | | |
| CE1053B | MM MICROFIT LED BAR POWER SUPPLY CABLE |  | KCE1053B | LED BAR EXTENSION CABLE KIT | <table border="1"> <thead> <tr> <th>Code</th> <th>Description</th> <th>Qty</th> <th>UOM</th> </tr> </thead> <tbody> <tr> <td>CE1053B0</td> <td>MM MICROFIT LED BAR POWER SUPPLY CABL</td> <td>1.000</td> <td>PC</td> </tr> </tbody> </table> | Code | Description | Qty | UOM | CE1053B0 | MM MICROFIT LED BAR POWER SUPPLY CABL | 1.000 | PC | | | | | | | | | | | | | | | | | | | | |
| Code | Description | Qty | UOM | | | | | | | | | | | | | | | | | | | | | | | | | | | | | | |
| CE1053B0 | MM MICROFIT LED BAR POWER SUPPLY CABL | 1.000 | PC | | | | | | | | | | | | | | | | | | | | | | | | | | | | | | |
| LP1022A | 6 SERIES L600 LED LIGHT BAR - E903 |  | KLP1022A | L600 E903 LED LIGHT BAR KIT | <table border="1"> <thead> <tr> <th>Code</th> <th>Description</th> <th>Qty</th> <th>UOM</th> </tr> </thead> <tbody> <tr> <td>LP1022A0</td> <td>6 SERIES L600 LED LIGHT BAR - E903</td> <td>1.000</td> <td>PC</td> </tr> </tbody> </table> | Code | Description | Qty | UOM | LP1022A0 | 6 SERIES L600 LED LIGHT BAR - E903 | 1.000 | PC | | | | | | | | | | | | | | | | | | | | |
| Code | Description | Qty | UOM | | | | | | | | | | | | | | | | | | | | | | | | | | | | | | |
| LP1022A0 | 6 SERIES L600 LED LIGHT BAR - E903 | 1.000 | PC | | | | | | | | | | | | | | | | | | | | | | | | | | | | | | |
| LP1028A | L=903 S6 NO LED LIGHT BAR COVER |  | KLP1028A | L903 MM NO LED LIGHT HOLDER KIT | <table border="1"> <thead> <tr> <th>Code</th> <th>Description</th> <th>Qty</th> <th>UOM</th> </tr> </thead> <tbody> <tr> <td>LP1028A0</td> <td>L=903 S6 NO LED LIGHT BAR COVER</td> <td>1.000</td> <td>PC</td> </tr> </tbody> </table> | Code | Description | Qty | UOM | LP1028A0 | L=903 S6 NO LED LIGHT BAR COVER | 1.000 | PC | | | | | | | | | | | | | | | | | | | | |
| Code | Description | Qty | UOM | | | | | | | | | | | | | | | | | | | | | | | | | | | | | | |
| LP1028A0 | L=903 S6 NO LED LIGHT BAR COVER | 1.000 | PC | | | | | | | | | | | | | | | | | | | | | | | | | | | | | | |
| PE1057A | MM PLUS CAPACITIVE CONTROL PANEL |  | KPE1057A | MM PLUS CAPACITIVE CONTROL BOARD KIT | <table border="1"> <thead> <tr> <th>Code</th> <th>Description</th> <th>Qty</th> <th>UOM</th> </tr> </thead> <tbody> <tr> <td>CE2007A0</td> <td>4PM-MINIFIT 4PF 100mm MICROFIT CABLE</td> <td>1.000</td> <td>PC</td> </tr> <tr> <td>PE1057A2</td> <td>MM PLUS CAPACITIVE CONTROL PANEL</td> <td>1.000</td> <td>PC</td> </tr> <tr> <td>VI1074A0</td> <td>4X16 SCREW FOR PLASTIC</td> <td>2.000</td> <td>PC</td> </tr> <tr> <td>VM2295A1</td> <td>MIND.MAPS TOUCH CONTROL STYLUS</td> <td>1.000</td> <td>PC</td> </tr> <tr> <td>VP1067A0</td> <td>MM CONTROL BOARD RETROFIT SPACER</td> <td>1.000</td> <td>PC</td> </tr> <tr> <td>VP1078A0</td> <td>MM CONTROL BOARD RETROFIT FRAME</td> <td>1.000</td> <td>PC</td> </tr> </tbody> </table> | Code | Description | Qty | UOM | CE2007A0 | 4PM-MINIFIT 4PF 100mm MICROFIT CABLE | 1.000 | PC | PE1057A2 | MM PLUS CAPACITIVE CONTROL PANEL | 1.000 | PC | VI1074A0 | 4X16 SCREW FOR PLASTIC | 2.000 | PC | VM2295A1 | MIND.MAPS TOUCH CONTROL STYLUS | 1.000 | PC | VP1067A0 | MM CONTROL BOARD RETROFIT SPACER | 1.000 | PC | VP1078A0 | MM CONTROL BOARD RETROFIT FRAME | 1.000 | PC |
| Code | Description | Qty | UOM | | | | | | | | | | | | | | | | | | | | | | | | | | | | | | |
| CE2007A0 | 4PM-MINIFIT 4PF 100mm MICROFIT CABLE | 1.000 | PC | | | | | | | | | | | | | | | | | | | | | | | | | | | | | | |
| PE1057A2 | MM PLUS CAPACITIVE CONTROL PANEL | 1.000 | PC | | | | | | | | | | | | | | | | | | | | | | | | | | | | | | |
| VI1074A0 | 4X16 SCREW FOR PLASTIC | 2.000 | PC | | | | | | | | | | | | | | | | | | | | | | | | | | | | | | |
| VM2295A1 | MIND.MAPS TOUCH CONTROL STYLUS | 1.000 | PC | | | | | | | | | | | | | | | | | | | | | | | | | | | | | | |
| VP1067A0 | MM CONTROL BOARD RETROFIT SPACER | 1.000 | PC | | | | | | | | | | | | | | | | | | | | | | | | | | | | | | |
| VP1078A0 | MM CONTROL BOARD RETROFIT FRAME | 1.000 | PC | | | | | | | | | | | | | | | | | | | | | | | | | | | | | | |


| COMPONENT | | | SPARE PART | | | | | | | | | | | | | | | | | | | | | | |
|-----------|--------------------------------------|---|------------|---------------------------------------|--|------|-------------|-----|-----|----------|---------------------------------|--------|----|----------|-------------------------------------|-------|----|----------|--------------------------------------|-------|----|----------|----------------------------|-------|----|
| Code | Description | Image | Code | Description | Kit components | | | | | | | | | | | | | | | | | | | | |
| PE1059A | MM USB-RESET SUPPORT |  | KPE1059A | MM USB-RESET SUPPORT KIT | <table border="1"> <thead> <tr> <th>Code</th> <th>Description</th> <th>Qty</th> <th>UOM</th> </tr> </thead> <tbody> <tr> <td>PE1059A0</td> <td>MM USB-RESET SUPPORT</td> <td>1.000</td> <td>PC</td> </tr> <tr> <td>VI1220A1</td> <td>4,2x12 TCB SELF-TAPPING SCREW</td> <td>2.000</td> <td>PC</td> </tr> </tbody> </table> | Code | Description | Qty | UOM | PE1059A0 | MM USB-RESET SUPPORT | 1.000 | PC | VI1220A1 | 4,2x12 TCB SELF-TAPPING SCREW | 2.000 | PC | | | | | | | | |
| Code | Description | Qty | UOM | | | | | | | | | | | | | | | | | | | | | | |
| PE1059A0 | MM USB-RESET SUPPORT | 1.000 | PC | | | | | | | | | | | | | | | | | | | | | | |
| VI1220A1 | 4,2x12 TCB SELF-TAPPING SCREW | 2.000 | PC | | | | | | | | | | | | | | | | | | | | | | |
| VI1034A | STAINLESS STEEL WASHER 8.4x16x1 |  | KVI1034A | STAINLESS STEEL WASHER 10 PCS KIT | <table border="1"> <thead> <tr> <th>Code</th> <th>Description</th> <th>Qty</th> <th>UOM</th> </tr> </thead> <tbody> <tr> <td>VI1034A0</td> <td>STAINLESS STEEL WASHER 8.4x16x1</td> <td>10.000</td> <td>PC</td> </tr> </tbody> </table> | Code | Description | Qty | UOM | VI1034A0 | STAINLESS STEEL WASHER 8.4x16x1 | 10.000 | PC | | | | | | | | | | | | |
| Code | Description | Qty | UOM | | | | | | | | | | | | | | | | | | | | | | |
| VI1034A0 | STAINLESS STEEL WASHER 8.4x16x1 | 10.000 | PC | | | | | | | | | | | | | | | | | | | | | | |
| VM2410A | PLATE TO STOP EXTRUDED LED BAR |  | KVM2410A | PLATE TO STOP EXTRUDED LED BAR 2P KIT | <table border="1"> <thead> <tr> <th>Code</th> <th>Description</th> <th>Qty</th> <th>UOM</th> </tr> </thead> <tbody> <tr> <td>OB1190A0</td> <td>PLATE TO STOP EXTRUDED LED BAR</td> <td>2.000</td> <td>PC</td> </tr> <tr> <td>VM2410A0</td> <td>PLATE TO STOP EXTRUDED LED BAR</td> <td>2.000</td> <td>PC</td> </tr> </tbody> </table> | Code | Description | Qty | UOM | OB1190A0 | PLATE TO STOP EXTRUDED LED BAR | 2.000 | PC | VM2410A0 | PLATE TO STOP EXTRUDED LED BAR | 2.000 | PC | | | | | | | | |
| Code | Description | Qty | UOM | | | | | | | | | | | | | | | | | | | | | | |
| OB1190A0 | PLATE TO STOP EXTRUDED LED BAR | 2.000 | PC | | | | | | | | | | | | | | | | | | | | | | |
| VM2410A0 | PLATE TO STOP EXTRUDED LED BAR | 2.000 | PC | | | | | | | | | | | | | | | | | | | | | | |
| VT1292A | XEBC-10EU-E EXTERNAL GLASS |  | KVT1292A | 10EU-10FS-1021 EXTERNAL GLASS KIT | <table border="1"> <thead> <tr> <th>Code</th> <th>Description</th> <th>Qty</th> <th>UOM</th> </tr> </thead> <tbody> <tr> <td>OB1173A0</td> <td>EXT. GLASS SUPPORT PROFILE</td> <td>2.000</td> <td>PC</td> </tr> <tr> <td>SL1229A0</td> <td>BAKER EXTERNAL GLASS UPPER SILICONE</td> <td>1.000</td> <td>PC</td> </tr> <tr> <td>SL1232A0</td> <td>10EU EXTERNAL GLASS LATERAL SILICONE</td> <td>4.000</td> <td>PC</td> </tr> <tr> <td>VT1292A0</td> <td>XEBC-10EU-E EXTERNAL GLASS</td> <td>1.000</td> <td>PC</td> </tr> </tbody> </table> | Code | Description | Qty | UOM | OB1173A0 | EXT. GLASS SUPPORT PROFILE | 2.000 | PC | SL1229A0 | BAKER EXTERNAL GLASS UPPER SILICONE | 1.000 | PC | SL1232A0 | 10EU EXTERNAL GLASS LATERAL SILICONE | 4.000 | PC | VT1292A0 | XEBC-10EU-E EXTERNAL GLASS | 1.000 | PC |
| Code | Description | Qty | UOM | | | | | | | | | | | | | | | | | | | | | | |
| OB1173A0 | EXT. GLASS SUPPORT PROFILE | 2.000 | PC | | | | | | | | | | | | | | | | | | | | | | |
| SL1229A0 | BAKER EXTERNAL GLASS UPPER SILICONE | 1.000 | PC | | | | | | | | | | | | | | | | | | | | | | |
| SL1232A0 | 10EU EXTERNAL GLASS LATERAL SILICONE | 4.000 | PC | | | | | | | | | | | | | | | | | | | | | | |
| VT1292A0 | XEBC-10EU-E EXTERNAL GLASS | 1.000 | PC | | | | | | | | | | | | | | | | | | | | | | |
| | | | KDR1278B | BT-10EU -M EXTERNAL DOOR | <table border="1"> <thead> <tr> <th>Code</th> <th>Description</th> <th>Qty</th> <th>UOM</th> </tr> </thead> <tbody> <tr> <td>OB1126B0</td> <td>860mm DOOR LOWER BEAM</td> <td>1.000</td> <td>PC</td> </tr> <tr> <td>OB1173A0</td> <td>EXT. GLASS SUPPORT PROFILE</td> <td>2.000</td> <td>PC</td> </tr> </tbody> </table> | Code | Description | Qty | UOM | OB1126B0 | 860mm DOOR LOWER BEAM | 1.000 | PC | OB1173A0 | EXT. GLASS SUPPORT PROFILE | 2.000 | PC | | | | | | | | |
| Code | Description | Qty | UOM | | | | | | | | | | | | | | | | | | | | | | |
| OB1126B0 | 860mm DOOR LOWER BEAM | 1.000 | PC | | | | | | | | | | | | | | | | | | | | | | |
| OB1173A0 | EXT. GLASS SUPPORT PROFILE | 2.000 | PC | | | | | | | | | | | | | | | | | | | | | | |




| COMPONENT | | | SPARE PART | | | | | |
|-----------|-------------------------------|---|------------|-----------------------------|----------------|--|------------|------------|
| Code | Description | Image | Code | Description | Kit components | | | |
| VT1292A | XEBC-10EU-E EXTERNAL GLASS |  | KDR1278B | BT-10EU -M EXTERNAL DOOR | Code | Description | Qty | UOM |
| | | | | | 0B1218B0 | 860MM DOUBLE GLASS DOOR UPPER BEAM | 1.000 | PC |
| | | | | | 0B1219A1 | MM DOUBLE GLASS DOOR INT UPPER BEAM 860 | 1.000 | PC |
| | | | | | 0B1220A0 | XEBC-10E LEFT - RIGHT EXT DOOR COLUMN | 1.000 | PC |
| | | | | | 0B1221A2 | LEFT 10EU-FS-21 RIGHT INT DOOR COLUMN | 1.000 | PC |
| | | | | | 0B1222B1 | LEFT 10EU-FS-21 DOOR LEFT EXT COLUMN | 1.000 | PC |
| | | | | | 0B1223A2 | LEFT 10EU-FS-21 LEFT INT DOOR COLUMN | 1.000 | PC |
| | | | | | CE1052A1 | MM USB-CONTRO L PANEL CONNECTING CABLE | 1.000 | PC |
| | | | | | CE1053B0 | MM MICROFIT LED BAR POWER SUPPLY CABL | 1.000 | PC |
| | | | | | CE1097A0 | 4M SIHF 4 POLES MICROFIT CANBUS | 1.000 | PC |
| | | | | | CE1285A0 | EMI ROUND FERRITE MOD.26438015 02 | 2.000 | PC |
| | | | | | LP1022A0 | 6 SERIES L600 LED LIGHT BAR - E903 | 1.000 | PC |
| | | | | | LP1028A0 | L=903 S6 NO LED LIGHT BAR COVER | 1.000 | PC |
| | | | | | MG1099A1 | MM COMPLETE HANDLE | 1.000 | PC |
| | | | | | RC1200A0 | ED=4 WIRE D=0.5 H24 COMPRESSIO N SPRING | 4.000 | PC |


| COMPONENT | | | SPARE PART | | | | | | | | | | | | | | | | | | | | | | | | | | | | | | | | | | | | | | | | | | | | | | | | | | | | | | | | | | | | | | | | | | | | | | | | | | |
|-----------|--|---|------------|-----------------------------|--|------|-------------|-----|-----|----------|--|--------|----|----------|--|-------|----|----------|--|-------|----|----------|--|-------|----|----------|------------------------------------|-------|----|----------|--------------------------------------|--------|----|----------|---------------------------------|--------|----|----------|-------------|--------|----|----------|---|--------|----|----------|----------------------------------|-------|----|----------|------------------------------------|-------|----|----------|--|-------|----|----------|-------------------------|-------|----|----------|---------------------------|-------|----|----------|--------------------|-------|----|----------|-------------------|-------|----|----------|-----------------------------------|-------|----|
| Code | Description | Image | Code | Description | Kit components | | | | | | | | | | | | | | | | | | | | | | | | | | | | | | | | | | | | | | | | | | | | | | | | | | | | | | | | | | | | | | | | | | | | | | | | |
| VT1292A | XEBC-10EU-E EXTERNAL GLASS |  | KDR1278B | BT-10EU -M EXTERNAL DOOR | <table border="1"> <thead> <tr> <th>Code</th> <th>Description</th> <th>Qty</th> <th>UOM</th> </tr> </thead> <tbody> <tr> <td>SL1170A1</td> <td>S57 BLACK SILICON - 310ml CARTRIDGE</td> <td>52.000</td> <td>ML</td> </tr> <tr> <td>SL1229A0</td> <td>BAKER EXTERNAL GLASS UPPER SILICONE</td> <td>1.000</td> <td>PC</td> </tr> <tr> <td>SL1232A0</td> <td>10EU EXTERNAL GLASS LATERAL SILICONE</td> <td>4.000</td> <td>PC</td> </tr> <tr> <td>VE1030A1</td> <td>MAGNET FOR DOOR MICROSWITC H D=22,9mm</td> <td>1.000</td> <td>PC</td> </tr> <tr> <td>VI1103A0</td> <td>40X12 TBSP SCREW FOR PLASTIC</td> <td>2.000</td> <td>PC</td> </tr> <tr> <td>VI1220A1</td> <td>4,2x12 TCB SELF-TAPPIN G SCREW</td> <td>30.000</td> <td>PC</td> </tr> <tr> <td>VI1930A1</td> <td>5x20 ST. STEEL CHIP SCREW</td> <td>16.000</td> <td>PC</td> </tr> <tr> <td>VI1996A0</td> <td>M5x35 SCREW</td> <td>13.000</td> <td>PC</td> </tr> <tr> <td>VI2070A0</td> <td>SHEETTRACS TCB+ 40x8 SELF-THREAD SCREW</td> <td>10.000</td> <td>PC</td> </tr> <tr> <td>VM1630A1</td> <td>INTERNAL GLASS PUSHING CAP</td> <td>5.000</td> <td>PC</td> </tr> <tr> <td>VM1631A0</td> <td>PLUS INNER GLASS PUSHING CAP</td> <td>5.000</td> <td>PC</td> </tr> <tr> <td>VM2267A0</td> <td>INTERNAL GLASS LOCKING SYSTEM SLIDER</td> <td>2.000</td> <td>PC</td> </tr> <tr> <td>VM2268A0</td> <td>DOOR MAGNET COVER</td> <td>2.000</td> <td>PC</td> </tr> <tr> <td>VM2269B0</td> <td>INNER GLASS FIXING CAP</td> <td>2.000</td> <td>PC</td> </tr> <tr> <td>VM2274A0</td> <td>GROOVED BUSHING</td> <td>1.000</td> <td>PC</td> </tr> <tr> <td>VM2275A0</td> <td>SMOOTH BUSHING</td> <td>1.000</td> <td>PC</td> </tr> <tr> <td>VM2285B0</td> <td>860 SERIES DRIP PROFILE KIT</td> <td>1.000</td> <td>PC</td> </tr> </tbody> </table> | Code | Description | Qty | UOM | SL1170A1 | S57 BLACK SILICON - 310ml CARTRIDGE | 52.000 | ML | SL1229A0 | BAKER EXTERNAL GLASS UPPER SILICONE | 1.000 | PC | SL1232A0 | 10EU EXTERNAL GLASS LATERAL SILICONE | 4.000 | PC | VE1030A1 | MAGNET FOR DOOR MICROSWITC H D=22,9mm | 1.000 | PC | VI1103A0 | 40X12 TBSP SCREW FOR PLASTIC | 2.000 | PC | VI1220A1 | 4,2x12 TCB SELF-TAPPIN G SCREW | 30.000 | PC | VI1930A1 | 5x20 ST. STEEL CHIP SCREW | 16.000 | PC | VI1996A0 | M5x35 SCREW | 13.000 | PC | VI2070A0 | SHEETTRACS TCB+ 40x8 SELF-THREAD SCREW | 10.000 | PC | VM1630A1 | INTERNAL GLASS PUSHING CAP | 5.000 | PC | VM1631A0 | PLUS INNER GLASS PUSHING CAP | 5.000 | PC | VM2267A0 | INTERNAL GLASS LOCKING SYSTEM SLIDER | 2.000 | PC | VM2268A0 | DOOR MAGNET COVER | 2.000 | PC | VM2269B0 | INNER GLASS FIXING CAP | 2.000 | PC | VM2274A0 | GROOVED BUSHING | 1.000 | PC | VM2275A0 | SMOOTH BUSHING | 1.000 | PC | VM2285B0 | 860 SERIES DRIP PROFILE KIT | 1.000 | PC |
| Code | Description | Qty | UOM | | | | | | | | | | | | | | | | | | | | | | | | | | | | | | | | | | | | | | | | | | | | | | | | | | | | | | | | | | | | | | | | | | | | | | | | | | |
| SL1170A1 | S57 BLACK SILICON - 310ml CARTRIDGE | 52.000 | ML | | | | | | | | | | | | | | | | | | | | | | | | | | | | | | | | | | | | | | | | | | | | | | | | | | | | | | | | | | | | | | | | | | | | | | | | | | |
| SL1229A0 | BAKER EXTERNAL GLASS UPPER SILICONE | 1.000 | PC | | | | | | | | | | | | | | | | | | | | | | | | | | | | | | | | | | | | | | | | | | | | | | | | | | | | | | | | | | | | | | | | | | | | | | | | | | |
| SL1232A0 | 10EU EXTERNAL GLASS LATERAL SILICONE | 4.000 | PC | | | | | | | | | | | | | | | | | | | | | | | | | | | | | | | | | | | | | | | | | | | | | | | | | | | | | | | | | | | | | | | | | | | | | | | | | | |
| VE1030A1 | MAGNET FOR DOOR MICROSWITC H D=22,9mm | 1.000 | PC | | | | | | | | | | | | | | | | | | | | | | | | | | | | | | | | | | | | | | | | | | | | | | | | | | | | | | | | | | | | | | | | | | | | | | | | | | |
| VI1103A0 | 40X12 TBSP SCREW FOR PLASTIC | 2.000 | PC | | | | | | | | | | | | | | | | | | | | | | | | | | | | | | | | | | | | | | | | | | | | | | | | | | | | | | | | | | | | | | | | | | | | | | | | | | |
| VI1220A1 | 4,2x12 TCB SELF-TAPPIN G SCREW | 30.000 | PC | | | | | | | | | | | | | | | | | | | | | | | | | | | | | | | | | | | | | | | | | | | | | | | | | | | | | | | | | | | | | | | | | | | | | | | | | | |
| VI1930A1 | 5x20 ST. STEEL CHIP SCREW | 16.000 | PC | | | | | | | | | | | | | | | | | | | | | | | | | | | | | | | | | | | | | | | | | | | | | | | | | | | | | | | | | | | | | | | | | | | | | | | | | | |
| VI1996A0 | M5x35 SCREW | 13.000 | PC | | | | | | | | | | | | | | | | | | | | | | | | | | | | | | | | | | | | | | | | | | | | | | | | | | | | | | | | | | | | | | | | | | | | | | | | | | |
| VI2070A0 | SHEETTRACS TCB+ 40x8 SELF-THREAD SCREW | 10.000 | PC | | | | | | | | | | | | | | | | | | | | | | | | | | | | | | | | | | | | | | | | | | | | | | | | | | | | | | | | | | | | | | | | | | | | | | | | | | |
| VM1630A1 | INTERNAL GLASS PUSHING CAP | 5.000 | PC | | | | | | | | | | | | | | | | | | | | | | | | | | | | | | | | | | | | | | | | | | | | | | | | | | | | | | | | | | | | | | | | | | | | | | | | | | |
| VM1631A0 | PLUS INNER GLASS PUSHING CAP | 5.000 | PC | | | | | | | | | | | | | | | | | | | | | | | | | | | | | | | | | | | | | | | | | | | | | | | | | | | | | | | | | | | | | | | | | | | | | | | | | | |
| VM2267A0 | INTERNAL GLASS LOCKING SYSTEM SLIDER | 2.000 | PC | | | | | | | | | | | | | | | | | | | | | | | | | | | | | | | | | | | | | | | | | | | | | | | | | | | | | | | | | | | | | | | | | | | | | | | | | | |
| VM2268A0 | DOOR MAGNET COVER | 2.000 | PC | | | | | | | | | | | | | | | | | | | | | | | | | | | | | | | | | | | | | | | | | | | | | | | | | | | | | | | | | | | | | | | | | | | | | | | | | | |
| VM2269B0 | INNER GLASS FIXING CAP | 2.000 | PC | | | | | | | | | | | | | | | | | | | | | | | | | | | | | | | | | | | | | | | | | | | | | | | | | | | | | | | | | | | | | | | | | | | | | | | | | | |
| VM2274A0 | GROOVED BUSHING | 1.000 | PC | | | | | | | | | | | | | | | | | | | | | | | | | | | | | | | | | | | | | | | | | | | | | | | | | | | | | | | | | | | | | | | | | | | | | | | | | | |
| VM2275A0 | SMOOTH BUSHING | 1.000 | PC | | | | | | | | | | | | | | | | | | | | | | | | | | | | | | | | | | | | | | | | | | | | | | | | | | | | | | | | | | | | | | | | | | | | | | | | | | |
| VM2285B0 | 860 SERIES DRIP PROFILE KIT | 1.000 | PC | | | | | | | | | | | | | | | | | | | | | | | | | | | | | | | | | | | | | | | | | | | | | | | | | | | | | | | | | | | | | | | | | | | | | | | | | | |




| COMPONENT | | | SPARE PART | | | | | | | | | | | | | | | | | | | | | | | | | | | | | | | | | | | | | | | | | | | | | | | | | | | | | | | | | | | | | | | | | | | | | | | | | | | | | |
|-----------|--|---|------------|-----------------------------|---|------|-------------|-----|-----|----------|--------------------------------------|--------|----|----------|-------------------------------------|-------|----|----------|------------------------|-------|----|----------|---------------------------------|-------|----|----------|------------------------------------|-------|----|----------|------------------------------------|-------|----|----------|-----------------------------------|-------|----|----------|---|-------|----|----------|---|-------|----|----------|---|-------|----|----------|--|-------|----|----------|--|-------|----|----------|----------------------------------|-------|----|----------|--------------------------|---|------|-------------|-----|-----|----------|------------------------------------|-------|----|----------|----------------------------------|-------|----|----------|---|-------|----|
| Code | Description | Image | Code | Description | Kit components | | | | | | | | | | | | | | | | | | | | | | | | | | | | | | | | | | | | | | | | | | | | | | | | | | | | | | | | | | | | | | | | | | | | | | | | | | | |
| VT1292A | XEBC-10EU-E EXTERNAL GLASS |  | KDR1278B | BT-10EU -M EXTERNAL DOOR | <table border="1"> <thead> <tr> <th>Code</th> <th>Description</th> <th>Qty</th> <th>UOM</th> </tr> </thead> <tbody> <tr> <td>VM2305A0</td> <td>MM SERIES DOOR CAP FIXING PAWL</td> <td>14.000</td> <td>PC</td> </tr> <tr> <td>VM2313A0</td> <td>MM DRIP TRAY RIGHT DRAIN PIPE</td> <td>1.000</td> <td>PC</td> </tr> <tr> <td>VM2314A0</td> <td>MM DRIP PROFILE CAP</td> <td>1.000</td> <td>PC</td> </tr> <tr> <td>VM2315B0</td> <td>S6 INTERNAL GLASS SUPPORT</td> <td>5.000</td> <td>PC</td> </tr> <tr> <td>VM2383B0</td> <td>MM LEFT DOOR UPPER RIGHT CAP</td> <td>1.000</td> <td>PC</td> </tr> <tr> <td>VM2384B0</td> <td>MM LEFT DOOR RIGHT LOWER CAP</td> <td>1.000</td> <td>PC</td> </tr> <tr> <td>VM2385B0</td> <td>MM LEFT DOOR UPPER LEFT CAP</td> <td>1.000</td> <td>PC</td> </tr> <tr> <td>VM2386B0</td> <td>MM -M LEFT DOOR LEFT LOWER CAP KI</td> <td>1.000</td> <td>PC</td> </tr> <tr> <td>VM2410A0</td> <td>PLATE TO STOP EXTRUDED LED BAR</td> <td>4.000</td> <td>PC</td> </tr> <tr> <td>VM2505B1</td> <td>MM PLUS INTERNAL GLASS SUPPORT</td> <td>5.000</td> <td>PC</td> </tr> <tr> <td>VP1080A0</td> <td>UPPER HINGE CAP FOR LOWER INNER GLASS</td> <td>1.000</td> <td>PC</td> </tr> <tr> <td>VP1081A0</td> <td>UPPER HINGE CAP FOR UPPER INNER GLASS</td> <td>1.000</td> <td>PC</td> </tr> <tr> <td>VT1292A0</td> <td>XEBC-10EU-E EXTERNAL GLASS</td> <td>1.000</td> <td>PC</td> </tr> </tbody> </table> | Code | Description | Qty | UOM | VM2305A0 | MM SERIES DOOR CAP FIXING PAWL | 14.000 | PC | VM2313A0 | MM DRIP TRAY RIGHT DRAIN PIPE | 1.000 | PC | VM2314A0 | MM DRIP PROFILE CAP | 1.000 | PC | VM2315B0 | S6 INTERNAL GLASS SUPPORT | 5.000 | PC | VM2383B0 | MM LEFT DOOR UPPER RIGHT CAP | 1.000 | PC | VM2384B0 | MM LEFT DOOR RIGHT LOWER CAP | 1.000 | PC | VM2385B0 | MM LEFT DOOR UPPER LEFT CAP | 1.000 | PC | VM2386B0 | MM -M LEFT DOOR LEFT LOWER CAP KI | 1.000 | PC | VM2410A0 | PLATE TO STOP EXTRUDED LED BAR | 4.000 | PC | VM2505B1 | MM PLUS INTERNAL GLASS SUPPORT | 5.000 | PC | VP1080A0 | UPPER HINGE CAP FOR LOWER INNER GLASS | 1.000 | PC | VP1081A0 | UPPER HINGE CAP FOR UPPER INNER GLASS | 1.000 | PC | VT1292A0 | XEBC-10EU-E EXTERNAL GLASS | 1.000 | PC | KDR1278A | BT-10EU EXTERNAL DOOR | <table border="1"> <thead> <tr> <th>Code</th> <th>Description</th> <th>Qty</th> <th>UOM</th> </tr> </thead> <tbody> <tr> <td>0B1126A1</td> <td>860mm DOOR LOWER FRAME SHAPE</td> <td>1.000</td> <td>PC</td> </tr> <tr> <td>0B1173A0</td> <td>EXT. GLASS SUPPORT PROFILE</td> <td>2.000</td> <td>PC</td> </tr> <tr> <td>0B1218A1</td> <td>860MM DOUBLE GLASS DOOR UPPER BEAM</td> <td>1.000</td> <td>PC</td> </tr> </tbody> </table> | Code | Description | Qty | UOM | 0B1126A1 | 860mm DOOR LOWER FRAME SHAPE | 1.000 | PC | 0B1173A0 | EXT. GLASS SUPPORT PROFILE | 2.000 | PC | 0B1218A1 | 860MM DOUBLE GLASS DOOR UPPER BEAM | 1.000 | PC |
| | | | Code | Description | Qty | UOM | | | | | | | | | | | | | | | | | | | | | | | | | | | | | | | | | | | | | | | | | | | | | | | | | | | | | | | | | | | | | | | | | | | | | | | | | | |
| VM2305A0 | MM SERIES DOOR CAP FIXING PAWL | 14.000 | PC | | | | | | | | | | | | | | | | | | | | | | | | | | | | | | | | | | | | | | | | | | | | | | | | | | | | | | | | | | | | | | | | | | | | | | | | | | | | | |
| VM2313A0 | MM DRIP TRAY RIGHT DRAIN PIPE | 1.000 | PC | | | | | | | | | | | | | | | | | | | | | | | | | | | | | | | | | | | | | | | | | | | | | | | | | | | | | | | | | | | | | | | | | | | | | | | | | | | | | |
| VM2314A0 | MM DRIP PROFILE CAP | 1.000 | PC | | | | | | | | | | | | | | | | | | | | | | | | | | | | | | | | | | | | | | | | | | | | | | | | | | | | | | | | | | | | | | | | | | | | | | | | | | | | | |
| VM2315B0 | S6 INTERNAL GLASS SUPPORT | 5.000 | PC | | | | | | | | | | | | | | | | | | | | | | | | | | | | | | | | | | | | | | | | | | | | | | | | | | | | | | | | | | | | | | | | | | | | | | | | | | | | | |
| VM2383B0 | MM LEFT DOOR UPPER RIGHT CAP | 1.000 | PC | | | | | | | | | | | | | | | | | | | | | | | | | | | | | | | | | | | | | | | | | | | | | | | | | | | | | | | | | | | | | | | | | | | | | | | | | | | | | |
| VM2384B0 | MM LEFT DOOR RIGHT LOWER CAP | 1.000 | PC | | | | | | | | | | | | | | | | | | | | | | | | | | | | | | | | | | | | | | | | | | | | | | | | | | | | | | | | | | | | | | | | | | | | | | | | | | | | | |
| VM2385B0 | MM LEFT DOOR UPPER LEFT CAP | 1.000 | PC | | | | | | | | | | | | | | | | | | | | | | | | | | | | | | | | | | | | | | | | | | | | | | | | | | | | | | | | | | | | | | | | | | | | | | | | | | | | | |
| VM2386B0 | MM -M LEFT DOOR LEFT LOWER CAP KI | 1.000 | PC | | | | | | | | | | | | | | | | | | | | | | | | | | | | | | | | | | | | | | | | | | | | | | | | | | | | | | | | | | | | | | | | | | | | | | | | | | | | | |
| VM2410A0 | PLATE TO STOP EXTRUDED LED BAR | 4.000 | PC | | | | | | | | | | | | | | | | | | | | | | | | | | | | | | | | | | | | | | | | | | | | | | | | | | | | | | | | | | | | | | | | | | | | | | | | | | | | | |
| VM2505B1 | MM PLUS INTERNAL GLASS SUPPORT | 5.000 | PC | | | | | | | | | | | | | | | | | | | | | | | | | | | | | | | | | | | | | | | | | | | | | | | | | | | | | | | | | | | | | | | | | | | | | | | | | | | | | |
| VP1080A0 | UPPER HINGE CAP FOR LOWER INNER GLASS | 1.000 | PC | | | | | | | | | | | | | | | | | | | | | | | | | | | | | | | | | | | | | | | | | | | | | | | | | | | | | | | | | | | | | | | | | | | | | | | | | | | | | |
| VP1081A0 | UPPER HINGE CAP FOR UPPER INNER GLASS | 1.000 | PC | | | | | | | | | | | | | | | | | | | | | | | | | | | | | | | | | | | | | | | | | | | | | | | | | | | | | | | | | | | | | | | | | | | | | | | | | | | | | |
| VT1292A0 | XEBC-10EU-E EXTERNAL GLASS | 1.000 | PC | | | | | | | | | | | | | | | | | | | | | | | | | | | | | | | | | | | | | | | | | | | | | | | | | | | | | | | | | | | | | | | | | | | | | | | | | | | | | |
| Code | Description | Qty | UOM | | | | | | | | | | | | | | | | | | | | | | | | | | | | | | | | | | | | | | | | | | | | | | | | | | | | | | | | | | | | | | | | | | | | | | | | | | | | | |
| 0B1126A1 | 860mm DOOR LOWER FRAME SHAPE | 1.000 | PC | | | | | | | | | | | | | | | | | | | | | | | | | | | | | | | | | | | | | | | | | | | | | | | | | | | | | | | | | | | | | | | | | | | | | | | | | | | | | |
| 0B1173A0 | EXT. GLASS SUPPORT PROFILE | 2.000 | PC | | | | | | | | | | | | | | | | | | | | | | | | | | | | | | | | | | | | | | | | | | | | | | | | | | | | | | | | | | | | | | | | | | | | | | | | | | | | | |
| 0B1218A1 | 860MM DOUBLE GLASS DOOR UPPER BEAM | 1.000 | PC | | | | | | | | | | | | | | | | | | | | | | | | | | | | | | | | | | | | | | | | | | | | | | | | | | | | | | | | | | | | | | | | | | | | | | | | | | | | | |




| COMPONENT | | | SPARE PART | | | | | | | | | | | | | | | | | | | | | | | | | | | | | | | | | | | | | | | | | | | | | | | | | | | | | | | | | | | | | | |
|-----------|--|---|------------|--------------------------|--|--|-------------|-----|-----|----------|--|-------|----|----------|--|-------|----|----------|---|-------|----|----------|---|-------|----|----------|--|-------|----|----------|--|-------|----|----------|--|-------|----|----------|--|-------|----|----------|---|-------|----|----------|--|-------|----|----------|--|-------|----|----------|---------------------------------------|-------|----|----------|--------------------------|-------|----|----------|--|-------|----|
| Code | Description | Image | Code | Description | Kit components | | | | | | | | | | | | | | | | | | | | | | | | | | | | | | | | | | | | | | | | | | | | | | | | | | | | | | | | | | | | |
| VT1292A | XEBC-10EU-E EXTERNAL GLASS |  | KDR1278A | BT-10EU EXTERNAL DOOR | <table border="1"> <thead> <tr> <th>Code</th> <th>Description</th> <th>Qty</th> <th>UOM</th> </tr> </thead> <tbody> <tr> <td>0B1219A1</td> <td>MM DOUBLE GLASS DOOR INT UPPER BEAM 860</td> <td>1.000</td> <td>PC</td> </tr> <tr> <td>0B1220A0</td> <td>XEBC-10E LEFT - RIGHT EXT DOOR COLUMN</td> <td>1.000</td> <td>PC</td> </tr> <tr> <td>0B1221A2</td> <td>LEFT 10EU-FS-21 RIGHT INT DOOR COLUM</td> <td>1.000</td> <td>PC</td> </tr> <tr> <td>0B1222B1</td> <td>LEFT 10EU-FS-21 DOOR LEFT EXT COLUMN</td> <td>1.000</td> <td>PC</td> </tr> <tr> <td>0B1223A2</td> <td>LEFT 10EU-FS-21 LEFT INT DOOR COLUM</td> <td>1.000</td> <td>PC</td> </tr> <tr> <td>CE1052A1</td> <td>MM USB-CONTRO L PANEL CONNECTING CABLE</td> <td>1.000</td> <td>PC</td> </tr> <tr> <td>CE1053B0</td> <td>MM MICROFIT LED BAR POWER SUPPLY CABL</td> <td>1.000</td> <td>PC</td> </tr> <tr> <td>CE1285A0</td> <td>EMI ROUND FERRITE MOD.26438015 02</td> <td>1.000</td> <td>PC</td> </tr> <tr> <td>CE1290A0</td> <td>EXTRACTABL E FEMALE TERMINAL CPF 5/4</td> <td>1.000</td> <td>PC</td> </tr> <tr> <td>CE1310A1</td> <td>POWER - CONTROL BOARD CONNECTING CABLE</td> <td>1.000</td> <td>PC</td> </tr> <tr> <td>LP1022A0</td> <td>6 SERIES L600 LED LIGHT BAR - E903</td> <td>1.000</td> <td>PC</td> </tr> <tr> <td>LP1028A0</td> <td>L=903 S6 NO LED LIGHT BAR COVER</td> <td>1.000</td> <td>PC</td> </tr> <tr> <td>MG1083A2</td> <td>MM COMPLETE HANDLE</td> <td>1.000</td> <td>PC</td> </tr> <tr> <td>RC1200A0</td> <td>ED=4 WIRE D=0.5 H24 COMPRESSIO N SPRING</td> <td>4.000</td> <td>PC</td> </tr> </tbody> </table> | Code | Description | Qty | UOM | 0B1219A1 | MM DOUBLE GLASS DOOR INT UPPER BEAM 860 | 1.000 | PC | 0B1220A0 | XEBC-10E LEFT - RIGHT EXT DOOR COLUMN | 1.000 | PC | 0B1221A2 | LEFT 10EU-FS-21 RIGHT INT DOOR COLUM | 1.000 | PC | 0B1222B1 | LEFT 10EU-FS-21 DOOR LEFT EXT COLUMN | 1.000 | PC | 0B1223A2 | LEFT 10EU-FS-21 LEFT INT DOOR COLUM | 1.000 | PC | CE1052A1 | MM USB-CONTRO L PANEL CONNECTING CABLE | 1.000 | PC | CE1053B0 | MM MICROFIT LED BAR POWER SUPPLY CABL | 1.000 | PC | CE1285A0 | EMI ROUND FERRITE MOD.26438015 02 | 1.000 | PC | CE1290A0 | EXTRACTABL E FEMALE TERMINAL CPF 5/4 | 1.000 | PC | CE1310A1 | POWER - CONTROL BOARD CONNECTING CABLE | 1.000 | PC | LP1022A0 | 6 SERIES L600 LED LIGHT BAR - E903 | 1.000 | PC | LP1028A0 | L=903 S6 NO LED LIGHT BAR COVER | 1.000 | PC | MG1083A2 | MM COMPLETE HANDLE | 1.000 | PC | RC1200A0 | ED=4 WIRE D=0.5 H24 COMPRESSIO N SPRING | 4.000 | PC |
| | | | | | Code | Description | Qty | UOM | | | | | | | | | | | | | | | | | | | | | | | | | | | | | | | | | | | | | | | | | | | | | | | | | | | | | | | | | |
| | | | | | 0B1219A1 | MM DOUBLE GLASS DOOR INT UPPER BEAM 860 | 1.000 | PC | | | | | | | | | | | | | | | | | | | | | | | | | | | | | | | | | | | | | | | | | | | | | | | | | | | | | | | | | |
| | | | | | 0B1220A0 | XEBC-10E LEFT - RIGHT EXT DOOR COLUMN | 1.000 | PC | | | | | | | | | | | | | | | | | | | | | | | | | | | | | | | | | | | | | | | | | | | | | | | | | | | | | | | | | |
| | | | | | 0B1221A2 | LEFT 10EU-FS-21 RIGHT INT DOOR COLUM | 1.000 | PC | | | | | | | | | | | | | | | | | | | | | | | | | | | | | | | | | | | | | | | | | | | | | | | | | | | | | | | | | |
| | | | | | 0B1222B1 | LEFT 10EU-FS-21 DOOR LEFT EXT COLUMN | 1.000 | PC | | | | | | | | | | | | | | | | | | | | | | | | | | | | | | | | | | | | | | | | | | | | | | | | | | | | | | | | | |
| | | | | | 0B1223A2 | LEFT 10EU-FS-21 LEFT INT DOOR COLUM | 1.000 | PC | | | | | | | | | | | | | | | | | | | | | | | | | | | | | | | | | | | | | | | | | | | | | | | | | | | | | | | | | |
| | | | | | CE1052A1 | MM USB-CONTRO L PANEL CONNECTING CABLE | 1.000 | PC | | | | | | | | | | | | | | | | | | | | | | | | | | | | | | | | | | | | | | | | | | | | | | | | | | | | | | | | | |
| | | | | | CE1053B0 | MM MICROFIT LED BAR POWER SUPPLY CABL | 1.000 | PC | | | | | | | | | | | | | | | | | | | | | | | | | | | | | | | | | | | | | | | | | | | | | | | | | | | | | | | | | |
| | | | | | CE1285A0 | EMI ROUND FERRITE MOD.26438015 02 | 1.000 | PC | | | | | | | | | | | | | | | | | | | | | | | | | | | | | | | | | | | | | | | | | | | | | | | | | | | | | | | | | |
| | | | | | CE1290A0 | EXTRACTABL E FEMALE TERMINAL CPF 5/4 | 1.000 | PC | | | | | | | | | | | | | | | | | | | | | | | | | | | | | | | | | | | | | | | | | | | | | | | | | | | | | | | | | |
| | | | | | CE1310A1 | POWER - CONTROL BOARD CONNECTING CABLE | 1.000 | PC | | | | | | | | | | | | | | | | | | | | | | | | | | | | | | | | | | | | | | | | | | | | | | | | | | | | | | | | | |
| | | | | | LP1022A0 | 6 SERIES L600 LED LIGHT BAR - E903 | 1.000 | PC | | | | | | | | | | | | | | | | | | | | | | | | | | | | | | | | | | | | | | | | | | | | | | | | | | | | | | | | | |
| | | | | | LP1028A0 | L=903 S6 NO LED LIGHT BAR COVER | 1.000 | PC | | | | | | | | | | | | | | | | | | | | | | | | | | | | | | | | | | | | | | | | | | | | | | | | | | | | | | | | | |
| MG1083A2 | MM COMPLETE HANDLE | 1.000 | PC | | | | | | | | | | | | | | | | | | | | | | | | | | | | | | | | | | | | | | | | | | | | | | | | | | | | | | | | | | | | | | |
| RC1200A0 | ED=4 WIRE D=0.5 H24 COMPRESSIO N SPRING | 4.000 | PC | | | | | | | | | | | | | | | | | | | | | | | | | | | | | | | | | | | | | | | | | | | | | | | | | | | | | | | | | | | | | | |


| COMPONENT | | | SPARE PART | | | | | |
|-----------|-------------------------------|---|------------|--------------------------|----------------|---|--------|-----|
| Code | Description | Image | Code | Description | Kit components | | | |
| VT1292A | XEBC-10EU-E EXTERNAL GLASS |  | KDR1278A | BT-10EU EXTERNAL DOOR | Code | Description | Qty | UOM |
| | | | | | VE1030A1 | MAGNET FOR DOOR MICROSWITC H D=22.9mm | 1.000 | PC |
| | | | | | VI1220A1 | 4.2x12 TOB SELF-TAPPIN G SCREW | 17.000 | PC |
| | | | | | VI1930A1 | 5x20 ST. STEEL CHIP SCREW | 16.000 | PC |
| | | | | | VI1960A1 | 4.2X9.5 CROSS ZN-NI SELF-THREADI NG SCREW | 10.000 | PC |
| | | | | | VI1996A0 | M5x35 SCREW | 13.000 | PC |
| | | | | | VM1630A1 | INTERNAL GLASS PUSHING CAP | 5.000 | PC |
| | | | | | VM1631A0 | PLUS INNER GLASS PUSHING CAP | 5.000 | PC |
| | | | | | VM2267A0 | INTERNAL GLASS LOCKING SYSTEM SLIDER | 2.000 | PC |
| | | | | | VM2268A0 | DOOR MAGNET COVER | 2.000 | PC |
| | | | | | VM2269A0 | INTERNAL GLASS LOCKING SYSTEM CAP | 2.000 | PC |
| | | | | | VM2274A0 | GROOVED BUSHING | 1.000 | PC |
| | | | | | VM2275A0 | SMOOTH BUSHING | 1.000 | PC |
| | | | | | VM2285A0 | 860 SERIES DRIP PROFILE | 1.000 | PC |
| | | | | | VM2305A0 | MM SERIES DOOR CAP FIXING PAWL | 14.000 | PC |
| | | | | | VM2312A0 | MM DRIP PROFILE DRAIN LEFT PIPE | 1.000 | PC |
| | | | | | VM2313A0 | MM DRIP TRAY RIGHT DRAIN PIPE | 1.000 | PC |
| | | | | | VM2314A0 | MM DRIP PROFILE CAP | 2.000 | PC |
| | | | | | VM2315A0 | MIND.Maps INTERNAL GLASS CAP SUPPORT | 5.000 | PC |




| COMPONENT | | | SPARE PART | | | | | | | | | | | | | | | | | | | | | | | | | | | | | | | | | | | | | | | | | | | | | | |
|-----------|--|--|------------|--------------------------|--|------|-------------|--------------------------|-------|----------|------------------------------------|---------------------------------------|-------|----------|------------------------------------|---------------------------------------|-------|----------|-----------------------------------|---|-------|----------|-----------------------------------|--|-------|----------|---|----------------------------------|-------|----------|------------------------------------|-------|----|----------|---|-------|----|----------|---------------------------------|-------|----|----------|--|-------|----|----------|----------------------------------|-------|----|
| Code | Description | Image | Code | Description | Kit components | | | | | | | | | | | | | | | | | | | | | | | | | | | | | | | | | | | | | | | | | | | | |
| VT1292A | XEBC-10EU-E EXTERNAL GLASS |  | KDR1278A | BT-10EU EXTERNAL DOOR | <table border="1"> <thead> <tr> <th>Code</th> <th>Description</th> <th>Qty</th> <th>UOM</th> </tr> </thead> <tbody> <tr> <td>VM2383A0</td> <td>MM LEFT DOOR RIGHT UPPER CAP</td> <td>1.000</td> <td>PC</td> </tr> <tr> <td>VM2384A0</td> <td>MM LEFT DOOR RIGHT LOWER CAP</td> <td>1.000</td> <td>PC</td> </tr> <tr> <td>VM2385A1</td> <td>LEFT MM DOOR UPPER LEFT CAP</td> <td>1.000</td> <td>PC</td> </tr> <tr> <td>VM2386A1</td> <td>LEFT MM DOOR LOWER LEFT CAP</td> <td>1.000</td> <td>PC</td> </tr> <tr> <td>VM2410A0</td> <td>PLATE TO STOP EXTRUDED LED BAR</td> <td>4.000</td> <td>PC</td> </tr> <tr> <td>VM2417A0</td> <td>PIN M10 DOOR CAP 6 SERIES MV</td> <td>1.000</td> <td>PC</td> </tr> <tr> <td>VM2505A0</td> <td>MM PLUS INTERNAL GLASS SUPPORT</td> <td>5.000</td> <td>PC</td> </tr> <tr> <td>VM2518A0</td> <td>BOARD COOLING FAN SUPPORT</td> <td>1.000</td> <td>PC</td> </tr> <tr> <td>VN1179A1</td> <td>CONTROL BOARD 40x40x20mm 12V COOLING FAN</td> <td>1.000</td> <td>PC</td> </tr> <tr> <td>VT1292A0</td> <td>XEBC-10EU-E EXTERNAL GLASS</td> <td>1.000</td> <td>PC</td> </tr> </tbody> </table> | Code | Description | Qty | UOM | VM2383A0 | MM LEFT DOOR RIGHT UPPER CAP | 1.000 | PC | VM2384A0 | MM LEFT DOOR RIGHT LOWER CAP | 1.000 | PC | VM2385A1 | LEFT MM DOOR UPPER LEFT CAP | 1.000 | PC | VM2386A1 | LEFT MM DOOR LOWER LEFT CAP | 1.000 | PC | VM2410A0 | PLATE TO STOP EXTRUDED LED BAR | 4.000 | PC | VM2417A0 | PIN M10 DOOR CAP 6 SERIES MV | 1.000 | PC | VM2505A0 | MM PLUS INTERNAL GLASS SUPPORT | 5.000 | PC | VM2518A0 | BOARD COOLING FAN SUPPORT | 1.000 | PC | VN1179A1 | CONTROL BOARD 40x40x20mm 12V COOLING FAN | 1.000 | PC | VT1292A0 | XEBC-10EU-E EXTERNAL GLASS | 1.000 | PC |
| | | | Code | Description | Qty | UOM | | | | | | | | | | | | | | | | | | | | | | | | | | | | | | | | | | | | | | | | | | | |
| VM2383A0 | MM LEFT DOOR RIGHT UPPER CAP | 1.000 | PC | | | | | | | | | | | | | | | | | | | | | | | | | | | | | | | | | | | | | | | | | | | | | | |
| VM2384A0 | MM LEFT DOOR RIGHT LOWER CAP | 1.000 | PC | | | | | | | | | | | | | | | | | | | | | | | | | | | | | | | | | | | | | | | | | | | | | | |
| VM2385A1 | LEFT MM DOOR UPPER LEFT CAP | 1.000 | PC | | | | | | | | | | | | | | | | | | | | | | | | | | | | | | | | | | | | | | | | | | | | | | |
| VM2386A1 | LEFT MM DOOR LOWER LEFT CAP | 1.000 | PC | | | | | | | | | | | | | | | | | | | | | | | | | | | | | | | | | | | | | | | | | | | | | | |
| VM2410A0 | PLATE TO STOP EXTRUDED LED BAR | 4.000 | PC | | | | | | | | | | | | | | | | | | | | | | | | | | | | | | | | | | | | | | | | | | | | | | |
| VM2417A0 | PIN M10 DOOR CAP 6 SERIES MV | 1.000 | PC | | | | | | | | | | | | | | | | | | | | | | | | | | | | | | | | | | | | | | | | | | | | | | |
| VM2505A0 | MM PLUS INTERNAL GLASS SUPPORT | 5.000 | PC | | | | | | | | | | | | | | | | | | | | | | | | | | | | | | | | | | | | | | | | | | | | | | |
| VM2518A0 | BOARD COOLING FAN SUPPORT | 1.000 | PC | | | | | | | | | | | | | | | | | | | | | | | | | | | | | | | | | | | | | | | | | | | | | | |
| VN1179A1 | CONTROL BOARD 40x40x20mm 12V COOLING FAN | 1.000 | PC | | | | | | | | | | | | | | | | | | | | | | | | | | | | | | | | | | | | | | | | | | | | | | |
| VT1292A0 | XEBC-10EU-E EXTERNAL GLASS | 1.000 | PC | | | | | | | | | | | | | | | | | | | | | | | | | | | | | | | | | | | | | | | | | | | | | | |
| KDR1275B | BAKERTOP 10EU -M RIGHT EXTERNAL DOOR | <table border="1"> <thead> <tr> <th>Code</th> <th>Description</th> <th>Qty</th> <th>UOM</th> </tr> </thead> <tbody> <tr> <td>0B1126B0</td> <td>860mm DOOR LOWER BEAM</td> <td>1.000</td> <td>PC</td> </tr> <tr> <td>0B1169A0</td> <td>XEBC-10EU-E LEFT EXT DOOR COLUM</td> <td>1.000</td> <td>PC</td> </tr> <tr> <td>0B1170A2</td> <td>XEBC-10EU-E LEFT INT DOOR COLUM</td> <td>1.000</td> <td>PC</td> </tr> <tr> <td>0B1171B1</td> <td>XEBC-10EU DOOR RIGHT EXTERNAL COLUMN</td> <td>1.000</td> <td>PC</td> </tr> <tr> <td>0B1172A2</td> <td>XEBC-10EU-E RIGHT INT DOOR COLUM</td> <td>1.000</td> <td>PC</td> </tr> <tr> <td>0B1173A0</td> <td>EXT. GLASS SUPPORT PROFILE</td> <td>2.000</td> <td>PC</td> </tr> </tbody> </table> | Code | Description | Qty | UOM | 0B1126B0 | 860mm DOOR LOWER BEAM | 1.000 | PC | 0B1169A0 | XEBC-10EU-E LEFT EXT DOOR COLUM | 1.000 | PC | 0B1170A2 | XEBC-10EU-E LEFT INT DOOR COLUM | 1.000 | PC | 0B1171B1 | XEBC-10EU DOOR RIGHT EXTERNAL COLUMN | 1.000 | PC | 0B1172A2 | XEBC-10EU-E RIGHT INT DOOR COLUM | 1.000 | PC | 0B1173A0 | EXT. GLASS SUPPORT PROFILE | 2.000 | PC | | | | | | | | | | | | | | | | | | | |
| Code | Description | Qty | UOM | | | | | | | | | | | | | | | | | | | | | | | | | | | | | | | | | | | | | | | | | | | | | | |
| 0B1126B0 | 860mm DOOR LOWER BEAM | 1.000 | PC | | | | | | | | | | | | | | | | | | | | | | | | | | | | | | | | | | | | | | | | | | | | | | |
| 0B1169A0 | XEBC-10EU-E LEFT EXT DOOR COLUM | 1.000 | PC | | | | | | | | | | | | | | | | | | | | | | | | | | | | | | | | | | | | | | | | | | | | | | |
| 0B1170A2 | XEBC-10EU-E LEFT INT DOOR COLUM | 1.000 | PC | | | | | | | | | | | | | | | | | | | | | | | | | | | | | | | | | | | | | | | | | | | | | | |
| 0B1171B1 | XEBC-10EU DOOR RIGHT EXTERNAL COLUMN | 1.000 | PC | | | | | | | | | | | | | | | | | | | | | | | | | | | | | | | | | | | | | | | | | | | | | | |
| 0B1172A2 | XEBC-10EU-E RIGHT INT DOOR COLUM | 1.000 | PC | | | | | | | | | | | | | | | | | | | | | | | | | | | | | | | | | | | | | | | | | | | | | | |
| 0B1173A0 | EXT. GLASS SUPPORT PROFILE | 2.000 | PC | | | | | | | | | | | | | | | | | | | | | | | | | | | | | | | | | | | | | | | | | | | | | | |


| COMPONENT | | | SPARE PART | | | | | | | | | | | | | | | | | | | | | | | | | | | | | | | | | | | | | | | | | | | | | | | | | | | | | | | | | | | | | | |
|-----------|--|---|------------|--|---|------|-------------|-----|-----|----------|---|-------|----|----------|--|-------|----|----------|--|-------|----|----------|--|-------|----|----------|--|-------|----|----------|--|-------|----|----------|--|-------|----|----------|---------------------------------------|-------|----|----------|--------------------------|-------|----|----------|--|-------|----|----------|--|--------|----|----------|--|-------|----|----------|--|-------|----|----------|--|-------|----|
| Code | Description | Image | Code | Description | Kit components | | | | | | | | | | | | | | | | | | | | | | | | | | | | | | | | | | | | | | | | | | | | | | | | | | | | | | | | | | | | |
| VT1292A | XEBC-10EU-E EXTERNAL GLASS |  | KDR1275B | BAKERTOP 10EU -M RIGHT EXTERNAL DOOR | <table border="1"> <thead> <tr> <th>Code</th> <th>Description</th> <th>Qty</th> <th>UOM</th> </tr> </thead> <tbody> <tr> <td>0B1218B0</td> <td>860MM DOUBLE GLASS DOOR UPPER BEAM</td> <td>1.000</td> <td>PC</td> </tr> <tr> <td>0B1219A1</td> <td>MM DOUBLE GLASS DOOR INT UPPER BEAM 860</td> <td>1.000</td> <td>PC</td> </tr> <tr> <td>CE1052A1</td> <td>MM USB-CONTRO L PANEL CONNECTING CABLE</td> <td>1.000</td> <td>PC</td> </tr> <tr> <td>CE1053B0</td> <td>MM MICROFIT LED BAR POWER SUPPLY CABL</td> <td>1.000</td> <td>PC</td> </tr> <tr> <td>CE1097A0</td> <td>4M SIHF 4 POLES MICROFIT CANBUS</td> <td>1.000</td> <td>PC</td> </tr> <tr> <td>CE1285A0</td> <td>EMI ROUND FERRITE MOD.26438015 02</td> <td>2.000</td> <td>PC</td> </tr> <tr> <td>LP1022A0</td> <td>6 SERIES L600 LED LIGHT BAR - E903</td> <td>1.000</td> <td>PC</td> </tr> <tr> <td>LP1028A0</td> <td>L=903 S6 NO LED LIGHT BAR COVER</td> <td>1.000</td> <td>PC</td> </tr> <tr> <td>MG1099A1</td> <td>MM COMPLETE HANDLE</td> <td>1.000</td> <td>PC</td> </tr> <tr> <td>RC1200A0</td> <td>ED=4 WIRE D=0.5 H24 COMPRESSIO N SPRING</td> <td>4.000</td> <td>PC</td> </tr> <tr> <td>SL1170A1</td> <td>S57 BLACK SILICON - 310ml CARTRIDGE</td> <td>52.000</td> <td>ML</td> </tr> <tr> <td>SL1229A0</td> <td>BAKER EXTERNAL GLASS UPPER SILICONE</td> <td>1.000</td> <td>PC</td> </tr> <tr> <td>SL1232A0</td> <td>10EU EXTERNAL GLASS LATERAL SILICONE</td> <td>4.000</td> <td>PC</td> </tr> <tr> <td>VE1030A1</td> <td>MAGNET FOR DOOR MICROSWITC H D=22,9mm</td> <td>1.000</td> <td>PC</td> </tr> </tbody> </table> | Code | Description | Qty | UOM | 0B1218B0 | 860MM DOUBLE GLASS DOOR UPPER BEAM | 1.000 | PC | 0B1219A1 | MM DOUBLE GLASS DOOR INT UPPER BEAM 860 | 1.000 | PC | CE1052A1 | MM USB-CONTRO L PANEL CONNECTING CABLE | 1.000 | PC | CE1053B0 | MM MICROFIT LED BAR POWER SUPPLY CABL | 1.000 | PC | CE1097A0 | 4M SIHF 4 POLES MICROFIT CANBUS | 1.000 | PC | CE1285A0 | EMI ROUND FERRITE MOD.26438015 02 | 2.000 | PC | LP1022A0 | 6 SERIES L600 LED LIGHT BAR - E903 | 1.000 | PC | LP1028A0 | L=903 S6 NO LED LIGHT BAR COVER | 1.000 | PC | MG1099A1 | MM COMPLETE HANDLE | 1.000 | PC | RC1200A0 | ED=4 WIRE D=0.5 H24 COMPRESSIO N SPRING | 4.000 | PC | SL1170A1 | S57 BLACK SILICON - 310ml CARTRIDGE | 52.000 | ML | SL1229A0 | BAKER EXTERNAL GLASS UPPER SILICONE | 1.000 | PC | SL1232A0 | 10EU EXTERNAL GLASS LATERAL SILICONE | 4.000 | PC | VE1030A1 | MAGNET FOR DOOR MICROSWITC H D=22,9mm | 1.000 | PC |
| Code | Description | Qty | UOM | | | | | | | | | | | | | | | | | | | | | | | | | | | | | | | | | | | | | | | | | | | | | | | | | | | | | | | | | | | | | | |
| 0B1218B0 | 860MM DOUBLE GLASS DOOR UPPER BEAM | 1.000 | PC | | | | | | | | | | | | | | | | | | | | | | | | | | | | | | | | | | | | | | | | | | | | | | | | | | | | | | | | | | | | | | |
| 0B1219A1 | MM DOUBLE GLASS DOOR INT UPPER BEAM 860 | 1.000 | PC | | | | | | | | | | | | | | | | | | | | | | | | | | | | | | | | | | | | | | | | | | | | | | | | | | | | | | | | | | | | | | |
| CE1052A1 | MM USB-CONTRO L PANEL CONNECTING CABLE | 1.000 | PC | | | | | | | | | | | | | | | | | | | | | | | | | | | | | | | | | | | | | | | | | | | | | | | | | | | | | | | | | | | | | | |
| CE1053B0 | MM MICROFIT LED BAR POWER SUPPLY CABL | 1.000 | PC | | | | | | | | | | | | | | | | | | | | | | | | | | | | | | | | | | | | | | | | | | | | | | | | | | | | | | | | | | | | | | |
| CE1097A0 | 4M SIHF 4 POLES MICROFIT CANBUS | 1.000 | PC | | | | | | | | | | | | | | | | | | | | | | | | | | | | | | | | | | | | | | | | | | | | | | | | | | | | | | | | | | | | | | |
| CE1285A0 | EMI ROUND FERRITE MOD.26438015 02 | 2.000 | PC | | | | | | | | | | | | | | | | | | | | | | | | | | | | | | | | | | | | | | | | | | | | | | | | | | | | | | | | | | | | | | |
| LP1022A0 | 6 SERIES L600 LED LIGHT BAR - E903 | 1.000 | PC | | | | | | | | | | | | | | | | | | | | | | | | | | | | | | | | | | | | | | | | | | | | | | | | | | | | | | | | | | | | | | |
| LP1028A0 | L=903 S6 NO LED LIGHT BAR COVER | 1.000 | PC | | | | | | | | | | | | | | | | | | | | | | | | | | | | | | | | | | | | | | | | | | | | | | | | | | | | | | | | | | | | | | |
| MG1099A1 | MM COMPLETE HANDLE | 1.000 | PC | | | | | | | | | | | | | | | | | | | | | | | | | | | | | | | | | | | | | | | | | | | | | | | | | | | | | | | | | | | | | | |
| RC1200A0 | ED=4 WIRE D=0.5 H24 COMPRESSIO N SPRING | 4.000 | PC | | | | | | | | | | | | | | | | | | | | | | | | | | | | | | | | | | | | | | | | | | | | | | | | | | | | | | | | | | | | | | |
| SL1170A1 | S57 BLACK SILICON - 310ml CARTRIDGE | 52.000 | ML | | | | | | | | | | | | | | | | | | | | | | | | | | | | | | | | | | | | | | | | | | | | | | | | | | | | | | | | | | | | | | |
| SL1229A0 | BAKER EXTERNAL GLASS UPPER SILICONE | 1.000 | PC | | | | | | | | | | | | | | | | | | | | | | | | | | | | | | | | | | | | | | | | | | | | | | | | | | | | | | | | | | | | | | |
| SL1232A0 | 10EU EXTERNAL GLASS LATERAL SILICONE | 4.000 | PC | | | | | | | | | | | | | | | | | | | | | | | | | | | | | | | | | | | | | | | | | | | | | | | | | | | | | | | | | | | | | | |
| VE1030A1 | MAGNET FOR DOOR MICROSWITC H D=22,9mm | 1.000 | PC | | | | | | | | | | | | | | | | | | | | | | | | | | | | | | | | | | | | | | | | | | | | | | | | | | | | | | | | | | | | | | |




| COMPONENT | | | SPARE PART | | | | | | | | | | | | | | | | | | | | | | | | | | | | | | | | | | | | | | | | | | | | | | | | | | | | | | | | | | | | | | | | | | | | | | | | | | | | | | | | | | | | | | |
|-----------|--|---|------------|--|--|------|-------------|-----|-----|----------|------------------------------------|-------|----|----------|--------------------------------------|--------|----|----------|---------------------------------|--------|----|----------|-------------|--------|----|----------|---|--------|----|----------|----------------------------------|-------|----|----------|------------------------------------|-------|----|----------|----------|-------|----|----------|----------------------|-------|----|----------|----------------------------------|-------|----|----------|----------------------------------|-------|----|----------|--|-------|----|----------|-------------------------|-------|----|----------|---------------------------|-------|----|----------|--------------------|-------|----|----------|-------------------|-------|----|----------|-----------------------------------|-------|----|----------|--------------------------------------|--------|----|----------|--|-------|----|----------|------------------------|-------|----|
| Code | Description | Image | Code | Description | Kit components | | | | | | | | | | | | | | | | | | | | | | | | | | | | | | | | | | | | | | | | | | | | | | | | | | | | | | | | | | | | | | | | | | | | | | | | | | | | | | | | | | | | |
| VT1292A | XEBC-10EU-E EXTERNAL GLASS |  | KDR1275B | BAKERTOP 10EU -M RIGHT EXTERNAL DOOR | <table border="1"> <thead> <tr> <th>Code</th> <th>Description</th> <th>Qty</th> <th>UOM</th> </tr> </thead> <tbody> <tr> <td>VI1103A0</td> <td>40X12 TBSP SCREW FOR PLASTIC</td> <td>4.000</td> <td>PC</td> </tr> <tr> <td>VI1220A1</td> <td>4,2x12 TCB SELF-TAPPIN G SCREW</td> <td>32.000</td> <td>PC</td> </tr> <tr> <td>VI1930A1</td> <td>5x20 ST. STEEL CHIP SCREW</td> <td>16.000</td> <td>PC</td> </tr> <tr> <td>VI1996A0</td> <td>M5x35 SCREW</td> <td>13.000</td> <td>PC</td> </tr> <tr> <td>VI2070A0</td> <td>SHEETTRACS TCB+ 40x8 SELF-THREAD SCREW</td> <td>10.000</td> <td>PC</td> </tr> <tr> <td>VM1630A1</td> <td>INTERNAL GLASS PUSHING CAP</td> <td>5.000</td> <td>PC</td> </tr> <tr> <td>VM1631A0</td> <td>PLUS INNER GLASS PUSHING CAP</td> <td>5.000</td> <td>PC</td> </tr> <tr> <td>VM2259B0</td> <td>VM2259B0</td> <td>1.000</td> <td>PC</td> </tr> <tr> <td>VM2260B0</td> <td>S6 LEFT UPPER CAP</td> <td>1.000</td> <td>PC</td> </tr> <tr> <td>VM2261B0</td> <td>MM -M DOOR RIGHT LOWER CAP</td> <td>1.000</td> <td>PC</td> </tr> <tr> <td>VM2262B0</td> <td>MM -M DOOR RIGHT UPPER CAP</td> <td>1.000</td> <td>PC</td> </tr> <tr> <td>VM2267A0</td> <td>INTERNAL GLASS LOCKING SYSTEM SLIDER</td> <td>2.000</td> <td>PC</td> </tr> <tr> <td>VM2268A0</td> <td>DOOR MAGNET COVER</td> <td>2.000</td> <td>PC</td> </tr> <tr> <td>VM2269B0</td> <td>INNER GLASS FIXING CAP</td> <td>2.000</td> <td>PC</td> </tr> <tr> <td>VM2274A0</td> <td>GROOVED BUSHING</td> <td>1.000</td> <td>PC</td> </tr> <tr> <td>VM2275A0</td> <td>SMOOTH BUSHING</td> <td>1.000</td> <td>PC</td> </tr> <tr> <td>VM2285B0</td> <td>860 SERIES DRIP PROFILE KIT</td> <td>1.000</td> <td>PC</td> </tr> <tr> <td>VM2305A0</td> <td>MM SERIES DOOR CAP FIXING PAWL</td> <td>14.000</td> <td>PC</td> </tr> <tr> <td>VM2312A0</td> <td>MM DRIP PROFILE DRAIN LEFT PIPE</td> <td>1.000</td> <td>PC</td> </tr> <tr> <td>VM2314A0</td> <td>MM DRIP PROFILE CAP</td> <td>1.000</td> <td>PC</td> </tr> </tbody> </table> | Code | Description | Qty | UOM | VI1103A0 | 40X12 TBSP SCREW FOR PLASTIC | 4.000 | PC | VI1220A1 | 4,2x12 TCB SELF-TAPPIN G SCREW | 32.000 | PC | VI1930A1 | 5x20 ST. STEEL CHIP SCREW | 16.000 | PC | VI1996A0 | M5x35 SCREW | 13.000 | PC | VI2070A0 | SHEETTRACS TCB+ 40x8 SELF-THREAD SCREW | 10.000 | PC | VM1630A1 | INTERNAL GLASS PUSHING CAP | 5.000 | PC | VM1631A0 | PLUS INNER GLASS PUSHING CAP | 5.000 | PC | VM2259B0 | VM2259B0 | 1.000 | PC | VM2260B0 | S6 LEFT UPPER CAP | 1.000 | PC | VM2261B0 | MM -M DOOR RIGHT LOWER CAP | 1.000 | PC | VM2262B0 | MM -M DOOR RIGHT UPPER CAP | 1.000 | PC | VM2267A0 | INTERNAL GLASS LOCKING SYSTEM SLIDER | 2.000 | PC | VM2268A0 | DOOR MAGNET COVER | 2.000 | PC | VM2269B0 | INNER GLASS FIXING CAP | 2.000 | PC | VM2274A0 | GROOVED BUSHING | 1.000 | PC | VM2275A0 | SMOOTH BUSHING | 1.000 | PC | VM2285B0 | 860 SERIES DRIP PROFILE KIT | 1.000 | PC | VM2305A0 | MM SERIES DOOR CAP FIXING PAWL | 14.000 | PC | VM2312A0 | MM DRIP PROFILE DRAIN LEFT PIPE | 1.000 | PC | VM2314A0 | MM DRIP PROFILE CAP | 1.000 | PC |
| Code | Description | Qty | UOM | | | | | | | | | | | | | | | | | | | | | | | | | | | | | | | | | | | | | | | | | | | | | | | | | | | | | | | | | | | | | | | | | | | | | | | | | | | | | | | | | | | | | | |
| VI1103A0 | 40X12 TBSP SCREW FOR PLASTIC | 4.000 | PC | | | | | | | | | | | | | | | | | | | | | | | | | | | | | | | | | | | | | | | | | | | | | | | | | | | | | | | | | | | | | | | | | | | | | | | | | | | | | | | | | | | | | | |
| VI1220A1 | 4,2x12 TCB SELF-TAPPIN G SCREW | 32.000 | PC | | | | | | | | | | | | | | | | | | | | | | | | | | | | | | | | | | | | | | | | | | | | | | | | | | | | | | | | | | | | | | | | | | | | | | | | | | | | | | | | | | | | | | |
| VI1930A1 | 5x20 ST. STEEL CHIP SCREW | 16.000 | PC | | | | | | | | | | | | | | | | | | | | | | | | | | | | | | | | | | | | | | | | | | | | | | | | | | | | | | | | | | | | | | | | | | | | | | | | | | | | | | | | | | | | | | |
| VI1996A0 | M5x35 SCREW | 13.000 | PC | | | | | | | | | | | | | | | | | | | | | | | | | | | | | | | | | | | | | | | | | | | | | | | | | | | | | | | | | | | | | | | | | | | | | | | | | | | | | | | | | | | | | | |
| VI2070A0 | SHEETTRACS TCB+ 40x8 SELF-THREAD SCREW | 10.000 | PC | | | | | | | | | | | | | | | | | | | | | | | | | | | | | | | | | | | | | | | | | | | | | | | | | | | | | | | | | | | | | | | | | | | | | | | | | | | | | | | | | | | | | | |
| VM1630A1 | INTERNAL GLASS PUSHING CAP | 5.000 | PC | | | | | | | | | | | | | | | | | | | | | | | | | | | | | | | | | | | | | | | | | | | | | | | | | | | | | | | | | | | | | | | | | | | | | | | | | | | | | | | | | | | | | | |
| VM1631A0 | PLUS INNER GLASS PUSHING CAP | 5.000 | PC | | | | | | | | | | | | | | | | | | | | | | | | | | | | | | | | | | | | | | | | | | | | | | | | | | | | | | | | | | | | | | | | | | | | | | | | | | | | | | | | | | | | | | |
| VM2259B0 | VM2259B0 | 1.000 | PC | | | | | | | | | | | | | | | | | | | | | | | | | | | | | | | | | | | | | | | | | | | | | | | | | | | | | | | | | | | | | | | | | | | | | | | | | | | | | | | | | | | | | | |
| VM2260B0 | S6 LEFT UPPER CAP | 1.000 | PC | | | | | | | | | | | | | | | | | | | | | | | | | | | | | | | | | | | | | | | | | | | | | | | | | | | | | | | | | | | | | | | | | | | | | | | | | | | | | | | | | | | | | | |
| VM2261B0 | MM -M DOOR RIGHT LOWER CAP | 1.000 | PC | | | | | | | | | | | | | | | | | | | | | | | | | | | | | | | | | | | | | | | | | | | | | | | | | | | | | | | | | | | | | | | | | | | | | | | | | | | | | | | | | | | | | | |
| VM2262B0 | MM -M DOOR RIGHT UPPER CAP | 1.000 | PC | | | | | | | | | | | | | | | | | | | | | | | | | | | | | | | | | | | | | | | | | | | | | | | | | | | | | | | | | | | | | | | | | | | | | | | | | | | | | | | | | | | | | | |
| VM2267A0 | INTERNAL GLASS LOCKING SYSTEM SLIDER | 2.000 | PC | | | | | | | | | | | | | | | | | | | | | | | | | | | | | | | | | | | | | | | | | | | | | | | | | | | | | | | | | | | | | | | | | | | | | | | | | | | | | | | | | | | | | | |
| VM2268A0 | DOOR MAGNET COVER | 2.000 | PC | | | | | | | | | | | | | | | | | | | | | | | | | | | | | | | | | | | | | | | | | | | | | | | | | | | | | | | | | | | | | | | | | | | | | | | | | | | | | | | | | | | | | | |
| VM2269B0 | INNER GLASS FIXING CAP | 2.000 | PC | | | | | | | | | | | | | | | | | | | | | | | | | | | | | | | | | | | | | | | | | | | | | | | | | | | | | | | | | | | | | | | | | | | | | | | | | | | | | | | | | | | | | | |
| VM2274A0 | GROOVED BUSHING | 1.000 | PC | | | | | | | | | | | | | | | | | | | | | | | | | | | | | | | | | | | | | | | | | | | | | | | | | | | | | | | | | | | | | | | | | | | | | | | | | | | | | | | | | | | | | | |
| VM2275A0 | SMOOTH BUSHING | 1.000 | PC | | | | | | | | | | | | | | | | | | | | | | | | | | | | | | | | | | | | | | | | | | | | | | | | | | | | | | | | | | | | | | | | | | | | | | | | | | | | | | | | | | | | | | |
| VM2285B0 | 860 SERIES DRIP PROFILE KIT | 1.000 | PC | | | | | | | | | | | | | | | | | | | | | | | | | | | | | | | | | | | | | | | | | | | | | | | | | | | | | | | | | | | | | | | | | | | | | | | | | | | | | | | | | | | | | | |
| VM2305A0 | MM SERIES DOOR CAP FIXING PAWL | 14.000 | PC | | | | | | | | | | | | | | | | | | | | | | | | | | | | | | | | | | | | | | | | | | | | | | | | | | | | | | | | | | | | | | | | | | | | | | | | | | | | | | | | | | | | | | |
| VM2312A0 | MM DRIP PROFILE DRAIN LEFT PIPE | 1.000 | PC | | | | | | | | | | | | | | | | | | | | | | | | | | | | | | | | | | | | | | | | | | | | | | | | | | | | | | | | | | | | | | | | | | | | | | | | | | | | | | | | | | | | | | |
| VM2314A0 | MM DRIP PROFILE CAP | 1.000 | PC | | | | | | | | | | | | | | | | | | | | | | | | | | | | | | | | | | | | | | | | | | | | | | | | | | | | | | | | | | | | | | | | | | | | | | | | | | | | | | | | | | | | | | |




| COMPONENT | | | SPARE PART | | | | | | | | | | | | | | | | | | | | | | | | | | | | | | | | | | | | | | |
|-----------|--|--|------------|--|---|------|-------------|------------------------------------|-------|----------|---------------------------------|--|-------|----------|---|--|-------|----------|---|---|-------|----------|---------------------------------|---|-------|----------|--|----------------------------------|-------|----------|--|---|-------|----------|--|-------|----|----------|----------------------------------|-------|----|
| Code | Description | Image | Code | Description | Kit components | | | | | | | | | | | | | | | | | | | | | | | | | | | | | | | | | | | | |
| VT1292A | XEBC-10EU-E EXTERNAL GLASS |  | KDR1275B | BAKERTOP 10EU -M RIGHT EXTERNAL DOOR | <table border="1"> <thead> <tr> <th>Code</th> <th>Description</th> <th>Qty</th> <th>UOM</th> </tr> </thead> <tbody> <tr> <td>VM2315B0</td> <td>S6 INTERNAL GLASS SUPPORT</td> <td>5.000</td> <td>PC</td> </tr> <tr> <td>VM2410A0</td> <td>PLATE TO STOP EXTRUDED LED BAR</td> <td>4.000</td> <td>PC</td> </tr> <tr> <td>VM2505B1</td> <td>MM PLUS INTERNAL GLASS SUPPORT</td> <td>5.000</td> <td>PC</td> </tr> <tr> <td>VM2518A0</td> <td>BOARD COOLING FAN SUPPORT</td> <td>1.000</td> <td>PC</td> </tr> <tr> <td>VN1179A1</td> <td>CONTROL BOARD 40x40x20mm 12V COOLING FAN</td> <td>1.000</td> <td>PC</td> </tr> <tr> <td>VP1080A0</td> <td>UPPER HINGE CAP FOR LOWER INNER GLASS</td> <td>1.000</td> <td>PC</td> </tr> <tr> <td>VP1081A0</td> <td>UPPER HINGE CAP FOR UPPER INNER GLASS</td> <td>1.000</td> <td>PC</td> </tr> <tr> <td>VT1292A0</td> <td>XEBC-10EU-E EXTERNAL GLASS</td> <td>1.000</td> <td>PC</td> </tr> </tbody> </table> | Code | Description | Qty | UOM | VM2315B0 | S6 INTERNAL GLASS SUPPORT | 5.000 | PC | VM2410A0 | PLATE TO STOP EXTRUDED LED BAR | 4.000 | PC | VM2505B1 | MM PLUS INTERNAL GLASS SUPPORT | 5.000 | PC | VM2518A0 | BOARD COOLING FAN SUPPORT | 1.000 | PC | VN1179A1 | CONTROL BOARD 40x40x20mm 12V COOLING FAN | 1.000 | PC | VP1080A0 | UPPER HINGE CAP FOR LOWER INNER GLASS | 1.000 | PC | VP1081A0 | UPPER HINGE CAP FOR UPPER INNER GLASS | 1.000 | PC | VT1292A0 | XEBC-10EU-E EXTERNAL GLASS | 1.000 | PC |
| | | | Code | Description | Qty | UOM | | | | | | | | | | | | | | | | | | | | | | | | | | | | | | | | | | | |
| VM2315B0 | S6 INTERNAL GLASS SUPPORT | 5.000 | PC | | | | | | | | | | | | | | | | | | | | | | | | | | | | | | | | | | | | | | |
| VM2410A0 | PLATE TO STOP EXTRUDED LED BAR | 4.000 | PC | | | | | | | | | | | | | | | | | | | | | | | | | | | | | | | | | | | | | | |
| VM2505B1 | MM PLUS INTERNAL GLASS SUPPORT | 5.000 | PC | | | | | | | | | | | | | | | | | | | | | | | | | | | | | | | | | | | | | | |
| VM2518A0 | BOARD COOLING FAN SUPPORT | 1.000 | PC | | | | | | | | | | | | | | | | | | | | | | | | | | | | | | | | | | | | | | |
| VN1179A1 | CONTROL BOARD 40x40x20mm 12V COOLING FAN | 1.000 | PC | | | | | | | | | | | | | | | | | | | | | | | | | | | | | | | | | | | | | | |
| VP1080A0 | UPPER HINGE CAP FOR LOWER INNER GLASS | 1.000 | PC | | | | | | | | | | | | | | | | | | | | | | | | | | | | | | | | | | | | | | |
| VP1081A0 | UPPER HINGE CAP FOR UPPER INNER GLASS | 1.000 | PC | | | | | | | | | | | | | | | | | | | | | | | | | | | | | | | | | | | | | | |
| VT1292A0 | XEBC-10EU-E EXTERNAL GLASS | 1.000 | PC | | | | | | | | | | | | | | | | | | | | | | | | | | | | | | | | | | | | | | |
| KDR1275A | BAKERTOP 10EU RIGHT EXTERNAL DOOR | <table border="1"> <thead> <tr> <th>Code</th> <th>Description</th> <th>Qty</th> <th>UOM</th> </tr> </thead> <tbody> <tr> <td>0B1126A1</td> <td>860mm DOOR LOWER FRAME SHAPE</td> <td>1.000</td> <td>PC</td> </tr> <tr> <td>0B1169A0</td> <td>XEBC-10EU-E LEFT EXT DOOR COLUMN</td> <td>1.000</td> <td>PC</td> </tr> <tr> <td>0B1170A2</td> <td>XEBC-10EU-E LEFT INT DOOR COLUMN</td> <td>1.000</td> <td>PC</td> </tr> <tr> <td>0B1171B1</td> <td>XEBC-10EU DOOR RIGHT EXTERNAL COLUMN</td> <td>1.000</td> <td>PC</td> </tr> <tr> <td>0B1172A2</td> <td>XEBC-10EU-E RIGHT INT DOOR COLUMN</td> <td>1.000</td> <td>PC</td> </tr> <tr> <td>0B1173A0</td> <td>EXT. GLASS SUPPORT PROFILE</td> <td>2.000</td> <td>PC</td> </tr> <tr> <td>0B1190A0</td> <td>PLATE TO STOP EXTRUDED LED BAR</td> <td>4.000</td> <td>PC</td> </tr> </tbody> </table> | Code | Description | Qty | UOM | 0B1126A1 | 860mm DOOR LOWER FRAME SHAPE | 1.000 | PC | 0B1169A0 | XEBC-10EU-E LEFT EXT DOOR COLUMN | 1.000 | PC | 0B1170A2 | XEBC-10EU-E LEFT INT DOOR COLUMN | 1.000 | PC | 0B1171B1 | XEBC-10EU DOOR RIGHT EXTERNAL COLUMN | 1.000 | PC | 0B1172A2 | XEBC-10EU-E RIGHT INT DOOR COLUMN | 1.000 | PC | 0B1173A0 | EXT. GLASS SUPPORT PROFILE | 2.000 | PC | 0B1190A0 | PLATE TO STOP EXTRUDED LED BAR | 4.000 | PC | | | | | | | |
| Code | Description | Qty | UOM | | | | | | | | | | | | | | | | | | | | | | | | | | | | | | | | | | | | | | |
| 0B1126A1 | 860mm DOOR LOWER FRAME SHAPE | 1.000 | PC | | | | | | | | | | | | | | | | | | | | | | | | | | | | | | | | | | | | | | |
| 0B1169A0 | XEBC-10EU-E LEFT EXT DOOR COLUMN | 1.000 | PC | | | | | | | | | | | | | | | | | | | | | | | | | | | | | | | | | | | | | | |
| 0B1170A2 | XEBC-10EU-E LEFT INT DOOR COLUMN | 1.000 | PC | | | | | | | | | | | | | | | | | | | | | | | | | | | | | | | | | | | | | | |
| 0B1171B1 | XEBC-10EU DOOR RIGHT EXTERNAL COLUMN | 1.000 | PC | | | | | | | | | | | | | | | | | | | | | | | | | | | | | | | | | | | | | | |
| 0B1172A2 | XEBC-10EU-E RIGHT INT DOOR COLUMN | 1.000 | PC | | | | | | | | | | | | | | | | | | | | | | | | | | | | | | | | | | | | | | |
| 0B1173A0 | EXT. GLASS SUPPORT PROFILE | 2.000 | PC | | | | | | | | | | | | | | | | | | | | | | | | | | | | | | | | | | | | | | |
| 0B1190A0 | PLATE TO STOP EXTRUDED LED BAR | 4.000 | PC | | | | | | | | | | | | | | | | | | | | | | | | | | | | | | | | | | | | | | |

| COMPONENT | | | SPARE PART | | | | | | | | | | | | | | | | | | | | | | | | | | | | | | | | | | | | | | | | | | | | | | | | | | | | | | | | | | | | | | |
|-----------|--|---|------------|---|--|------|-------------|-----|-----|----------|---|-------|----|----------|--|-------|----|----------|--|-------|----|----------|--|-------|----|----------|--|-------|----|----------|---|-------|----|----------|--|-------|----|----------|--|-------|----|----------|---------------------------------------|-------|----|----------|--------------------------|-------|----|----------|--|-------|----|----------|--|--------|----|----------|--|-------|----|----------|--------------------------------------|--------|----|
| Code | Description | Image | Code | Description | Kit components | | | | | | | | | | | | | | | | | | | | | | | | | | | | | | | | | | | | | | | | | | | | | | | | | | | | | | | | | | | | |
| VT1292A | XEBC-10EU-E EXTERNAL GLASS |  | KDR1275A | BAKERTOP 10EU RIGHT EXTERNAL DOOR | <table border="1"> <thead> <tr> <th>Code</th> <th>Description</th> <th>Qty</th> <th>UOM</th> </tr> </thead> <tbody> <tr> <td>0B1218A1</td> <td>860MM DOUBLE GLASS DOOR UPPER BEAM</td> <td>1.000</td> <td>PC</td> </tr> <tr> <td>0B1219A1</td> <td>MM DOUBLE GLASS DOOR INT UPPER BEAM 860</td> <td>1.000</td> <td>PC</td> </tr> <tr> <td>CE1052A1</td> <td>MM USB-CONTRO L PANEL CONNECTING CABLE</td> <td>1.000</td> <td>PC</td> </tr> <tr> <td>CE1053B0</td> <td>MM MICROFIT LED BAR POWER SUPPLY CABL</td> <td>1.000</td> <td>PC</td> </tr> <tr> <td>CE1285A0</td> <td>EMI ROUND FERRITE MOD.26438015 02</td> <td>1.000</td> <td>PC</td> </tr> <tr> <td>CE1290A0</td> <td>EXTRACTABL E FEMALE TERMINAL CPF 5/4</td> <td>1.000</td> <td>PC</td> </tr> <tr> <td>CE1310A1</td> <td>POWER - CONTROL BOARD CONNECTING CABLE</td> <td>1.000</td> <td>PC</td> </tr> <tr> <td>LP1022A0</td> <td>6 SERIES L600 LED LIGHT BAR - E903</td> <td>1.000</td> <td>PC</td> </tr> <tr> <td>LP1028A0</td> <td>L=903 S6 NO LED LIGHT BAR COVER</td> <td>1.000</td> <td>PC</td> </tr> <tr> <td>MG1083A2</td> <td>MM COMPLETE HANDLE</td> <td>1.000</td> <td>PC</td> </tr> <tr> <td>RC1200A0</td> <td>ED=4 WIRE D=0.5 H24 COMPRESSIO N SPRING</td> <td>4.000</td> <td>PC</td> </tr> <tr> <td>SL1170A1</td> <td>S57 BLACK SILICON - 310ml CARTRIDGE</td> <td>51.000</td> <td>ML</td> </tr> <tr> <td>VE1030A1</td> <td>MAGNET FOR DOOR MICROSWITC H D=22,9mm</td> <td>1.000</td> <td>PC</td> </tr> <tr> <td>VI1220A1</td> <td>4,2x12 TCB SELF-TAPPIN G SCREW</td> <td>17.000</td> <td>PC</td> </tr> </tbody> </table> | Code | Description | Qty | UOM | 0B1218A1 | 860MM DOUBLE GLASS DOOR UPPER BEAM | 1.000 | PC | 0B1219A1 | MM DOUBLE GLASS DOOR INT UPPER BEAM 860 | 1.000 | PC | CE1052A1 | MM USB-CONTRO L PANEL CONNECTING CABLE | 1.000 | PC | CE1053B0 | MM MICROFIT LED BAR POWER SUPPLY CABL | 1.000 | PC | CE1285A0 | EMI ROUND FERRITE MOD.26438015 02 | 1.000 | PC | CE1290A0 | EXTRACTABL E FEMALE TERMINAL CPF 5/4 | 1.000 | PC | CE1310A1 | POWER - CONTROL BOARD CONNECTING CABLE | 1.000 | PC | LP1022A0 | 6 SERIES L600 LED LIGHT BAR - E903 | 1.000 | PC | LP1028A0 | L=903 S6 NO LED LIGHT BAR COVER | 1.000 | PC | MG1083A2 | MM COMPLETE HANDLE | 1.000 | PC | RC1200A0 | ED=4 WIRE D=0.5 H24 COMPRESSIO N SPRING | 4.000 | PC | SL1170A1 | S57 BLACK SILICON - 310ml CARTRIDGE | 51.000 | ML | VE1030A1 | MAGNET FOR DOOR MICROSWITC H D=22,9mm | 1.000 | PC | VI1220A1 | 4,2x12 TCB SELF-TAPPIN G SCREW | 17.000 | PC |
| Code | Description | Qty | UOM | | | | | | | | | | | | | | | | | | | | | | | | | | | | | | | | | | | | | | | | | | | | | | | | | | | | | | | | | | | | | | |
| 0B1218A1 | 860MM DOUBLE GLASS DOOR UPPER BEAM | 1.000 | PC | | | | | | | | | | | | | | | | | | | | | | | | | | | | | | | | | | | | | | | | | | | | | | | | | | | | | | | | | | | | | | |
| 0B1219A1 | MM DOUBLE GLASS DOOR INT UPPER BEAM 860 | 1.000 | PC | | | | | | | | | | | | | | | | | | | | | | | | | | | | | | | | | | | | | | | | | | | | | | | | | | | | | | | | | | | | | | |
| CE1052A1 | MM USB-CONTRO L PANEL CONNECTING CABLE | 1.000 | PC | | | | | | | | | | | | | | | | | | | | | | | | | | | | | | | | | | | | | | | | | | | | | | | | | | | | | | | | | | | | | | |
| CE1053B0 | MM MICROFIT LED BAR POWER SUPPLY CABL | 1.000 | PC | | | | | | | | | | | | | | | | | | | | | | | | | | | | | | | | | | | | | | | | | | | | | | | | | | | | | | | | | | | | | | |
| CE1285A0 | EMI ROUND FERRITE MOD.26438015 02 | 1.000 | PC | | | | | | | | | | | | | | | | | | | | | | | | | | | | | | | | | | | | | | | | | | | | | | | | | | | | | | | | | | | | | | |
| CE1290A0 | EXTRACTABL E FEMALE TERMINAL CPF 5/4 | 1.000 | PC | | | | | | | | | | | | | | | | | | | | | | | | | | | | | | | | | | | | | | | | | | | | | | | | | | | | | | | | | | | | | | |
| CE1310A1 | POWER - CONTROL BOARD CONNECTING CABLE | 1.000 | PC | | | | | | | | | | | | | | | | | | | | | | | | | | | | | | | | | | | | | | | | | | | | | | | | | | | | | | | | | | | | | | |
| LP1022A0 | 6 SERIES L600 LED LIGHT BAR - E903 | 1.000 | PC | | | | | | | | | | | | | | | | | | | | | | | | | | | | | | | | | | | | | | | | | | | | | | | | | | | | | | | | | | | | | | |
| LP1028A0 | L=903 S6 NO LED LIGHT BAR COVER | 1.000 | PC | | | | | | | | | | | | | | | | | | | | | | | | | | | | | | | | | | | | | | | | | | | | | | | | | | | | | | | | | | | | | | |
| MG1083A2 | MM COMPLETE HANDLE | 1.000 | PC | | | | | | | | | | | | | | | | | | | | | | | | | | | | | | | | | | | | | | | | | | | | | | | | | | | | | | | | | | | | | | |
| RC1200A0 | ED=4 WIRE D=0.5 H24 COMPRESSIO N SPRING | 4.000 | PC | | | | | | | | | | | | | | | | | | | | | | | | | | | | | | | | | | | | | | | | | | | | | | | | | | | | | | | | | | | | | | |
| SL1170A1 | S57 BLACK SILICON - 310ml CARTRIDGE | 51.000 | ML | | | | | | | | | | | | | | | | | | | | | | | | | | | | | | | | | | | | | | | | | | | | | | | | | | | | | | | | | | | | | | |
| VE1030A1 | MAGNET FOR DOOR MICROSWITC H D=22,9mm | 1.000 | PC | | | | | | | | | | | | | | | | | | | | | | | | | | | | | | | | | | | | | | | | | | | | | | | | | | | | | | | | | | | | | | |
| VI1220A1 | 4,2x12 TCB SELF-TAPPIN G SCREW | 17.000 | PC | | | | | | | | | | | | | | | | | | | | | | | | | | | | | | | | | | | | | | | | | | | | | | | | | | | | | | | | | | | | | | |




| COMPONENT | | | SPARE PART | | | | | | | | | | | | | | | | | | | | | | | | | | | | | | | | | | | | | | | | | | | | | | | | | | | | | | | | | | | | | | | | | | | | | | | | | | | | | | | |
|-----------|--|---|------------|---|--|------|-------------|-----|-----|----------|---------------------------------|--------|----|----------|--|--------|----|----------|-------------|--------|----|----------|----------------------------------|-------|----|----------|------------------------------------|-------|----|----------|------------------------------------|-------|----|----------|------------------------------------|-------|----|----------|-------------------------------|-------|----|----------|-------------------------------|-------|----|----------|--|-------|----|----------|-------------------------|-------|----|----------|--|-------|----|----------|--------------------|-------|----|----------|-------------------|-------|----|----------|----------------------------|-------|----|----------|--------------------------------------|--------|----|----------|--|-------|----|----------|-------------------------------------|-------|----|--|
| Code | Description | Image | Code | Description | Kit components | | | | | | | | | | | | | | | | | | | | | | | | | | | | | | | | | | | | | | | | | | | | | | | | | | | | | | | | | | | | | | | | | | | | | | | | | | | | | |
| VT1292A | XEBC-10EU-E EXTERNAL GLASS |  | KDR1275A | BAKERTOP 10EU RIGHT EXTERNAL DOOR | <table border="1"> <thead> <tr> <th>Code</th> <th>Description</th> <th>Qty</th> <th>UOM</th> </tr> </thead> <tbody> <tr> <td>VI1930A1</td> <td>5x20 ST. STEEL CHIP SCREW</td> <td>16.000</td> <td>PC</td> </tr> <tr> <td>VI1960A1</td> <td>4.2X9.5 CROSS ZN-NI SELF-THREADI NG SCREW</td> <td>10.000</td> <td>PC</td> </tr> <tr> <td>VI1996A0</td> <td>M5x35 SCREW</td> <td>13.000</td> <td>PC</td> </tr> <tr> <td>VM1630A1</td> <td>INTERNAL GLASS PUSHING CAP</td> <td>5.000</td> <td>PC</td> </tr> <tr> <td>VM1631A0</td> <td>PLUS INNER GLASS PUSHING CAP</td> <td>5.000</td> <td>PC</td> </tr> <tr> <td>VM2259A1</td> <td>6 SERIES DOOR LOWER LEFT CAP</td> <td>1.000</td> <td>PC</td> </tr> <tr> <td>VM2260A1</td> <td>6 SERIES DOOR UPPER LEFT CAP</td> <td>1.000</td> <td>PC</td> </tr> <tr> <td>VM2261A1</td> <td>MM DOOR LOWER RIGHT CAP</td> <td>1.000</td> <td>PC</td> </tr> <tr> <td>VM2262A1</td> <td>MM DOOR UPPER RIGHT CAP</td> <td>1.000</td> <td>PC</td> </tr> <tr> <td>VM2267A0</td> <td>INTERNAL GLASS LOCKING SYSTEM SLIDER</td> <td>2.000</td> <td>PC</td> </tr> <tr> <td>VM2268A0</td> <td>DOOR MAGNET COVER</td> <td>2.000</td> <td>PC</td> </tr> <tr> <td>VM2269A0</td> <td>INTERNAL GLASS LOCKING SYSTEM CAP</td> <td>2.000</td> <td>PC</td> </tr> <tr> <td>VM2274A0</td> <td>GROOVED BUSHING</td> <td>1.000</td> <td>PC</td> </tr> <tr> <td>VM2275A0</td> <td>SMOOTH BUSHING</td> <td>1.000</td> <td>PC</td> </tr> <tr> <td>VM2285A0</td> <td>860 SERIES DRIP PROFILE</td> <td>1.000</td> <td>PC</td> </tr> <tr> <td>VM2305A0</td> <td>MM SERIES DOOR CAP FIXING PAWL</td> <td>14.000</td> <td>PC</td> </tr> <tr> <td>VM2312A0</td> <td>MM DRIP PROFILE DRAIN LEFT PIPE</td> <td>1.000</td> <td>PC</td> </tr> <tr> <td>VM2313A0</td> <td>MM DRIP TRAY RIGHT DRAIN PIPE</td> <td>1.000</td> <td>PC</td> </tr> </tbody> </table> | Code | Description | Qty | UOM | VI1930A1 | 5x20 ST. STEEL CHIP SCREW | 16.000 | PC | VI1960A1 | 4.2X9.5 CROSS ZN-NI SELF-THREADI NG SCREW | 10.000 | PC | VI1996A0 | M5x35 SCREW | 13.000 | PC | VM1630A1 | INTERNAL GLASS PUSHING CAP | 5.000 | PC | VM1631A0 | PLUS INNER GLASS PUSHING CAP | 5.000 | PC | VM2259A1 | 6 SERIES DOOR LOWER LEFT CAP | 1.000 | PC | VM2260A1 | 6 SERIES DOOR UPPER LEFT CAP | 1.000 | PC | VM2261A1 | MM DOOR LOWER RIGHT CAP | 1.000 | PC | VM2262A1 | MM DOOR UPPER RIGHT CAP | 1.000 | PC | VM2267A0 | INTERNAL GLASS LOCKING SYSTEM SLIDER | 2.000 | PC | VM2268A0 | DOOR MAGNET COVER | 2.000 | PC | VM2269A0 | INTERNAL GLASS LOCKING SYSTEM CAP | 2.000 | PC | VM2274A0 | GROOVED BUSHING | 1.000 | PC | VM2275A0 | SMOOTH BUSHING | 1.000 | PC | VM2285A0 | 860 SERIES DRIP PROFILE | 1.000 | PC | VM2305A0 | MM SERIES DOOR CAP FIXING PAWL | 14.000 | PC | VM2312A0 | MM DRIP PROFILE DRAIN LEFT PIPE | 1.000 | PC | VM2313A0 | MM DRIP TRAY RIGHT DRAIN PIPE | 1.000 | PC | |
| Code | Description | Qty | UOM | | | | | | | | | | | | | | | | | | | | | | | | | | | | | | | | | | | | | | | | | | | | | | | | | | | | | | | | | | | | | | | | | | | | | | | | | | | | | | | |
| VI1930A1 | 5x20 ST. STEEL CHIP SCREW | 16.000 | PC | | | | | | | | | | | | | | | | | | | | | | | | | | | | | | | | | | | | | | | | | | | | | | | | | | | | | | | | | | | | | | | | | | | | | | | | | | | | | | | |
| VI1960A1 | 4.2X9.5 CROSS ZN-NI SELF-THREADI NG SCREW | 10.000 | PC | | | | | | | | | | | | | | | | | | | | | | | | | | | | | | | | | | | | | | | | | | | | | | | | | | | | | | | | | | | | | | | | | | | | | | | | | | | | | | | |
| VI1996A0 | M5x35 SCREW | 13.000 | PC | | | | | | | | | | | | | | | | | | | | | | | | | | | | | | | | | | | | | | | | | | | | | | | | | | | | | | | | | | | | | | | | | | | | | | | | | | | | | | | |
| VM1630A1 | INTERNAL GLASS PUSHING CAP | 5.000 | PC | | | | | | | | | | | | | | | | | | | | | | | | | | | | | | | | | | | | | | | | | | | | | | | | | | | | | | | | | | | | | | | | | | | | | | | | | | | | | | | |
| VM1631A0 | PLUS INNER GLASS PUSHING CAP | 5.000 | PC | | | | | | | | | | | | | | | | | | | | | | | | | | | | | | | | | | | | | | | | | | | | | | | | | | | | | | | | | | | | | | | | | | | | | | | | | | | | | | | |
| VM2259A1 | 6 SERIES DOOR LOWER LEFT CAP | 1.000 | PC | | | | | | | | | | | | | | | | | | | | | | | | | | | | | | | | | | | | | | | | | | | | | | | | | | | | | | | | | | | | | | | | | | | | | | | | | | | | | | | |
| VM2260A1 | 6 SERIES DOOR UPPER LEFT CAP | 1.000 | PC | | | | | | | | | | | | | | | | | | | | | | | | | | | | | | | | | | | | | | | | | | | | | | | | | | | | | | | | | | | | | | | | | | | | | | | | | | | | | | | |
| VM2261A1 | MM DOOR LOWER RIGHT CAP | 1.000 | PC | | | | | | | | | | | | | | | | | | | | | | | | | | | | | | | | | | | | | | | | | | | | | | | | | | | | | | | | | | | | | | | | | | | | | | | | | | | | | | | |
| VM2262A1 | MM DOOR UPPER RIGHT CAP | 1.000 | PC | | | | | | | | | | | | | | | | | | | | | | | | | | | | | | | | | | | | | | | | | | | | | | | | | | | | | | | | | | | | | | | | | | | | | | | | | | | | | | | |
| VM2267A0 | INTERNAL GLASS LOCKING SYSTEM SLIDER | 2.000 | PC | | | | | | | | | | | | | | | | | | | | | | | | | | | | | | | | | | | | | | | | | | | | | | | | | | | | | | | | | | | | | | | | | | | | | | | | | | | | | | | |
| VM2268A0 | DOOR MAGNET COVER | 2.000 | PC | | | | | | | | | | | | | | | | | | | | | | | | | | | | | | | | | | | | | | | | | | | | | | | | | | | | | | | | | | | | | | | | | | | | | | | | | | | | | | | |
| VM2269A0 | INTERNAL GLASS LOCKING SYSTEM CAP | 2.000 | PC | | | | | | | | | | | | | | | | | | | | | | | | | | | | | | | | | | | | | | | | | | | | | | | | | | | | | | | | | | | | | | | | | | | | | | | | | | | | | | | |
| VM2274A0 | GROOVED BUSHING | 1.000 | PC | | | | | | | | | | | | | | | | | | | | | | | | | | | | | | | | | | | | | | | | | | | | | | | | | | | | | | | | | | | | | | | | | | | | | | | | | | | | | | | |
| VM2275A0 | SMOOTH BUSHING | 1.000 | PC | | | | | | | | | | | | | | | | | | | | | | | | | | | | | | | | | | | | | | | | | | | | | | | | | | | | | | | | | | | | | | | | | | | | | | | | | | | | | | | |
| VM2285A0 | 860 SERIES DRIP PROFILE | 1.000 | PC | | | | | | | | | | | | | | | | | | | | | | | | | | | | | | | | | | | | | | | | | | | | | | | | | | | | | | | | | | | | | | | | | | | | | | | | | | | | | | | |
| VM2305A0 | MM SERIES DOOR CAP FIXING PAWL | 14.000 | PC | | | | | | | | | | | | | | | | | | | | | | | | | | | | | | | | | | | | | | | | | | | | | | | | | | | | | | | | | | | | | | | | | | | | | | | | | | | | | | | |
| VM2312A0 | MM DRIP PROFILE DRAIN LEFT PIPE | 1.000 | PC | | | | | | | | | | | | | | | | | | | | | | | | | | | | | | | | | | | | | | | | | | | | | | | | | | | | | | | | | | | | | | | | | | | | | | | | | | | | | | | |
| VM2313A0 | MM DRIP TRAY RIGHT DRAIN PIPE | 1.000 | PC | | | | | | | | | | | | | | | | | | | | | | | | | | | | | | | | | | | | | | | | | | | | | | | | | | | | | | | | | | | | | | | | | | | | | | | | | | | | | | | |




| COMPONENT | | | SPARE PART | | | | | | | | | | | | | | | | | | | | | | | | | | | | | | | | | | | |
|-----------|--|---|------------|---|---|------|-------------|--------------------------|-------|----------|------------------------|----------------------------------|-------|----------|---|---|-------|----------|------------------------------------|--|-------|----------|---|---|-------|----------|---------------------------------|---|-------|----------|--|--|-------|----------|----------------------------------|--|-------|----|
| Code | Description | Image | Code | Description | Kit components | | | | | | | | | | | | | | | | | | | | | | | | | | | | | | | | | |
| VT1292A | XEBC-10EU-E EXTERNAL GLASS |  | KDR1275A | BAKERTOP 10EU RIGHT EXTERNAL DOOR | <table border="1"> <thead> <tr> <th>Code</th> <th>Description</th> <th>Qty</th> <th>UOM</th> </tr> </thead> <tbody> <tr> <td>VM2314A0</td> <td>MM DRIP PROFILE CAP</td> <td>2.000</td> <td>PC</td> </tr> <tr> <td>VM2315A0</td> <td>MIND.Maps INTERNAL GLASS CAP SUPPORT</td> <td>5.000</td> <td>PC</td> </tr> <tr> <td>VM2417A0</td> <td>PIN M10 DOOR CAP 6 SERIES MV</td> <td>1.000</td> <td>PC</td> </tr> <tr> <td>VM2505A0</td> <td>MM PLUS INTERNAL GLASS SUPPORT</td> <td>5.000</td> <td>PC</td> </tr> <tr> <td>VM2518A0</td> <td>BOARD COOLING FAN SUPPORT</td> <td>1.000</td> <td>PC</td> </tr> <tr> <td>VN1179A1</td> <td>CONTROL BOARD 40x40x20mm 12V COOLING FAN</td> <td>1.000</td> <td>PC</td> </tr> <tr> <td>VT1292A0</td> <td>XEBC-10EU-E EXTERNAL GLASS</td> <td>1.000</td> <td>PC</td> </tr> </tbody> </table> | Code | Description | Qty | UOM | VM2314A0 | MM DRIP PROFILE CAP | 2.000 | PC | VM2315A0 | MIND.Maps INTERNAL GLASS CAP SUPPORT | 5.000 | PC | VM2417A0 | PIN M10 DOOR CAP 6 SERIES MV | 1.000 | PC | VM2505A0 | MM PLUS INTERNAL GLASS SUPPORT | 5.000 | PC | VM2518A0 | BOARD COOLING FAN SUPPORT | 1.000 | PC | VN1179A1 | CONTROL BOARD 40x40x20mm 12V COOLING FAN | 1.000 | PC | VT1292A0 | XEBC-10EU-E EXTERNAL GLASS | 1.000 | PC | |
| | | | Code | Description | Qty | UOM | | | | | | | | | | | | | | | | | | | | | | | | | | | | | | | | |
| VM2314A0 | MM DRIP PROFILE CAP | 2.000 | PC | | | | | | | | | | | | | | | | | | | | | | | | | | | | | | | | | | | |
| VM2315A0 | MIND.Maps INTERNAL GLASS CAP SUPPORT | 5.000 | PC | | | | | | | | | | | | | | | | | | | | | | | | | | | | | | | | | | | |
| VM2417A0 | PIN M10 DOOR CAP 6 SERIES MV | 1.000 | PC | | | | | | | | | | | | | | | | | | | | | | | | | | | | | | | | | | | |
| VM2505A0 | MM PLUS INTERNAL GLASS SUPPORT | 5.000 | PC | | | | | | | | | | | | | | | | | | | | | | | | | | | | | | | | | | | |
| VM2518A0 | BOARD COOLING FAN SUPPORT | 1.000 | PC | | | | | | | | | | | | | | | | | | | | | | | | | | | | | | | | | | | |
| VN1179A1 | CONTROL BOARD 40x40x20mm 12V COOLING FAN | 1.000 | PC | | | | | | | | | | | | | | | | | | | | | | | | | | | | | | | | | | | |
| VT1292A0 | XEBC-10EU-E EXTERNAL GLASS | 1.000 | PC | | | | | | | | | | | | | | | | | | | | | | | | | | | | | | | | | | | |
| KDR1274B | CHEFTOP 10FS-2/1 -M LEFT EXTERNAL DOOR | <table border="1"> <thead> <tr> <th>Code</th> <th>Description</th> <th>Qty</th> <th>UOM</th> </tr> </thead> <tbody> <tr> <td>0B1126B0</td> <td>860mm DOOR LOWER BEAM</td> <td>1.000</td> <td>PC</td> </tr> <tr> <td>0B1173A0</td> <td>EXT. GLASS SUPPORT PROFILE</td> <td>2.000</td> <td>PC</td> </tr> <tr> <td>0B1218B0</td> <td>860MM DOUBLE GLASS DOOR UPPER BEAM</td> <td>1.000</td> <td>PC</td> </tr> <tr> <td>0B1219A1</td> <td>MM DOUBLE GLASS DOOR INT UPPER BEAM 860</td> <td>1.000</td> <td>PC</td> </tr> <tr> <td>0B1221A2</td> <td>LEFT 10EU-FS-21 RIGHT INT DOOR COLUM</td> <td>1.000</td> <td>PC</td> </tr> <tr> <td>0B1222B1</td> <td>LEFT 10EU-FS-21 DOOR LEFT EXT COLUMN</td> <td>1.000</td> <td>PC</td> </tr> <tr> <td>0B1223A2</td> <td>LEFT 10EU-FS-21 LEFT INT DOOR COLUM</td> <td>1.000</td> <td>PC</td> </tr> <tr> <td>0B1224A0</td> <td>LEFT 10FS-1021 RIGHT EXT DOOR COLUM</td> <td>1.000</td> <td>PC</td> </tr> </tbody> </table> | Code | Description | Qty | UOM | 0B1126B0 | 860mm DOOR LOWER BEAM | 1.000 | PC | 0B1173A0 | EXT. GLASS SUPPORT PROFILE | 2.000 | PC | 0B1218B0 | 860MM DOUBLE GLASS DOOR UPPER BEAM | 1.000 | PC | 0B1219A1 | MM DOUBLE GLASS DOOR INT UPPER BEAM 860 | 1.000 | PC | 0B1221A2 | LEFT 10EU-FS-21 RIGHT INT DOOR COLUM | 1.000 | PC | 0B1222B1 | LEFT 10EU-FS-21 DOOR LEFT EXT COLUMN | 1.000 | PC | 0B1223A2 | LEFT 10EU-FS-21 LEFT INT DOOR COLUM | 1.000 | PC | 0B1224A0 | LEFT 10FS-1021 RIGHT EXT DOOR COLUM | 1.000 | PC |
| Code | Description | Qty | UOM | | | | | | | | | | | | | | | | | | | | | | | | | | | | | | | | | | | |
| 0B1126B0 | 860mm DOOR LOWER BEAM | 1.000 | PC | | | | | | | | | | | | | | | | | | | | | | | | | | | | | | | | | | | |
| 0B1173A0 | EXT. GLASS SUPPORT PROFILE | 2.000 | PC | | | | | | | | | | | | | | | | | | | | | | | | | | | | | | | | | | | |
| 0B1218B0 | 860MM DOUBLE GLASS DOOR UPPER BEAM | 1.000 | PC | | | | | | | | | | | | | | | | | | | | | | | | | | | | | | | | | | | |
| 0B1219A1 | MM DOUBLE GLASS DOOR INT UPPER BEAM 860 | 1.000 | PC | | | | | | | | | | | | | | | | | | | | | | | | | | | | | | | | | | | |
| 0B1221A2 | LEFT 10EU-FS-21 RIGHT INT DOOR COLUM | 1.000 | PC | | | | | | | | | | | | | | | | | | | | | | | | | | | | | | | | | | | |
| 0B1222B1 | LEFT 10EU-FS-21 DOOR LEFT EXT COLUMN | 1.000 | PC | | | | | | | | | | | | | | | | | | | | | | | | | | | | | | | | | | | |
| 0B1223A2 | LEFT 10EU-FS-21 LEFT INT DOOR COLUM | 1.000 | PC | | | | | | | | | | | | | | | | | | | | | | | | | | | | | | | | | | | |
| 0B1224A0 | LEFT 10FS-1021 RIGHT EXT DOOR COLUM | 1.000 | PC | | | | | | | | | | | | | | | | | | | | | | | | | | | | | | | | | | | |




| COMPONENT | | | SPARE PART | | | | | | | | | | | | | | | | | | | | | | | | | | | | | | | | | | | | | | | | | | | | | | | | | | | | | | | | | | | | | | |
|-----------|--|---|------------|--|--|------|-------------|-----|-----|----------|--|-------|----|----------|--|-------|----|----------|--|-------|----|----------|--|-------|----|----------|--|-------|----|----------|---------------------------------------|-------|----|----------|--------------------------|-------|----|----------|--|-------|----|----------|--|--------|----|----------|--|-------|----|----------|--|-------|----|----------|--|-------|----|----------|---|-------|----|----------|------------------------------------|-------|----|
| Code | Description | Image | Code | Description | Kit components | | | | | | | | | | | | | | | | | | | | | | | | | | | | | | | | | | | | | | | | | | | | | | | | | | | | | | | | | | | | |
| VT1292A | XEBC-10EU-E EXTERNAL GLASS |  | KDR1274B | CHEFTOP 10FS-2/1 -M LEFT EXTERNAL DOOR | <table border="1"> <thead> <tr> <th>Code</th> <th>Description</th> <th>Qty</th> <th>UOM</th> </tr> </thead> <tbody> <tr> <td>CE1052A1</td> <td>MM USB-CONTRO L PANEL CONNECTING CABLE</td> <td>1.000</td> <td>PC</td> </tr> <tr> <td>CE1053B0</td> <td>MM MICROFIT LED BAR POWER SUPPLY CABL</td> <td>1.000</td> <td>PC</td> </tr> <tr> <td>CE1097A0</td> <td>4M SIHF 4 POLES MICROFIT CANBUS</td> <td>1.000</td> <td>PC</td> </tr> <tr> <td>CE1285A0</td> <td>EMI ROUND FERRITE MOD.26438015 02</td> <td>2.000</td> <td>PC</td> </tr> <tr> <td>LP1022A0</td> <td>6 SERIES L600 LED LIGHT BAR - E903</td> <td>1.000</td> <td>PC</td> </tr> <tr> <td>LP1028A0</td> <td>L=903 S6 NO LED LIGHT BAR COVER</td> <td>1.000</td> <td>PC</td> </tr> <tr> <td>MG1099A1</td> <td>MM COMPLETE HANDLE</td> <td>1.000</td> <td>PC</td> </tr> <tr> <td>RC1200A0</td> <td>ED=4 WIRE D=0.5 H24 COMPRESSIO N SPRING</td> <td>4.000</td> <td>PC</td> </tr> <tr> <td>SL1170A1</td> <td>S57 BLACK SILICON - 310ml CARTRIDGE</td> <td>52.000</td> <td>ML</td> </tr> <tr> <td>SL1229A0</td> <td>BAKER EXTERNAL GLASS UPPER SILICONE</td> <td>1.000</td> <td>PC</td> </tr> <tr> <td>SL1232A0</td> <td>10EU EXTERNAL GLASS LATERAL SILICONE</td> <td>4.000</td> <td>PC</td> </tr> <tr> <td>VE1030A1</td> <td>MAGNET FOR DOOR MICROSWITC H D=22.9mm</td> <td>1.000</td> <td>PC</td> </tr> <tr> <td>VI0239A1</td> <td>SELF-TAPPIN G SCREW 4.2X25 TCB+ INOX</td> <td>4.000</td> <td>PC</td> </tr> <tr> <td>VI1103A0</td> <td>40X12 TBSP SCREW FOR PLASTIC</td> <td>2.000</td> <td>PC</td> </tr> </tbody> </table> | Code | Description | Qty | UOM | CE1052A1 | MM USB-CONTRO L PANEL CONNECTING CABLE | 1.000 | PC | CE1053B0 | MM MICROFIT LED BAR POWER SUPPLY CABL | 1.000 | PC | CE1097A0 | 4M SIHF 4 POLES MICROFIT CANBUS | 1.000 | PC | CE1285A0 | EMI ROUND FERRITE MOD.26438015 02 | 2.000 | PC | LP1022A0 | 6 SERIES L600 LED LIGHT BAR - E903 | 1.000 | PC | LP1028A0 | L=903 S6 NO LED LIGHT BAR COVER | 1.000 | PC | MG1099A1 | MM COMPLETE HANDLE | 1.000 | PC | RC1200A0 | ED=4 WIRE D=0.5 H24 COMPRESSIO N SPRING | 4.000 | PC | SL1170A1 | S57 BLACK SILICON - 310ml CARTRIDGE | 52.000 | ML | SL1229A0 | BAKER EXTERNAL GLASS UPPER SILICONE | 1.000 | PC | SL1232A0 | 10EU EXTERNAL GLASS LATERAL SILICONE | 4.000 | PC | VE1030A1 | MAGNET FOR DOOR MICROSWITC H D=22.9mm | 1.000 | PC | VI0239A1 | SELF-TAPPIN G SCREW 4.2X25 TCB+ INOX | 4.000 | PC | VI1103A0 | 40X12 TBSP SCREW FOR PLASTIC | 2.000 | PC |
| Code | Description | Qty | UOM | | | | | | | | | | | | | | | | | | | | | | | | | | | | | | | | | | | | | | | | | | | | | | | | | | | | | | | | | | | | | | |
| CE1052A1 | MM USB-CONTRO L PANEL CONNECTING CABLE | 1.000 | PC | | | | | | | | | | | | | | | | | | | | | | | | | | | | | | | | | | | | | | | | | | | | | | | | | | | | | | | | | | | | | | |
| CE1053B0 | MM MICROFIT LED BAR POWER SUPPLY CABL | 1.000 | PC | | | | | | | | | | | | | | | | | | | | | | | | | | | | | | | | | | | | | | | | | | | | | | | | | | | | | | | | | | | | | | |
| CE1097A0 | 4M SIHF 4 POLES MICROFIT CANBUS | 1.000 | PC | | | | | | | | | | | | | | | | | | | | | | | | | | | | | | | | | | | | | | | | | | | | | | | | | | | | | | | | | | | | | | |
| CE1285A0 | EMI ROUND FERRITE MOD.26438015 02 | 2.000 | PC | | | | | | | | | | | | | | | | | | | | | | | | | | | | | | | | | | | | | | | | | | | | | | | | | | | | | | | | | | | | | | |
| LP1022A0 | 6 SERIES L600 LED LIGHT BAR - E903 | 1.000 | PC | | | | | | | | | | | | | | | | | | | | | | | | | | | | | | | | | | | | | | | | | | | | | | | | | | | | | | | | | | | | | | |
| LP1028A0 | L=903 S6 NO LED LIGHT BAR COVER | 1.000 | PC | | | | | | | | | | | | | | | | | | | | | | | | | | | | | | | | | | | | | | | | | | | | | | | | | | | | | | | | | | | | | | |
| MG1099A1 | MM COMPLETE HANDLE | 1.000 | PC | | | | | | | | | | | | | | | | | | | | | | | | | | | | | | | | | | | | | | | | | | | | | | | | | | | | | | | | | | | | | | |
| RC1200A0 | ED=4 WIRE D=0.5 H24 COMPRESSIO N SPRING | 4.000 | PC | | | | | | | | | | | | | | | | | | | | | | | | | | | | | | | | | | | | | | | | | | | | | | | | | | | | | | | | | | | | | | |
| SL1170A1 | S57 BLACK SILICON - 310ml CARTRIDGE | 52.000 | ML | | | | | | | | | | | | | | | | | | | | | | | | | | | | | | | | | | | | | | | | | | | | | | | | | | | | | | | | | | | | | | |
| SL1229A0 | BAKER EXTERNAL GLASS UPPER SILICONE | 1.000 | PC | | | | | | | | | | | | | | | | | | | | | | | | | | | | | | | | | | | | | | | | | | | | | | | | | | | | | | | | | | | | | | |
| SL1232A0 | 10EU EXTERNAL GLASS LATERAL SILICONE | 4.000 | PC | | | | | | | | | | | | | | | | | | | | | | | | | | | | | | | | | | | | | | | | | | | | | | | | | | | | | | | | | | | | | | |
| VE1030A1 | MAGNET FOR DOOR MICROSWITC H D=22.9mm | 1.000 | PC | | | | | | | | | | | | | | | | | | | | | | | | | | | | | | | | | | | | | | | | | | | | | | | | | | | | | | | | | | | | | | |
| VI0239A1 | SELF-TAPPIN G SCREW 4.2X25 TCB+ INOX | 4.000 | PC | | | | | | | | | | | | | | | | | | | | | | | | | | | | | | | | | | | | | | | | | | | | | | | | | | | | | | | | | | | | | | |
| VI1103A0 | 40X12 TBSP SCREW FOR PLASTIC | 2.000 | PC | | | | | | | | | | | | | | | | | | | | | | | | | | | | | | | | | | | | | | | | | | | | | | | | | | | | | | | | | | | | | | |




| COMPONENT | | | SPARE PART | | | | | | | | | | | | | | | | | | | | | | | | | | | | | | | | | | | | | | | | | | | | | | | | | | | | | | | | | | | | | | | | | | | | | | | | | | | | | | |
|-----------|------------------------------------|---|------------|--|---|---|-------------|-----|-----|----------|--------------------------------------|--------|----|----------|---------------------------------|--------|----|----------|-------------|--------|----|----------|---|--------|----|----------|---|-------|----|----------|----------------------------------|-------|----|----------|------------------------------------|-------|----|----------|--|-------|----|----------|-------------------------|-------|----|----------|---------------------------|-------|----|----------|--------------------|-------|----|----------|-------------------|-------|----|----------|-----------------------------------|-------|----|----------|--------------------------------------|--------|----|----------|-------------------------------------|-------|----|----------|------------------------|-------|----|----------|---------------------------------|-------|----|----------|------------------------------------|-------|----|
| Code | Description | Image | Code | Description | Kit components | | | | | | | | | | | | | | | | | | | | | | | | | | | | | | | | | | | | | | | | | | | | | | | | | | | | | | | | | | | | | | | | | | | | | | | | | | | | |
| VT1292A | XEBC-10EU-E EXTERNAL GLASS |  | KDR1274B | CHEFTOP 10FS-2/1 -M LEFT EXTERNAL DOOR | <table border="1"> <thead> <tr> <th>Code</th> <th>Description</th> <th>Qty</th> <th>UOM</th> </tr> </thead> <tbody> <tr> <td>VI1220A1</td> <td>4,2x12 TCB SELF-TAPPIN G SCREW</td> <td>30.000</td> <td>PC</td> </tr> <tr> <td>VI1930A1</td> <td>5x20 ST. STEEL CHIP SCREW</td> <td>16.000</td> <td>PC</td> </tr> <tr> <td>VI1996A0</td> <td>M5x35 SCREW</td> <td>13.000</td> <td>PC</td> </tr> <tr> <td>VI2070A0</td> <td>SHEETTRACS TCB+ 40x8 SELF-THREAD SCREW</td> <td>10.000</td> <td>PC</td> </tr> <tr> <td>VM1490A0</td> <td>CHEFTOP/BAK ERTOP HANDLE SCREWS COVER</td> <td>2.000</td> <td>PC</td> </tr> <tr> <td>VM1630A1</td> <td>INTERNAL GLASS PUSHING CAP</td> <td>5.000</td> <td>PC</td> </tr> <tr> <td>VM1631A0</td> <td>PLUS INNER GLASS PUSHING CAP</td> <td>5.000</td> <td>PC</td> </tr> <tr> <td>VM2267A0</td> <td>INTERNAL GLASS LOCKING SYSTEM SLIDER</td> <td>2.000</td> <td>PC</td> </tr> <tr> <td>VM2268A0</td> <td>DOOR MAGNET COVER</td> <td>2.000</td> <td>PC</td> </tr> <tr> <td>VM2269B0</td> <td>INNER GLASS FIXING CAP</td> <td>2.000</td> <td>PC</td> </tr> <tr> <td>VM2274A0</td> <td>GROOVED BUSHING</td> <td>1.000</td> <td>PC</td> </tr> <tr> <td>VM2275A0</td> <td>SMOOTH BUSHING</td> <td>1.000</td> <td>PC</td> </tr> <tr> <td>VM2285B0</td> <td>860 SERIES DRIP PROFILE KIT</td> <td>1.000</td> <td>PC</td> </tr> <tr> <td>VM2305A0</td> <td>MM SERIES DOOR CAP FIXING PAWL</td> <td>14.000</td> <td>PC</td> </tr> <tr> <td>VM2313A0</td> <td>MM DRIP TRAY RIGHT DRAIN PIPE</td> <td>1.000</td> <td>PC</td> </tr> <tr> <td>VM2314A0</td> <td>MM DRIP PROFILE CAP</td> <td>1.000</td> <td>PC</td> </tr> <tr> <td>VM2315B0</td> <td>S6 INTERNAL GLASS SUPPORT</td> <td>5.000</td> <td>PC</td> </tr> <tr> <td>VM2383B0</td> <td>MM LEFT DOOR UPPER RIGHT CAP</td> <td>1.000</td> <td>PC</td> </tr> </tbody> </table> | Code | Description | Qty | UOM | VI1220A1 | 4,2x12 TCB SELF-TAPPIN G SCREW | 30.000 | PC | VI1930A1 | 5x20 ST. STEEL CHIP SCREW | 16.000 | PC | VI1996A0 | M5x35 SCREW | 13.000 | PC | VI2070A0 | SHEETTRACS TCB+ 40x8 SELF-THREAD SCREW | 10.000 | PC | VM1490A0 | CHEFTOP/BAK ERTOP HANDLE SCREWS COVER | 2.000 | PC | VM1630A1 | INTERNAL GLASS PUSHING CAP | 5.000 | PC | VM1631A0 | PLUS INNER GLASS PUSHING CAP | 5.000 | PC | VM2267A0 | INTERNAL GLASS LOCKING SYSTEM SLIDER | 2.000 | PC | VM2268A0 | DOOR MAGNET COVER | 2.000 | PC | VM2269B0 | INNER GLASS FIXING CAP | 2.000 | PC | VM2274A0 | GROOVED BUSHING | 1.000 | PC | VM2275A0 | SMOOTH BUSHING | 1.000 | PC | VM2285B0 | 860 SERIES DRIP PROFILE KIT | 1.000 | PC | VM2305A0 | MM SERIES DOOR CAP FIXING PAWL | 14.000 | PC | VM2313A0 | MM DRIP TRAY RIGHT DRAIN PIPE | 1.000 | PC | VM2314A0 | MM DRIP PROFILE CAP | 1.000 | PC | VM2315B0 | S6 INTERNAL GLASS SUPPORT | 5.000 | PC | VM2383B0 | MM LEFT DOOR UPPER RIGHT CAP | 1.000 | PC |
| | | | | | Code | Description | Qty | UOM | | | | | | | | | | | | | | | | | | | | | | | | | | | | | | | | | | | | | | | | | | | | | | | | | | | | | | | | | | | | | | | | | | | | | | | | | |
| | | | | | VI1220A1 | 4,2x12 TCB SELF-TAPPIN G SCREW | 30.000 | PC | | | | | | | | | | | | | | | | | | | | | | | | | | | | | | | | | | | | | | | | | | | | | | | | | | | | | | | | | | | | | | | | | | | | | | | | | |
| | | | | | VI1930A1 | 5x20 ST. STEEL CHIP SCREW | 16.000 | PC | | | | | | | | | | | | | | | | | | | | | | | | | | | | | | | | | | | | | | | | | | | | | | | | | | | | | | | | | | | | | | | | | | | | | | | | | |
| | | | | | VI1996A0 | M5x35 SCREW | 13.000 | PC | | | | | | | | | | | | | | | | | | | | | | | | | | | | | | | | | | | | | | | | | | | | | | | | | | | | | | | | | | | | | | | | | | | | | | | | | |
| | | | | | VI2070A0 | SHEETTRACS TCB+ 40x8 SELF-THREAD SCREW | 10.000 | PC | | | | | | | | | | | | | | | | | | | | | | | | | | | | | | | | | | | | | | | | | | | | | | | | | | | | | | | | | | | | | | | | | | | | | | | | | |
| | | | | | VM1490A0 | CHEFTOP/BAK ERTOP HANDLE SCREWS COVER | 2.000 | PC | | | | | | | | | | | | | | | | | | | | | | | | | | | | | | | | | | | | | | | | | | | | | | | | | | | | | | | | | | | | | | | | | | | | | | | | | |
| | | | | | VM1630A1 | INTERNAL GLASS PUSHING CAP | 5.000 | PC | | | | | | | | | | | | | | | | | | | | | | | | | | | | | | | | | | | | | | | | | | | | | | | | | | | | | | | | | | | | | | | | | | | | | | | | | |
| | | | | | VM1631A0 | PLUS INNER GLASS PUSHING CAP | 5.000 | PC | | | | | | | | | | | | | | | | | | | | | | | | | | | | | | | | | | | | | | | | | | | | | | | | | | | | | | | | | | | | | | | | | | | | | | | | | |
| | | | | | VM2267A0 | INTERNAL GLASS LOCKING SYSTEM SLIDER | 2.000 | PC | | | | | | | | | | | | | | | | | | | | | | | | | | | | | | | | | | | | | | | | | | | | | | | | | | | | | | | | | | | | | | | | | | | | | | | | | |
| | | | | | VM2268A0 | DOOR MAGNET COVER | 2.000 | PC | | | | | | | | | | | | | | | | | | | | | | | | | | | | | | | | | | | | | | | | | | | | | | | | | | | | | | | | | | | | | | | | | | | | | | | | | |
| | | | | | VM2269B0 | INNER GLASS FIXING CAP | 2.000 | PC | | | | | | | | | | | | | | | | | | | | | | | | | | | | | | | | | | | | | | | | | | | | | | | | | | | | | | | | | | | | | | | | | | | | | | | | | |
| | | | | | VM2274A0 | GROOVED BUSHING | 1.000 | PC | | | | | | | | | | | | | | | | | | | | | | | | | | | | | | | | | | | | | | | | | | | | | | | | | | | | | | | | | | | | | | | | | | | | | | | | | |
| | | | | | VM2275A0 | SMOOTH BUSHING | 1.000 | PC | | | | | | | | | | | | | | | | | | | | | | | | | | | | | | | | | | | | | | | | | | | | | | | | | | | | | | | | | | | | | | | | | | | | | | | | | |
| | | | | | VM2285B0 | 860 SERIES DRIP PROFILE KIT | 1.000 | PC | | | | | | | | | | | | | | | | | | | | | | | | | | | | | | | | | | | | | | | | | | | | | | | | | | | | | | | | | | | | | | | | | | | | | | | | | |
| | | | | | VM2305A0 | MM SERIES DOOR CAP FIXING PAWL | 14.000 | PC | | | | | | | | | | | | | | | | | | | | | | | | | | | | | | | | | | | | | | | | | | | | | | | | | | | | | | | | | | | | | | | | | | | | | | | | | |
| | | | | | VM2313A0 | MM DRIP TRAY RIGHT DRAIN PIPE | 1.000 | PC | | | | | | | | | | | | | | | | | | | | | | | | | | | | | | | | | | | | | | | | | | | | | | | | | | | | | | | | | | | | | | | | | | | | | | | | | |
| VM2314A0 | MM DRIP PROFILE CAP | 1.000 | PC | | | | | | | | | | | | | | | | | | | | | | | | | | | | | | | | | | | | | | | | | | | | | | | | | | | | | | | | | | | | | | | | | | | | | | | | | | | | | | |
| VM2315B0 | S6 INTERNAL GLASS SUPPORT | 5.000 | PC | | | | | | | | | | | | | | | | | | | | | | | | | | | | | | | | | | | | | | | | | | | | | | | | | | | | | | | | | | | | | | | | | | | | | | | | | | | | | | |
| VM2383B0 | MM LEFT DOOR UPPER RIGHT CAP | 1.000 | PC | | | | | | | | | | | | | | | | | | | | | | | | | | | | | | | | | | | | | | | | | | | | | | | | | | | | | | | | | | | | | | | | | | | | | | | | | | | | | | |




| COMPONENT | | | SPARE PART | | | | | | | | | | | | | | | | | | | | | | | | | | | | | | | | | | | | | | |
|-----------|--|--|------------|--|---|------|-------------|------------------------------------|-------|----------|------------------------------------|----------------------------------|-------|----------|-----------------------------------|---|-------|----------|---|--|-------|----------|---|---|-------|----------|---|---|-------|----------|--|-------|----|----------|--|-------|----|----------|----------------------------------|-------|----|
| Code | Description | Image | Code | Description | Kit components | | | | | | | | | | | | | | | | | | | | | | | | | | | | | | | | | | | | |
| VT1292A | XEBC-10EU-E EXTERNAL GLASS |  | KDR1274B | CHEFTOP 10FS-2/1 -M LEFT EXTERNAL DOOR | <table border="1"> <thead> <tr> <th>Code</th> <th>Description</th> <th>Qty</th> <th>UOM</th> </tr> </thead> <tbody> <tr> <td>VM2384B0</td> <td>MM LEFT DOOR RIGHT LOWER CAP</td> <td>1.000</td> <td>PC</td> </tr> <tr> <td>VM2385B0</td> <td>MM LEFT DOOR UPPER LEFT CAP</td> <td>1.000</td> <td>PC</td> </tr> <tr> <td>VM2386B0</td> <td>MM -M LEFT DOOR LEFT LOWER CAP KI</td> <td>1.000</td> <td>PC</td> </tr> <tr> <td>VM2410A0</td> <td>PLATE TO STOP EXTRUDED LED BAR</td> <td>4.000</td> <td>PC</td> </tr> <tr> <td>VM2505B1</td> <td>MM PLUS INTERNAL GLASS SUPPORT</td> <td>5.000</td> <td>PC</td> </tr> <tr> <td>VP1080A0</td> <td>UPPER HINGE CAP FOR LOWER INNER GLASS</td> <td>1.000</td> <td>PC</td> </tr> <tr> <td>VP1081A0</td> <td>UPPER HINGE CAP FOR UPPER INNER GLASS</td> <td>1.000</td> <td>PC</td> </tr> <tr> <td>VT1292A0</td> <td>XEBC-10EU-E EXTERNAL GLASS</td> <td>1.000</td> <td>PC</td> </tr> </tbody> </table> | Code | Description | Qty | UOM | VM2384B0 | MM LEFT DOOR RIGHT LOWER CAP | 1.000 | PC | VM2385B0 | MM LEFT DOOR UPPER LEFT CAP | 1.000 | PC | VM2386B0 | MM -M LEFT DOOR LEFT LOWER CAP KI | 1.000 | PC | VM2410A0 | PLATE TO STOP EXTRUDED LED BAR | 4.000 | PC | VM2505B1 | MM PLUS INTERNAL GLASS SUPPORT | 5.000 | PC | VP1080A0 | UPPER HINGE CAP FOR LOWER INNER GLASS | 1.000 | PC | VP1081A0 | UPPER HINGE CAP FOR UPPER INNER GLASS | 1.000 | PC | VT1292A0 | XEBC-10EU-E EXTERNAL GLASS | 1.000 | PC |
| | | | Code | Description | Qty | UOM | | | | | | | | | | | | | | | | | | | | | | | | | | | | | | | | | | | |
| VM2384B0 | MM LEFT DOOR RIGHT LOWER CAP | 1.000 | PC | | | | | | | | | | | | | | | | | | | | | | | | | | | | | | | | | | | | | | |
| VM2385B0 | MM LEFT DOOR UPPER LEFT CAP | 1.000 | PC | | | | | | | | | | | | | | | | | | | | | | | | | | | | | | | | | | | | | | |
| VM2386B0 | MM -M LEFT DOOR LEFT LOWER CAP KI | 1.000 | PC | | | | | | | | | | | | | | | | | | | | | | | | | | | | | | | | | | | | | | |
| VM2410A0 | PLATE TO STOP EXTRUDED LED BAR | 4.000 | PC | | | | | | | | | | | | | | | | | | | | | | | | | | | | | | | | | | | | | | |
| VM2505B1 | MM PLUS INTERNAL GLASS SUPPORT | 5.000 | PC | | | | | | | | | | | | | | | | | | | | | | | | | | | | | | | | | | | | | | |
| VP1080A0 | UPPER HINGE CAP FOR LOWER INNER GLASS | 1.000 | PC | | | | | | | | | | | | | | | | | | | | | | | | | | | | | | | | | | | | | | |
| VP1081A0 | UPPER HINGE CAP FOR UPPER INNER GLASS | 1.000 | PC | | | | | | | | | | | | | | | | | | | | | | | | | | | | | | | | | | | | | | |
| VT1292A0 | XEBC-10EU-E EXTERNAL GLASS | 1.000 | PC | | | | | | | | | | | | | | | | | | | | | | | | | | | | | | | | | | | | | | |
| KDR1274A | CHEFTOP 10FS LEFT EXTERNAL DOOR | <table border="1"> <thead> <tr> <th>Code</th> <th>Description</th> <th>Qty</th> <th>UOM</th> </tr> </thead> <tbody> <tr> <td>0B1126A1</td> <td>860mm DOOR LOWER FRAME SHAPE</td> <td>1.000</td> <td>PC</td> </tr> <tr> <td>0B1173A0</td> <td>EXT. GLASS SUPPORT PROFILE</td> <td>2.000</td> <td>PC</td> </tr> <tr> <td>0B1218A1</td> <td>860MM DOUBLE GLASS DOOR UPPER BEAM</td> <td>1.000</td> <td>PC</td> </tr> <tr> <td>0B1219A1</td> <td>MM DOUBLE GLASS DOOR INT UPPER BEAM 860</td> <td>1.000</td> <td>PC</td> </tr> <tr> <td>0B1221A2</td> <td>LEFT 10EU-FS-21 RIGHT INT DOOR COLUM</td> <td>1.000</td> <td>PC</td> </tr> <tr> <td>0B1222B1</td> <td>LEFT 10EU-FS-21 DOOR LEFT EXT COLUMN</td> <td>1.000</td> <td>PC</td> </tr> </tbody> </table> | Code | Description | Qty | UOM | 0B1126A1 | 860mm DOOR LOWER FRAME SHAPE | 1.000 | PC | 0B1173A0 | EXT. GLASS SUPPORT PROFILE | 2.000 | PC | 0B1218A1 | 860MM DOUBLE GLASS DOOR UPPER BEAM | 1.000 | PC | 0B1219A1 | MM DOUBLE GLASS DOOR INT UPPER BEAM 860 | 1.000 | PC | 0B1221A2 | LEFT 10EU-FS-21 RIGHT INT DOOR COLUM | 1.000 | PC | 0B1222B1 | LEFT 10EU-FS-21 DOOR LEFT EXT COLUMN | 1.000 | PC | | | | | | | | | | | |
| Code | Description | Qty | UOM | | | | | | | | | | | | | | | | | | | | | | | | | | | | | | | | | | | | | | |
| 0B1126A1 | 860mm DOOR LOWER FRAME SHAPE | 1.000 | PC | | | | | | | | | | | | | | | | | | | | | | | | | | | | | | | | | | | | | | |
| 0B1173A0 | EXT. GLASS SUPPORT PROFILE | 2.000 | PC | | | | | | | | | | | | | | | | | | | | | | | | | | | | | | | | | | | | | | |
| 0B1218A1 | 860MM DOUBLE GLASS DOOR UPPER BEAM | 1.000 | PC | | | | | | | | | | | | | | | | | | | | | | | | | | | | | | | | | | | | | | |
| 0B1219A1 | MM DOUBLE GLASS DOOR INT UPPER BEAM 860 | 1.000 | PC | | | | | | | | | | | | | | | | | | | | | | | | | | | | | | | | | | | | | | |
| 0B1221A2 | LEFT 10EU-FS-21 RIGHT INT DOOR COLUM | 1.000 | PC | | | | | | | | | | | | | | | | | | | | | | | | | | | | | | | | | | | | | | |
| 0B1222B1 | LEFT 10EU-FS-21 DOOR LEFT EXT COLUMN | 1.000 | PC | | | | | | | | | | | | | | | | | | | | | | | | | | | | | | | | | | | | | | |




| COMPONENT | | | SPARE PART | | | | | | | | | | | | | | | | | | | | | | | | | | | | | | | | | | | | | | | | | | | | | | | | | | | | | | | | | | | | | | |
|-----------|--|---|------------|---------------------------------------|---|------|-------------|-----|-----|----------|--|-------|----|----------|--|-------|----|----------|--|-------|----|----------|--|-------|----|----------|--|-------|----|----------|---|-------|----|----------|--|-------|----|----------|--|-------|----|----------|---------------------------------------|-------|----|----------|--------------------------|-------|----|----------|--|--------|----|----------|--|-------|----|----------|----------------------------------|--------|----|----------|--------------------------------------|--------|----|
| Code | Description | Image | Code | Description | Kit components | | | | | | | | | | | | | | | | | | | | | | | | | | | | | | | | | | | | | | | | | | | | | | | | | | | | | | | | | | | | |
| VT1292A | XEBC-10EU-E EXTERNAL GLASS |  | KDR1274A | CHEFTOP 10FS LEFT EXTERNAL DOOR | <table border="1"> <thead> <tr> <th>Code</th> <th>Description</th> <th>Qty</th> <th>UOM</th> </tr> </thead> <tbody> <tr> <td>0B1223A2</td> <td>LEFT 10EU-FS-21 LEFT INT DOOR COLUM</td> <td>1.000</td> <td>PC</td> </tr> <tr> <td>0B1224A0</td> <td>LEFT 10FS-1021 RIGHT EXT DOOR COLUM</td> <td>1.000</td> <td>PC</td> </tr> <tr> <td>CE1052A1</td> <td>MM USB-CONTRO L PANEL CONNECTING CABLE</td> <td>1.000</td> <td>PC</td> </tr> <tr> <td>CE1053B0</td> <td>MM MICROFIT LED BAR POWER SUPPLY CABL</td> <td>1.000</td> <td>PC</td> </tr> <tr> <td>CE1285A0</td> <td>EMI ROUND FERRITE MOD.26438015 02</td> <td>1.000</td> <td>PC</td> </tr> <tr> <td>CE1290A0</td> <td>EXTRACTABL E FEMALE TERMINAL CPF 5/4</td> <td>1.000</td> <td>PC</td> </tr> <tr> <td>CE1310A1</td> <td>POWER - CONTROL BOARD CONNECTING CABLE</td> <td>1.000</td> <td>PC</td> </tr> <tr> <td>LP1022A0</td> <td>6 SERIES L600 LED LIGHT BAR - E903</td> <td>1.000</td> <td>PC</td> </tr> <tr> <td>LP1028A0</td> <td>L=903 S6 NO LED LIGHT BAR COVER</td> <td>1.000</td> <td>PC</td> </tr> <tr> <td>MG1083A2</td> <td>MM COMPLETE HANDLE</td> <td>1.000</td> <td>PC</td> </tr> <tr> <td>SL1170A1</td> <td>S57 BLACK SILICON - 310ml CARTRIDGE</td> <td>14.000</td> <td>ML</td> </tr> <tr> <td>VE1030A1</td> <td>MAGNET FOR DOOR MICROSWITC H D=22,9mm</td> <td>1.000</td> <td>PC</td> </tr> <tr> <td>VI1147A0</td> <td>5X25 STAINLESS STEEL SCREW</td> <td>16.000</td> <td>PC</td> </tr> <tr> <td>VI1220A1</td> <td>4,2x12 TCB SELF-TAPPIN G SCREW</td> <td>17.000</td> <td>PC</td> </tr> </tbody> </table> | Code | Description | Qty | UOM | 0B1223A2 | LEFT 10EU-FS-21 LEFT INT DOOR COLUM | 1.000 | PC | 0B1224A0 | LEFT 10FS-1021 RIGHT EXT DOOR COLUM | 1.000 | PC | CE1052A1 | MM USB-CONTRO L PANEL CONNECTING CABLE | 1.000 | PC | CE1053B0 | MM MICROFIT LED BAR POWER SUPPLY CABL | 1.000 | PC | CE1285A0 | EMI ROUND FERRITE MOD.26438015 02 | 1.000 | PC | CE1290A0 | EXTRACTABL E FEMALE TERMINAL CPF 5/4 | 1.000 | PC | CE1310A1 | POWER - CONTROL BOARD CONNECTING CABLE | 1.000 | PC | LP1022A0 | 6 SERIES L600 LED LIGHT BAR - E903 | 1.000 | PC | LP1028A0 | L=903 S6 NO LED LIGHT BAR COVER | 1.000 | PC | MG1083A2 | MM COMPLETE HANDLE | 1.000 | PC | SL1170A1 | S57 BLACK SILICON - 310ml CARTRIDGE | 14.000 | ML | VE1030A1 | MAGNET FOR DOOR MICROSWITC H D=22,9mm | 1.000 | PC | VI1147A0 | 5X25 STAINLESS STEEL SCREW | 16.000 | PC | VI1220A1 | 4,2x12 TCB SELF-TAPPIN G SCREW | 17.000 | PC |
| Code | Description | Qty | UOM | | | | | | | | | | | | | | | | | | | | | | | | | | | | | | | | | | | | | | | | | | | | | | | | | | | | | | | | | | | | | | |
| 0B1223A2 | LEFT 10EU-FS-21 LEFT INT DOOR COLUM | 1.000 | PC | | | | | | | | | | | | | | | | | | | | | | | | | | | | | | | | | | | | | | | | | | | | | | | | | | | | | | | | | | | | | | |
| 0B1224A0 | LEFT 10FS-1021 RIGHT EXT DOOR COLUM | 1.000 | PC | | | | | | | | | | | | | | | | | | | | | | | | | | | | | | | | | | | | | | | | | | | | | | | | | | | | | | | | | | | | | | |
| CE1052A1 | MM USB-CONTRO L PANEL CONNECTING CABLE | 1.000 | PC | | | | | | | | | | | | | | | | | | | | | | | | | | | | | | | | | | | | | | | | | | | | | | | | | | | | | | | | | | | | | | |
| CE1053B0 | MM MICROFIT LED BAR POWER SUPPLY CABL | 1.000 | PC | | | | | | | | | | | | | | | | | | | | | | | | | | | | | | | | | | | | | | | | | | | | | | | | | | | | | | | | | | | | | | |
| CE1285A0 | EMI ROUND FERRITE MOD.26438015 02 | 1.000 | PC | | | | | | | | | | | | | | | | | | | | | | | | | | | | | | | | | | | | | | | | | | | | | | | | | | | | | | | | | | | | | | |
| CE1290A0 | EXTRACTABL E FEMALE TERMINAL CPF 5/4 | 1.000 | PC | | | | | | | | | | | | | | | | | | | | | | | | | | | | | | | | | | | | | | | | | | | | | | | | | | | | | | | | | | | | | | |
| CE1310A1 | POWER - CONTROL BOARD CONNECTING CABLE | 1.000 | PC | | | | | | | | | | | | | | | | | | | | | | | | | | | | | | | | | | | | | | | | | | | | | | | | | | | | | | | | | | | | | | |
| LP1022A0 | 6 SERIES L600 LED LIGHT BAR - E903 | 1.000 | PC | | | | | | | | | | | | | | | | | | | | | | | | | | | | | | | | | | | | | | | | | | | | | | | | | | | | | | | | | | | | | | |
| LP1028A0 | L=903 S6 NO LED LIGHT BAR COVER | 1.000 | PC | | | | | | | | | | | | | | | | | | | | | | | | | | | | | | | | | | | | | | | | | | | | | | | | | | | | | | | | | | | | | | |
| MG1083A2 | MM COMPLETE HANDLE | 1.000 | PC | | | | | | | | | | | | | | | | | | | | | | | | | | | | | | | | | | | | | | | | | | | | | | | | | | | | | | | | | | | | | | |
| SL1170A1 | S57 BLACK SILICON - 310ml CARTRIDGE | 14.000 | ML | | | | | | | | | | | | | | | | | | | | | | | | | | | | | | | | | | | | | | | | | | | | | | | | | | | | | | | | | | | | | | |
| VE1030A1 | MAGNET FOR DOOR MICROSWITC H D=22,9mm | 1.000 | PC | | | | | | | | | | | | | | | | | | | | | | | | | | | | | | | | | | | | | | | | | | | | | | | | | | | | | | | | | | | | | | |
| VI1147A0 | 5X25 STAINLESS STEEL SCREW | 16.000 | PC | | | | | | | | | | | | | | | | | | | | | | | | | | | | | | | | | | | | | | | | | | | | | | | | | | | | | | | | | | | | | | |
| VI1220A1 | 4,2x12 TCB SELF-TAPPIN G SCREW | 17.000 | PC | | | | | | | | | | | | | | | | | | | | | | | | | | | | | | | | | | | | | | | | | | | | | | | | | | | | | | | | | | | | | | |





| COMPONENT | | | SPARE PART | | | | | | | | | | | | | | | | | | | | | | | | | | | | | | | | | | | | | | | | | | | | | | | | | | | | | | | | | | | | | | | | | | | | | | | | | | | | | | |
|-----------|---|---|------------|---------------------------------------|---|------|-------------|-----|-----|----------|---|--------|----|----------|-------------|--------|----|----------|----------------------------------|-------|----|----------|------------------------------------|-------|----|----------|--|-------|----|----------|-------------------------|-------|----|----------|--|-------|----|----------|--------------------|-------|----|----------|-------------------|-------|----|----------|----------------------------|-------|----|----------|--------------------------------------|--------|----|----------|--|-------|----|----------|-------------------------------------|-------|----|----------|------------------------|-------|----|----------|---|-------|----|----------|------------------------------------|-------|----|----------|------------------------------------|-------|----|----------|-----------------------------------|-------|----|
| Code | Description | Image | Code | Description | Kit components | | | | | | | | | | | | | | | | | | | | | | | | | | | | | | | | | | | | | | | | | | | | | | | | | | | | | | | | | | | | | | | | | | | | | | | | | | | | |
| VT1292A | XEBC-10EU-E EXTERNAL GLASS |  | KDR1274A | CHEFTOP 10FS LEFT EXTERNAL DOOR | <table border="1"> <thead> <tr> <th>Code</th> <th>Description</th> <th>Qty</th> <th>UOM</th> </tr> </thead> <tbody> <tr> <td>VI1960A0</td> <td>4.2x11 TCBS+ AISI410 SELF-TAPPIN G SCREW</td> <td>10.000</td> <td>PC</td> </tr> <tr> <td>VI1996A0</td> <td>M5x35 SCREW</td> <td>13.000</td> <td>PC</td> </tr> <tr> <td>VM1630A1</td> <td>INTERNAL GLASS PUSHING CAP</td> <td>5.000</td> <td>PC</td> </tr> <tr> <td>VM1631A0</td> <td>PLUS INNER GLASS PUSHING CAP</td> <td>3.000</td> <td>PC</td> </tr> <tr> <td>VM2267A0</td> <td>INTERNAL GLASS LOCKING SYSTEM SLIDER</td> <td>2.000</td> <td>PC</td> </tr> <tr> <td>VM2268A0</td> <td>DOOR MAGNET COVER</td> <td>2.000</td> <td>PC</td> </tr> <tr> <td>VM2269A0</td> <td>INTERNAL GLASS LOCKING SYSTEM CAP</td> <td>2.000</td> <td>PC</td> </tr> <tr> <td>VM2274A0</td> <td>GROOVED BUSHING</td> <td>1.000</td> <td>PC</td> </tr> <tr> <td>VM2275A0</td> <td>SMOOTH BUSHING</td> <td>1.000</td> <td>PC</td> </tr> <tr> <td>VM2285A0</td> <td>860 SERIES DRIP PROFILE</td> <td>1.000</td> <td>PC</td> </tr> <tr> <td>VM2305A0</td> <td>MM SERIES DOOR CAP FIXING PAWL</td> <td>14.000</td> <td>PC</td> </tr> <tr> <td>VM2312A0</td> <td>MM DRIP PROFILE DRAIN LEFT PIPE</td> <td>1.000</td> <td>PC</td> </tr> <tr> <td>VM2313A0</td> <td>MM DRIP TRAY RIGHT DRAIN PIPE</td> <td>1.000</td> <td>PC</td> </tr> <tr> <td>VM2314A0</td> <td>MM DRIP PROFILE CAP</td> <td>2.000</td> <td>PC</td> </tr> <tr> <td>VM2315A0</td> <td>MIND.Maps INTERNAL GLASS CAP SUPPORT</td> <td>5.000</td> <td>PC</td> </tr> <tr> <td>VM2383A0</td> <td>MM LEFT DOOR RIGHT UPPER CAP</td> <td>1.000</td> <td>PC</td> </tr> <tr> <td>VM2384A0</td> <td>MM LEFT DOOR RIGHT LOWER CAP</td> <td>1.000</td> <td>PC</td> </tr> <tr> <td>VM2385A1</td> <td>LEFT MM DOOR UPPER LEFT CAP</td> <td>1.000</td> <td>PC</td> </tr> </tbody> </table> | Code | Description | Qty | UOM | VI1960A0 | 4.2x11 TCBS+ AISI410 SELF-TAPPIN G SCREW | 10.000 | PC | VI1996A0 | M5x35 SCREW | 13.000 | PC | VM1630A1 | INTERNAL GLASS PUSHING CAP | 5.000 | PC | VM1631A0 | PLUS INNER GLASS PUSHING CAP | 3.000 | PC | VM2267A0 | INTERNAL GLASS LOCKING SYSTEM SLIDER | 2.000 | PC | VM2268A0 | DOOR MAGNET COVER | 2.000 | PC | VM2269A0 | INTERNAL GLASS LOCKING SYSTEM CAP | 2.000 | PC | VM2274A0 | GROOVED BUSHING | 1.000 | PC | VM2275A0 | SMOOTH BUSHING | 1.000 | PC | VM2285A0 | 860 SERIES DRIP PROFILE | 1.000 | PC | VM2305A0 | MM SERIES DOOR CAP FIXING PAWL | 14.000 | PC | VM2312A0 | MM DRIP PROFILE DRAIN LEFT PIPE | 1.000 | PC | VM2313A0 | MM DRIP TRAY RIGHT DRAIN PIPE | 1.000 | PC | VM2314A0 | MM DRIP PROFILE CAP | 2.000 | PC | VM2315A0 | MIND.Maps INTERNAL GLASS CAP SUPPORT | 5.000 | PC | VM2383A0 | MM LEFT DOOR RIGHT UPPER CAP | 1.000 | PC | VM2384A0 | MM LEFT DOOR RIGHT LOWER CAP | 1.000 | PC | VM2385A1 | LEFT MM DOOR UPPER LEFT CAP | 1.000 | PC |
| Code | Description | Qty | UOM | | | | | | | | | | | | | | | | | | | | | | | | | | | | | | | | | | | | | | | | | | | | | | | | | | | | | | | | | | | | | | | | | | | | | | | | | | | | | | |
| VI1960A0 | 4.2x11 TCBS+ AISI410 SELF-TAPPIN G SCREW | 10.000 | PC | | | | | | | | | | | | | | | | | | | | | | | | | | | | | | | | | | | | | | | | | | | | | | | | | | | | | | | | | | | | | | | | | | | | | | | | | | | | | | |
| VI1996A0 | M5x35 SCREW | 13.000 | PC | | | | | | | | | | | | | | | | | | | | | | | | | | | | | | | | | | | | | | | | | | | | | | | | | | | | | | | | | | | | | | | | | | | | | | | | | | | | | | |
| VM1630A1 | INTERNAL GLASS PUSHING CAP | 5.000 | PC | | | | | | | | | | | | | | | | | | | | | | | | | | | | | | | | | | | | | | | | | | | | | | | | | | | | | | | | | | | | | | | | | | | | | | | | | | | | | | |
| VM1631A0 | PLUS INNER GLASS PUSHING CAP | 3.000 | PC | | | | | | | | | | | | | | | | | | | | | | | | | | | | | | | | | | | | | | | | | | | | | | | | | | | | | | | | | | | | | | | | | | | | | | | | | | | | | | |
| VM2267A0 | INTERNAL GLASS LOCKING SYSTEM SLIDER | 2.000 | PC | | | | | | | | | | | | | | | | | | | | | | | | | | | | | | | | | | | | | | | | | | | | | | | | | | | | | | | | | | | | | | | | | | | | | | | | | | | | | | |
| VM2268A0 | DOOR MAGNET COVER | 2.000 | PC | | | | | | | | | | | | | | | | | | | | | | | | | | | | | | | | | | | | | | | | | | | | | | | | | | | | | | | | | | | | | | | | | | | | | | | | | | | | | | |
| VM2269A0 | INTERNAL GLASS LOCKING SYSTEM CAP | 2.000 | PC | | | | | | | | | | | | | | | | | | | | | | | | | | | | | | | | | | | | | | | | | | | | | | | | | | | | | | | | | | | | | | | | | | | | | | | | | | | | | | |
| VM2274A0 | GROOVED BUSHING | 1.000 | PC | | | | | | | | | | | | | | | | | | | | | | | | | | | | | | | | | | | | | | | | | | | | | | | | | | | | | | | | | | | | | | | | | | | | | | | | | | | | | | |
| VM2275A0 | SMOOTH BUSHING | 1.000 | PC | | | | | | | | | | | | | | | | | | | | | | | | | | | | | | | | | | | | | | | | | | | | | | | | | | | | | | | | | | | | | | | | | | | | | | | | | | | | | | |
| VM2285A0 | 860 SERIES DRIP PROFILE | 1.000 | PC | | | | | | | | | | | | | | | | | | | | | | | | | | | | | | | | | | | | | | | | | | | | | | | | | | | | | | | | | | | | | | | | | | | | | | | | | | | | | | |
| VM2305A0 | MM SERIES DOOR CAP FIXING PAWL | 14.000 | PC | | | | | | | | | | | | | | | | | | | | | | | | | | | | | | | | | | | | | | | | | | | | | | | | | | | | | | | | | | | | | | | | | | | | | | | | | | | | | | |
| VM2312A0 | MM DRIP PROFILE DRAIN LEFT PIPE | 1.000 | PC | | | | | | | | | | | | | | | | | | | | | | | | | | | | | | | | | | | | | | | | | | | | | | | | | | | | | | | | | | | | | | | | | | | | | | | | | | | | | | |
| VM2313A0 | MM DRIP TRAY RIGHT DRAIN PIPE | 1.000 | PC | | | | | | | | | | | | | | | | | | | | | | | | | | | | | | | | | | | | | | | | | | | | | | | | | | | | | | | | | | | | | | | | | | | | | | | | | | | | | | |
| VM2314A0 | MM DRIP PROFILE CAP | 2.000 | PC | | | | | | | | | | | | | | | | | | | | | | | | | | | | | | | | | | | | | | | | | | | | | | | | | | | | | | | | | | | | | | | | | | | | | | | | | | | | | | |
| VM2315A0 | MIND.Maps INTERNAL GLASS CAP SUPPORT | 5.000 | PC | | | | | | | | | | | | | | | | | | | | | | | | | | | | | | | | | | | | | | | | | | | | | | | | | | | | | | | | | | | | | | | | | | | | | | | | | | | | | | |
| VM2383A0 | MM LEFT DOOR RIGHT UPPER CAP | 1.000 | PC | | | | | | | | | | | | | | | | | | | | | | | | | | | | | | | | | | | | | | | | | | | | | | | | | | | | | | | | | | | | | | | | | | | | | | | | | | | | | | |
| VM2384A0 | MM LEFT DOOR RIGHT LOWER CAP | 1.000 | PC | | | | | | | | | | | | | | | | | | | | | | | | | | | | | | | | | | | | | | | | | | | | | | | | | | | | | | | | | | | | | | | | | | | | | | | | | | | | | | |
| VM2385A1 | LEFT MM DOOR UPPER LEFT CAP | 1.000 | PC | | | | | | | | | | | | | | | | | | | | | | | | | | | | | | | | | | | | | | | | | | | | | | | | | | | | | | | | | | | | | | | | | | | | | | | | | | | | | | |




| COMPONENT | | | SPARE PART | | | | | | | | | | | | | | | | | | | | | | | | | | | | | | | | | | | | | | | |
|-----------|--|---|------------|---------------------------------------|---|------|-------------|--------------------------|-------|----------|-----------------------------------|---------------------------------------|-------|----------|---|---|-------|----------|---|--|-------|----------|---------------------------------|----------------------------------|-------|----------|--|---------------------------------------|-------|----------|----------------------------------|---|-------|----|----------|--|-------|----|----------|--|-------|----|
| Code | Description | Image | Code | Description | Kit components | | | | | | | | | | | | | | | | | | | | | | | | | | | | | | | | | | | | | |
| VT1292A | XEBC-10EU-E EXTERNAL GLASS |  | KDR1274A | CHEFTOP 10FS LEFT EXTERNAL DOOR | <table border="1"> <thead> <tr> <th>Code</th> <th>Description</th> <th>Qty</th> <th>UOM</th> </tr> </thead> <tbody> <tr> <td>VM2386A1</td> <td>LEFT MM DOOR LOWER LEFT CAP</td> <td>1.000</td> <td>PC</td> </tr> <tr> <td>VM2410A0</td> <td>PLATE TO STOP EXTRUDED LED BAR</td> <td>4.000</td> <td>PC</td> </tr> <tr> <td>VM2505A0</td> <td>MM PLUS INTERNAL GLASS SUPPORT</td> <td>3.000</td> <td>PC</td> </tr> <tr> <td>VM2518A0</td> <td>BOARD COOLING FAN SUPPORT</td> <td>1.000</td> <td>PC</td> </tr> <tr> <td>VN1179A1</td> <td>CONTROL BOARD 40x40x20mm 12V COOLING FAN</td> <td>1.000</td> <td>PC</td> </tr> <tr> <td>VT1292A0</td> <td>XEBC-10EU-E EXTERNAL GLASS</td> <td>1.000</td> <td>PC</td> </tr> </tbody> </table> | Code | Description | Qty | UOM | VM2386A1 | LEFT MM DOOR LOWER LEFT CAP | 1.000 | PC | VM2410A0 | PLATE TO STOP EXTRUDED LED BAR | 4.000 | PC | VM2505A0 | MM PLUS INTERNAL GLASS SUPPORT | 3.000 | PC | VM2518A0 | BOARD COOLING FAN SUPPORT | 1.000 | PC | VN1179A1 | CONTROL BOARD 40x40x20mm 12V COOLING FAN | 1.000 | PC | VT1292A0 | XEBC-10EU-E EXTERNAL GLASS | 1.000 | PC | | | | | | | | | |
| | | | Code | Description | Qty | UOM | | | | | | | | | | | | | | | | | | | | | | | | | | | | | | | | | | | | |
| VM2386A1 | LEFT MM DOOR LOWER LEFT CAP | 1.000 | PC | | | | | | | | | | | | | | | | | | | | | | | | | | | | | | | | | | | | | | | |
| VM2410A0 | PLATE TO STOP EXTRUDED LED BAR | 4.000 | PC | | | | | | | | | | | | | | | | | | | | | | | | | | | | | | | | | | | | | | | |
| VM2505A0 | MM PLUS INTERNAL GLASS SUPPORT | 3.000 | PC | | | | | | | | | | | | | | | | | | | | | | | | | | | | | | | | | | | | | | | |
| VM2518A0 | BOARD COOLING FAN SUPPORT | 1.000 | PC | | | | | | | | | | | | | | | | | | | | | | | | | | | | | | | | | | | | | | | |
| VN1179A1 | CONTROL BOARD 40x40x20mm 12V COOLING FAN | 1.000 | PC | | | | | | | | | | | | | | | | | | | | | | | | | | | | | | | | | | | | | | | |
| VT1292A0 | XEBC-10EU-E EXTERNAL GLASS | 1.000 | PC | | | | | | | | | | | | | | | | | | | | | | | | | | | | | | | | | | | | | | | |
| KDR1271B | CHEFTOP 10FS-2/1 -M RIGHT EXTERNAL DOOR | <table border="1"> <thead> <tr> <th>Code</th> <th>Description</th> <th>Qty</th> <th>UOM</th> </tr> </thead> <tbody> <tr> <td>0B1126B0</td> <td>860mm DOOR LOWER BEAM</td> <td>1.000</td> <td>PC</td> </tr> <tr> <td>0B1170A2</td> <td>XEBC-10EU-E LEFT INT DOOR COLUM</td> <td>1.000</td> <td>PC</td> </tr> <tr> <td>0B1171B1</td> <td>XEBC-10EU DOOR RIGHT EXTERNAL COLUMN</td> <td>1.000</td> <td>PC</td> </tr> <tr> <td>0B1172A2</td> <td>XEBC-10EU-E RIGHT INT DOOR COLUM</td> <td>1.000</td> <td>PC</td> </tr> <tr> <td>0B1173A0</td> <td>EXT. GLASS SUPPORT PROFILE</td> <td>2.000</td> <td>PC</td> </tr> <tr> <td>0B1176A0</td> <td>XAVC-10FS-E LEFT EXT DOOR COLUM</td> <td>1.000</td> <td>PC</td> </tr> <tr> <td>0B1218B0</td> <td>860MM DOUBLE GLASS DOOR UPPER BEAM</td> <td>1.000</td> <td>PC</td> </tr> <tr> <td>0B1219A1</td> <td>MM DOUBLE GLASS DOOR INT UPPER BEAM 860</td> <td>1.000</td> <td>PC</td> </tr> <tr> <td>CE1052A1</td> <td>MM USB-CONTRO L PANEL CONNECTING CABLE</td> <td>1.000</td> <td>PC</td> </tr> </tbody> </table> | Code | Description | Qty | UOM | 0B1126B0 | 860mm DOOR LOWER BEAM | 1.000 | PC | 0B1170A2 | XEBC-10EU-E LEFT INT DOOR COLUM | 1.000 | PC | 0B1171B1 | XEBC-10EU DOOR RIGHT EXTERNAL COLUMN | 1.000 | PC | 0B1172A2 | XEBC-10EU-E RIGHT INT DOOR COLUM | 1.000 | PC | 0B1173A0 | EXT. GLASS SUPPORT PROFILE | 2.000 | PC | 0B1176A0 | XAVC-10FS-E LEFT EXT DOOR COLUM | 1.000 | PC | 0B1218B0 | 860MM DOUBLE GLASS DOOR UPPER BEAM | 1.000 | PC | 0B1219A1 | MM DOUBLE GLASS DOOR INT UPPER BEAM 860 | 1.000 | PC | CE1052A1 | MM USB-CONTRO L PANEL CONNECTING CABLE | 1.000 | PC |
| Code | Description | Qty | UOM | | | | | | | | | | | | | | | | | | | | | | | | | | | | | | | | | | | | | | | |
| 0B1126B0 | 860mm DOOR LOWER BEAM | 1.000 | PC | | | | | | | | | | | | | | | | | | | | | | | | | | | | | | | | | | | | | | | |
| 0B1170A2 | XEBC-10EU-E LEFT INT DOOR COLUM | 1.000 | PC | | | | | | | | | | | | | | | | | | | | | | | | | | | | | | | | | | | | | | | |
| 0B1171B1 | XEBC-10EU DOOR RIGHT EXTERNAL COLUMN | 1.000 | PC | | | | | | | | | | | | | | | | | | | | | | | | | | | | | | | | | | | | | | | |
| 0B1172A2 | XEBC-10EU-E RIGHT INT DOOR COLUM | 1.000 | PC | | | | | | | | | | | | | | | | | | | | | | | | | | | | | | | | | | | | | | | |
| 0B1173A0 | EXT. GLASS SUPPORT PROFILE | 2.000 | PC | | | | | | | | | | | | | | | | | | | | | | | | | | | | | | | | | | | | | | | |
| 0B1176A0 | XAVC-10FS-E LEFT EXT DOOR COLUM | 1.000 | PC | | | | | | | | | | | | | | | | | | | | | | | | | | | | | | | | | | | | | | | |
| 0B1218B0 | 860MM DOUBLE GLASS DOOR UPPER BEAM | 1.000 | PC | | | | | | | | | | | | | | | | | | | | | | | | | | | | | | | | | | | | | | | |
| 0B1219A1 | MM DOUBLE GLASS DOOR INT UPPER BEAM 860 | 1.000 | PC | | | | | | | | | | | | | | | | | | | | | | | | | | | | | | | | | | | | | | | |
| CE1052A1 | MM USB-CONTRO L PANEL CONNECTING CABLE | 1.000 | PC | | | | | | | | | | | | | | | | | | | | | | | | | | | | | | | | | | | | | | | |




| COMPONENT | | | SPARE PART | | | | | | | | | | | | | | | | | | | | | | | | | | | | | | | | | | | | | | | | | | | | | | | | | | | | | | | | | | | | | | | | | | |
|-----------|--|---|------------|---|---|------|-------------|-----|-----|----------|--|-------|----|----------|--|-------|----|----------|--|-------|----|----------|--|-------|----|----------|---------------------------------------|-------|----|----------|--------------------------|-------|----|----------|--|-------|----|----------|--|--------|----|----------|--|-------|----|----------|--|-------|----|----------|--|-------|----|----------|---|-------|----|----------|------------------------------------|-------|----|----------|--------------------------------------|--------|----|----------|---------------------------------|--------|----|
| Code | Description | Image | Code | Description | Kit components | | | | | | | | | | | | | | | | | | | | | | | | | | | | | | | | | | | | | | | | | | | | | | | | | | | | | | | | | | | | | | | | |
| VT1292A | XEBC-10EU-E EXTERNAL GLASS |  | KDR1271B | CHEFTOP 10FS-2/1 -M RIGHT EXTERNAL DOOR | <table border="1"> <thead> <tr> <th>Code</th> <th>Description</th> <th>Qty</th> <th>UOM</th> </tr> </thead> <tbody> <tr> <td>CE1053B0</td> <td>MM MICROFIT LED BAR POWER SUPPLY CABL</td> <td>1.000</td> <td>PC</td> </tr> <tr> <td>CE1097A0</td> <td>4M SIHF 4 POLES MICROFIT CANBUS</td> <td>1.000</td> <td>PC</td> </tr> <tr> <td>CE1285A0</td> <td>EMI ROUND FERRITE MOD.26438015 02</td> <td>2.000</td> <td>PC</td> </tr> <tr> <td>LP1022A0</td> <td>6 SERIES L600 LED LIGHT BAR - E903</td> <td>1.000</td> <td>PC</td> </tr> <tr> <td>LP1028A0</td> <td>L=903 S6 NO LED LIGHT BAR COVER</td> <td>1.000</td> <td>PC</td> </tr> <tr> <td>MG1099A1</td> <td>MM COMPLETE HANDLE</td> <td>1.000</td> <td>PC</td> </tr> <tr> <td>RC1200A0</td> <td>ED=4 WIRE D=0.5 H24 COMPRESSIO N SPRING</td> <td>4.000</td> <td>PC</td> </tr> <tr> <td>SL1170A1</td> <td>S57 BLACK SILICON - 310ml CARTRIDGE</td> <td>52.000</td> <td>ML</td> </tr> <tr> <td>SL1229A0</td> <td>BAKER EXTERNAL GLASS UPPER SILICONE</td> <td>1.000</td> <td>PC</td> </tr> <tr> <td>SL1232A0</td> <td>10EU EXTERNAL GLASS LATERAL SILICONE</td> <td>4.000</td> <td>PC</td> </tr> <tr> <td>VE1030A1</td> <td>MAGNET FOR DOOR MICROSWITC H D=22.9mm</td> <td>1.000</td> <td>PC</td> </tr> <tr> <td>VI0239A1</td> <td>SELF-TAPPIN G SCREW 4.2X25 TCB+ INOX</td> <td>4.000</td> <td>PC</td> </tr> <tr> <td>VI1103A0</td> <td>40X12 TBSP SCREW FOR PLASTIC</td> <td>2.000</td> <td>PC</td> </tr> <tr> <td>VI1220A1</td> <td>4,2x12 TCB SELF-TAPPIN G SCREW</td> <td>25.000</td> <td>PC</td> </tr> <tr> <td>VI1930A1</td> <td>5x20 ST. STEEL CHIP SCREW</td> <td>16.000</td> <td>PC</td> </tr> </tbody> </table> | Code | Description | Qty | UOM | CE1053B0 | MM MICROFIT LED BAR POWER SUPPLY CABL | 1.000 | PC | CE1097A0 | 4M SIHF 4 POLES MICROFIT CANBUS | 1.000 | PC | CE1285A0 | EMI ROUND FERRITE MOD.26438015 02 | 2.000 | PC | LP1022A0 | 6 SERIES L600 LED LIGHT BAR - E903 | 1.000 | PC | LP1028A0 | L=903 S6 NO LED LIGHT BAR COVER | 1.000 | PC | MG1099A1 | MM COMPLETE HANDLE | 1.000 | PC | RC1200A0 | ED=4 WIRE D=0.5 H24 COMPRESSIO N SPRING | 4.000 | PC | SL1170A1 | S57 BLACK SILICON - 310ml CARTRIDGE | 52.000 | ML | SL1229A0 | BAKER EXTERNAL GLASS UPPER SILICONE | 1.000 | PC | SL1232A0 | 10EU EXTERNAL GLASS LATERAL SILICONE | 4.000 | PC | VE1030A1 | MAGNET FOR DOOR MICROSWITC H D=22.9mm | 1.000 | PC | VI0239A1 | SELF-TAPPIN G SCREW 4.2X25 TCB+ INOX | 4.000 | PC | VI1103A0 | 40X12 TBSP SCREW FOR PLASTIC | 2.000 | PC | VI1220A1 | 4,2x12 TCB SELF-TAPPIN G SCREW | 25.000 | PC | VI1930A1 | 5x20 ST. STEEL CHIP SCREW | 16.000 | PC |
| Code | Description | Qty | UOM | | | | | | | | | | | | | | | | | | | | | | | | | | | | | | | | | | | | | | | | | | | | | | | | | | | | | | | | | | | | | | | | | | |
| CE1053B0 | MM MICROFIT LED BAR POWER SUPPLY CABL | 1.000 | PC | | | | | | | | | | | | | | | | | | | | | | | | | | | | | | | | | | | | | | | | | | | | | | | | | | | | | | | | | | | | | | | | | | |
| CE1097A0 | 4M SIHF 4 POLES MICROFIT CANBUS | 1.000 | PC | | | | | | | | | | | | | | | | | | | | | | | | | | | | | | | | | | | | | | | | | | | | | | | | | | | | | | | | | | | | | | | | | | |
| CE1285A0 | EMI ROUND FERRITE MOD.26438015 02 | 2.000 | PC | | | | | | | | | | | | | | | | | | | | | | | | | | | | | | | | | | | | | | | | | | | | | | | | | | | | | | | | | | | | | | | | | | |
| LP1022A0 | 6 SERIES L600 LED LIGHT BAR - E903 | 1.000 | PC | | | | | | | | | | | | | | | | | | | | | | | | | | | | | | | | | | | | | | | | | | | | | | | | | | | | | | | | | | | | | | | | | | |
| LP1028A0 | L=903 S6 NO LED LIGHT BAR COVER | 1.000 | PC | | | | | | | | | | | | | | | | | | | | | | | | | | | | | | | | | | | | | | | | | | | | | | | | | | | | | | | | | | | | | | | | | | |
| MG1099A1 | MM COMPLETE HANDLE | 1.000 | PC | | | | | | | | | | | | | | | | | | | | | | | | | | | | | | | | | | | | | | | | | | | | | | | | | | | | | | | | | | | | | | | | | | |
| RC1200A0 | ED=4 WIRE D=0.5 H24 COMPRESSIO N SPRING | 4.000 | PC | | | | | | | | | | | | | | | | | | | | | | | | | | | | | | | | | | | | | | | | | | | | | | | | | | | | | | | | | | | | | | | | | | |
| SL1170A1 | S57 BLACK SILICON - 310ml CARTRIDGE | 52.000 | ML | | | | | | | | | | | | | | | | | | | | | | | | | | | | | | | | | | | | | | | | | | | | | | | | | | | | | | | | | | | | | | | | | | |
| SL1229A0 | BAKER EXTERNAL GLASS UPPER SILICONE | 1.000 | PC | | | | | | | | | | | | | | | | | | | | | | | | | | | | | | | | | | | | | | | | | | | | | | | | | | | | | | | | | | | | | | | | | | |
| SL1232A0 | 10EU EXTERNAL GLASS LATERAL SILICONE | 4.000 | PC | | | | | | | | | | | | | | | | | | | | | | | | | | | | | | | | | | | | | | | | | | | | | | | | | | | | | | | | | | | | | | | | | | |
| VE1030A1 | MAGNET FOR DOOR MICROSWITC H D=22.9mm | 1.000 | PC | | | | | | | | | | | | | | | | | | | | | | | | | | | | | | | | | | | | | | | | | | | | | | | | | | | | | | | | | | | | | | | | | | |
| VI0239A1 | SELF-TAPPIN G SCREW 4.2X25 TCB+ INOX | 4.000 | PC | | | | | | | | | | | | | | | | | | | | | | | | | | | | | | | | | | | | | | | | | | | | | | | | | | | | | | | | | | | | | | | | | | |
| VI1103A0 | 40X12 TBSP SCREW FOR PLASTIC | 2.000 | PC | | | | | | | | | | | | | | | | | | | | | | | | | | | | | | | | | | | | | | | | | | | | | | | | | | | | | | | | | | | | | | | | | | |
| VI1220A1 | 4,2x12 TCB SELF-TAPPIN G SCREW | 25.000 | PC | | | | | | | | | | | | | | | | | | | | | | | | | | | | | | | | | | | | | | | | | | | | | | | | | | | | | | | | | | | | | | | | | | |
| VI1930A1 | 5x20 ST. STEEL CHIP SCREW | 16.000 | PC | | | | | | | | | | | | | | | | | | | | | | | | | | | | | | | | | | | | | | | | | | | | | | | | | | | | | | | | | | | | | | | | | | |

| COMPONENT | | | SPARE PART | | | | | | | | | | | | | | | | | | | | | | | | | | | | | | | | | | | | | | | | | | | | | | | | | | | | | | | | | | | | | | | | | | | | | | | | | | | | | | | | | | |
|-----------|---|---|------------|---|---|---|-------------|-----|-----|----------|-------------|--------|----|----------|---|-------|----|----------|----------------------------------|-------|----|----------|------------------------------------|-------|----|----------|----------|-------|----|----------|----------------------|-------|----|----------|----------------------------------|-------|----|----------|----------------------------------|-------|----|----------|--|-------|----|----------|-------------------------|-------|----|----------|---------------------------|-------|----|----------|--------------------|-------|----|----------|-------------------|-------|----|----------|-----------------------------------|-------|----|----------|--------------------------------------|--------|----|----------|--|-------|----|----------|------------------------|-------|----|----------|---|-------|----|----------|---|-------|----|
| Code | Description | Image | Code | Description | Kit components | | | | | | | | | | | | | | | | | | | | | | | | | | | | | | | | | | | | | | | | | | | | | | | | | | | | | | | | | | | | | | | | | | | | | | | | | | | | | | | | |
| VT1292A | XEBC-10EU-E EXTERNAL GLASS |  | KDR1271B | CHEFTOP 10FS-2/1 -M RIGHT EXTERNAL DOOR | <table border="1"> <thead> <tr> <th>Code</th> <th>Description</th> <th>Qty</th> <th>UOM</th> </tr> </thead> <tbody> <tr> <td>VI1996A0</td> <td>M5x35 SCREW</td> <td>13.000</td> <td>PC</td> </tr> <tr> <td>VM1490A0</td> <td>CHEFTOP/BAK ERTOP HANDLE SCREWS COVER</td> <td>2.000</td> <td>PC</td> </tr> <tr> <td>VM1630A1</td> <td>INTERNAL GLASS PUSHING CAP</td> <td>5.000</td> <td>PC</td> </tr> <tr> <td>VM1631A0</td> <td>PLUS INNER GLASS PUSHING CAP</td> <td>5.000</td> <td>PC</td> </tr> <tr> <td>VM2259B0</td> <td>VM2259B0</td> <td>1.000</td> <td>PC</td> </tr> <tr> <td>VM2260B0</td> <td>S6 LEFT UPPER CAP</td> <td>1.000</td> <td>PC</td> </tr> <tr> <td>VM2261B0</td> <td>MM -M DOOR RIGHT LOWER CAP</td> <td>1.000</td> <td>PC</td> </tr> <tr> <td>VM2262B0</td> <td>MM -M DOOR RIGHT UPPER CAP</td> <td>1.000</td> <td>PC</td> </tr> <tr> <td>VM2267A0</td> <td>INTERNAL GLASS LOCKING SYSTEM SLIDER</td> <td>2.000</td> <td>PC</td> </tr> <tr> <td>VM2268A0</td> <td>DOOR MAGNET COVER</td> <td>2.000</td> <td>PC</td> </tr> <tr> <td>VM2269B0</td> <td>INNER GLASS FIXING CAP</td> <td>2.000</td> <td>PC</td> </tr> <tr> <td>VM2274A0</td> <td>GROOVED BUSHING</td> <td>1.000</td> <td>PC</td> </tr> <tr> <td>VM2275A0</td> <td>SMOOTH BUSHING</td> <td>1.000</td> <td>PC</td> </tr> <tr> <td>VM2285B0</td> <td>860 SERIES DRIP PROFILE KIT</td> <td>1.000</td> <td>PC</td> </tr> <tr> <td>VM2305A0</td> <td>MM SERIES DOOR CAP FIXING PAWL</td> <td>14.000</td> <td>PC</td> </tr> <tr> <td>VM2312A0</td> <td>MM DRIP PROFILE DRAIN LEFT PIPE</td> <td>1.000</td> <td>PC</td> </tr> <tr> <td>VM2314A0</td> <td>MM DRIP PROFILE CAP</td> <td>1.000</td> <td>PC</td> </tr> <tr> <td>VM2315A0</td> <td>MIND.Maps INTERNAL GLASS CAP SUPPORT</td> <td>5.000</td> <td>PC</td> </tr> <tr> <td>VM2410A0</td> <td>PLATE TO STOP EXTRUDED LED BAR</td> <td>4.000</td> <td>PC</td> </tr> </tbody> </table> | Code | Description | Qty | UOM | VI1996A0 | M5x35 SCREW | 13.000 | PC | VM1490A0 | CHEFTOP/BAK ERTOP HANDLE SCREWS COVER | 2.000 | PC | VM1630A1 | INTERNAL GLASS PUSHING CAP | 5.000 | PC | VM1631A0 | PLUS INNER GLASS PUSHING CAP | 5.000 | PC | VM2259B0 | VM2259B0 | 1.000 | PC | VM2260B0 | S6 LEFT UPPER CAP | 1.000 | PC | VM2261B0 | MM -M DOOR RIGHT LOWER CAP | 1.000 | PC | VM2262B0 | MM -M DOOR RIGHT UPPER CAP | 1.000 | PC | VM2267A0 | INTERNAL GLASS LOCKING SYSTEM SLIDER | 2.000 | PC | VM2268A0 | DOOR MAGNET COVER | 2.000 | PC | VM2269B0 | INNER GLASS FIXING CAP | 2.000 | PC | VM2274A0 | GROOVED BUSHING | 1.000 | PC | VM2275A0 | SMOOTH BUSHING | 1.000 | PC | VM2285B0 | 860 SERIES DRIP PROFILE KIT | 1.000 | PC | VM2305A0 | MM SERIES DOOR CAP FIXING PAWL | 14.000 | PC | VM2312A0 | MM DRIP PROFILE DRAIN LEFT PIPE | 1.000 | PC | VM2314A0 | MM DRIP PROFILE CAP | 1.000 | PC | VM2315A0 | MIND.Maps INTERNAL GLASS CAP SUPPORT | 5.000 | PC | VM2410A0 | PLATE TO STOP EXTRUDED LED BAR | 4.000 | PC |
| | | | | | Code | Description | Qty | UOM | | | | | | | | | | | | | | | | | | | | | | | | | | | | | | | | | | | | | | | | | | | | | | | | | | | | | | | | | | | | | | | | | | | | | | | | | | | | | |
| | | | | | VI1996A0 | M5x35 SCREW | 13.000 | PC | | | | | | | | | | | | | | | | | | | | | | | | | | | | | | | | | | | | | | | | | | | | | | | | | | | | | | | | | | | | | | | | | | | | | | | | | | | | | |
| | | | | | VM1490A0 | CHEFTOP/BAK ERTOP HANDLE SCREWS COVER | 2.000 | PC | | | | | | | | | | | | | | | | | | | | | | | | | | | | | | | | | | | | | | | | | | | | | | | | | | | | | | | | | | | | | | | | | | | | | | | | | | | | | |
| | | | | | VM1630A1 | INTERNAL GLASS PUSHING CAP | 5.000 | PC | | | | | | | | | | | | | | | | | | | | | | | | | | | | | | | | | | | | | | | | | | | | | | | | | | | | | | | | | | | | | | | | | | | | | | | | | | | | | |
| | | | | | VM1631A0 | PLUS INNER GLASS PUSHING CAP | 5.000 | PC | | | | | | | | | | | | | | | | | | | | | | | | | | | | | | | | | | | | | | | | | | | | | | | | | | | | | | | | | | | | | | | | | | | | | | | | | | | | | |
| | | | | | VM2259B0 | VM2259B0 | 1.000 | PC | | | | | | | | | | | | | | | | | | | | | | | | | | | | | | | | | | | | | | | | | | | | | | | | | | | | | | | | | | | | | | | | | | | | | | | | | | | | | |
| | | | | | VM2260B0 | S6 LEFT UPPER CAP | 1.000 | PC | | | | | | | | | | | | | | | | | | | | | | | | | | | | | | | | | | | | | | | | | | | | | | | | | | | | | | | | | | | | | | | | | | | | | | | | | | | | | |
| | | | | | VM2261B0 | MM -M DOOR RIGHT LOWER CAP | 1.000 | PC | | | | | | | | | | | | | | | | | | | | | | | | | | | | | | | | | | | | | | | | | | | | | | | | | | | | | | | | | | | | | | | | | | | | | | | | | | | | | |
| | | | | | VM2262B0 | MM -M DOOR RIGHT UPPER CAP | 1.000 | PC | | | | | | | | | | | | | | | | | | | | | | | | | | | | | | | | | | | | | | | | | | | | | | | | | | | | | | | | | | | | | | | | | | | | | | | | | | | | | |
| | | | | | VM2267A0 | INTERNAL GLASS LOCKING SYSTEM SLIDER | 2.000 | PC | | | | | | | | | | | | | | | | | | | | | | | | | | | | | | | | | | | | | | | | | | | | | | | | | | | | | | | | | | | | | | | | | | | | | | | | | | | | | |
| | | | | | VM2268A0 | DOOR MAGNET COVER | 2.000 | PC | | | | | | | | | | | | | | | | | | | | | | | | | | | | | | | | | | | | | | | | | | | | | | | | | | | | | | | | | | | | | | | | | | | | | | | | | | | | | |
| | | | | | VM2269B0 | INNER GLASS FIXING CAP | 2.000 | PC | | | | | | | | | | | | | | | | | | | | | | | | | | | | | | | | | | | | | | | | | | | | | | | | | | | | | | | | | | | | | | | | | | | | | | | | | | | | | |
| | | | | | VM2274A0 | GROOVED BUSHING | 1.000 | PC | | | | | | | | | | | | | | | | | | | | | | | | | | | | | | | | | | | | | | | | | | | | | | | | | | | | | | | | | | | | | | | | | | | | | | | | | | | | | |
| | | | | | VM2275A0 | SMOOTH BUSHING | 1.000 | PC | | | | | | | | | | | | | | | | | | | | | | | | | | | | | | | | | | | | | | | | | | | | | | | | | | | | | | | | | | | | | | | | | | | | | | | | | | | | | |
| | | | | | VM2285B0 | 860 SERIES DRIP PROFILE KIT | 1.000 | PC | | | | | | | | | | | | | | | | | | | | | | | | | | | | | | | | | | | | | | | | | | | | | | | | | | | | | | | | | | | | | | | | | | | | | | | | | | | | | |
| | | | | | VM2305A0 | MM SERIES DOOR CAP FIXING PAWL | 14.000 | PC | | | | | | | | | | | | | | | | | | | | | | | | | | | | | | | | | | | | | | | | | | | | | | | | | | | | | | | | | | | | | | | | | | | | | | | | | | | | | |
| | | | | | VM2312A0 | MM DRIP PROFILE DRAIN LEFT PIPE | 1.000 | PC | | | | | | | | | | | | | | | | | | | | | | | | | | | | | | | | | | | | | | | | | | | | | | | | | | | | | | | | | | | | | | | | | | | | | | | | | | | | | |
| | | | | | VM2314A0 | MM DRIP PROFILE CAP | 1.000 | PC | | | | | | | | | | | | | | | | | | | | | | | | | | | | | | | | | | | | | | | | | | | | | | | | | | | | | | | | | | | | | | | | | | | | | | | | | | | | | |
| | | | | | VM2315A0 | MIND.Maps INTERNAL GLASS CAP SUPPORT | 5.000 | PC | | | | | | | | | | | | | | | | | | | | | | | | | | | | | | | | | | | | | | | | | | | | | | | | | | | | | | | | | | | | | | | | | | | | | | | | | | | | | |
| VM2410A0 | PLATE TO STOP EXTRUDED LED BAR | 4.000 | PC | | | | | | | | | | | | | | | | | | | | | | | | | | | | | | | | | | | | | | | | | | | | | | | | | | | | | | | | | | | | | | | | | | | | | | | | | | | | | | | | | | |




| COMPONENT | | | SPARE PART | | | | | | | | | | | | | | | | | | | | | | | | | | | | | | | | | | | | | | | | | | | | | | | |
|-----------|--|--|------------|---|---|------|-------------|------------------------------------|-------|----------|--|---------------------------------------|-------|----------|--|---|-------|----------|----------------------------------|--|-------|----|----------|----------------------------------|-------|----|----------|---------------------------------------|-------|----|----------|---|-------|----|----------|--|-------|----|----------|--|-------|----|----------|--|-------|----|----------|--|-------|----|
| Code | Description | Image | Code | Description | Kit components | | | | | | | | | | | | | | | | | | | | | | | | | | | | | | | | | | | | | | | | | | | | | |
| VT1292A | XEBC-10EU-E EXTERNAL GLASS |  | KDR1271B | CHEFTOP 10FS-2/1 -M RIGHT EXTERNAL DOOR | <table border="1"> <thead> <tr> <th>Code</th> <th>Description</th> <th>Qty</th> <th>UOM</th> </tr> </thead> <tbody> <tr> <td>VP1080A0</td> <td>UPPER HINGE CAP FOR LOWER INNER GLASS</td> <td>1.000</td> <td>PC</td> </tr> <tr> <td>VP1081A0</td> <td>UPPER HINGE CAP FOR UPPER INNER GLASS</td> <td>1.000</td> <td>PC</td> </tr> <tr> <td>VT1292A0</td> <td>XEBC-10EU-E EXTERNAL GLASS</td> <td>1.000</td> <td>PC</td> </tr> </tbody> </table> | Code | Description | Qty | UOM | VP1080A0 | UPPER HINGE CAP FOR LOWER INNER GLASS | 1.000 | PC | VP1081A0 | UPPER HINGE CAP FOR UPPER INNER GLASS | 1.000 | PC | VT1292A0 | XEBC-10EU-E EXTERNAL GLASS | 1.000 | PC | | | | | | | | | | | | | | | | | | | | | | | | | | | | | |
| | | | Code | Description | Qty | UOM | | | | | | | | | | | | | | | | | | | | | | | | | | | | | | | | | | | | | | | | | | | | |
| VP1080A0 | UPPER HINGE CAP FOR LOWER INNER GLASS | 1.000 | PC | | | | | | | | | | | | | | | | | | | | | | | | | | | | | | | | | | | | | | | | | | | | | | | |
| VP1081A0 | UPPER HINGE CAP FOR UPPER INNER GLASS | 1.000 | PC | | | | | | | | | | | | | | | | | | | | | | | | | | | | | | | | | | | | | | | | | | | | | | | |
| VT1292A0 | XEBC-10EU-E EXTERNAL GLASS | 1.000 | PC | | | | | | | | | | | | | | | | | | | | | | | | | | | | | | | | | | | | | | | | | | | | | | | |
| KDR1271A | CHEFTOP 10FS RIGHT EXTERNAL DOOR | <table border="1"> <thead> <tr> <th>Code</th> <th>Description</th> <th>Qty</th> <th>UOM</th> </tr> </thead> <tbody> <tr> <td>0B1126A1</td> <td>860mm DOOR LOWER FRAME SHAPE</td> <td>1.000</td> <td>PC</td> </tr> <tr> <td>0B1170A2</td> <td>XEBC-10EU-E LEFT INT DOOR COLUM</td> <td>1.000</td> <td>PC</td> </tr> <tr> <td>0B1171B1</td> <td>XEBC-10EU DOOR RIGHT EXTERNAL COLUMN</td> <td>1.000</td> <td>PC</td> </tr> <tr> <td>0B1172A2</td> <td>XEBC-10EU-E RIGHT INT DOOR COLUM</td> <td>1.000</td> <td>PC</td> </tr> <tr> <td>0B1173A0</td> <td>EXT. GLASS SUPPORT PROFILE</td> <td>2.000</td> <td>PC</td> </tr> <tr> <td>0B1176A0</td> <td>XAVC-10FS-E LEFT EXT DOOR COLUM</td> <td>1.000</td> <td>PC</td> </tr> <tr> <td>0B1218A1</td> <td>860MM DOUBLE GLASS DOOR UPPER BEAM</td> <td>1.000</td> <td>PC</td> </tr> <tr> <td>0B1219A1</td> <td>MM DOUBLE GLASS DOOR INT UPPER BEAM 860</td> <td>1.000</td> <td>PC</td> </tr> <tr> <td>CE1052A1</td> <td>MM USB-CONTRO L PANEL CONNECTING CABLE</td> <td>1.000</td> <td>PC</td> </tr> <tr> <td>CE1053B0</td> <td>MM MICROFIT LED BAR POWER SUPPLY CABL</td> <td>1.000</td> <td>PC</td> </tr> <tr> <td>CE1285A0</td> <td>EMI ROUND FERRITE MOD.26438015 02</td> <td>1.000</td> <td>PC</td> </tr> </tbody> </table> | Code | Description | Qty | UOM | 0B1126A1 | 860mm DOOR LOWER FRAME SHAPE | 1.000 | PC | 0B1170A2 | XEBC-10EU-E LEFT INT DOOR COLUM | 1.000 | PC | 0B1171B1 | XEBC-10EU DOOR RIGHT EXTERNAL COLUMN | 1.000 | PC | 0B1172A2 | XEBC-10EU-E RIGHT INT DOOR COLUM | 1.000 | PC | 0B1173A0 | EXT. GLASS SUPPORT PROFILE | 2.000 | PC | 0B1176A0 | XAVC-10FS-E LEFT EXT DOOR COLUM | 1.000 | PC | 0B1218A1 | 860MM DOUBLE GLASS DOOR UPPER BEAM | 1.000 | PC | 0B1219A1 | MM DOUBLE GLASS DOOR INT UPPER BEAM 860 | 1.000 | PC | CE1052A1 | MM USB-CONTRO L PANEL CONNECTING CABLE | 1.000 | PC | CE1053B0 | MM MICROFIT LED BAR POWER SUPPLY CABL | 1.000 | PC | CE1285A0 | EMI ROUND FERRITE MOD.26438015 02 | 1.000 | PC |
| Code | Description | Qty | UOM | | | | | | | | | | | | | | | | | | | | | | | | | | | | | | | | | | | | | | | | | | | | | | | |
| 0B1126A1 | 860mm DOOR LOWER FRAME SHAPE | 1.000 | PC | | | | | | | | | | | | | | | | | | | | | | | | | | | | | | | | | | | | | | | | | | | | | | | |
| 0B1170A2 | XEBC-10EU-E LEFT INT DOOR COLUM | 1.000 | PC | | | | | | | | | | | | | | | | | | | | | | | | | | | | | | | | | | | | | | | | | | | | | | | |
| 0B1171B1 | XEBC-10EU DOOR RIGHT EXTERNAL COLUMN | 1.000 | PC | | | | | | | | | | | | | | | | | | | | | | | | | | | | | | | | | | | | | | | | | | | | | | | |
| 0B1172A2 | XEBC-10EU-E RIGHT INT DOOR COLUM | 1.000 | PC | | | | | | | | | | | | | | | | | | | | | | | | | | | | | | | | | | | | | | | | | | | | | | | |
| 0B1173A0 | EXT. GLASS SUPPORT PROFILE | 2.000 | PC | | | | | | | | | | | | | | | | | | | | | | | | | | | | | | | | | | | | | | | | | | | | | | | |
| 0B1176A0 | XAVC-10FS-E LEFT EXT DOOR COLUM | 1.000 | PC | | | | | | | | | | | | | | | | | | | | | | | | | | | | | | | | | | | | | | | | | | | | | | | |
| 0B1218A1 | 860MM DOUBLE GLASS DOOR UPPER BEAM | 1.000 | PC | | | | | | | | | | | | | | | | | | | | | | | | | | | | | | | | | | | | | | | | | | | | | | | |
| 0B1219A1 | MM DOUBLE GLASS DOOR INT UPPER BEAM 860 | 1.000 | PC | | | | | | | | | | | | | | | | | | | | | | | | | | | | | | | | | | | | | | | | | | | | | | | |
| CE1052A1 | MM USB-CONTRO L PANEL CONNECTING CABLE | 1.000 | PC | | | | | | | | | | | | | | | | | | | | | | | | | | | | | | | | | | | | | | | | | | | | | | | |
| CE1053B0 | MM MICROFIT LED BAR POWER SUPPLY CABL | 1.000 | PC | | | | | | | | | | | | | | | | | | | | | | | | | | | | | | | | | | | | | | | | | | | | | | | |
| CE1285A0 | EMI ROUND FERRITE MOD.26438015 02 | 1.000 | PC | | | | | | | | | | | | | | | | | | | | | | | | | | | | | | | | | | | | | | | | | | | | | | | |



| COMPONENT | | | SPARE PART | | | | | | | | | | | | | | | | | | | | | | | | | | | | | | | | | | | | | | | | | | | | | | | | | | | | | | | | | | | | | | | | | | | | | | | | | | |
|-----------|--|---|------------|--|--|------|-------------|-----|-----|----------|---|-------|----|----------|--|-------|----|----------|--|-------|----|----------|---------------------------------------|-------|----|----------|--------------------------|-------|----|----------|--|--------|----|----------|--|-------|----|----------|----------------------------------|--------|----|----------|--------------------------------------|--------|----|----------|---|--------|----|----------|-------------|--------|----|----------|----------------------------------|-------|----|----------|------------------------------------|-------|----|----------|------------------------------------|-------|----|----------|------------------------------------|-------|----|----------|-------------------------------|-------|----|----------|-------------------------------|-------|----|
| Code | Description | Image | Code | Description | Kit components | | | | | | | | | | | | | | | | | | | | | | | | | | | | | | | | | | | | | | | | | | | | | | | | | | | | | | | | | | | | | | | | | | | | | | | | |
| VT1292A | XEBC-10EU-E EXTERNAL GLASS |  | KDR1271A | CHEFTOP 10FS RIGHT EXTERNAL DOOR | <table border="1"> <thead> <tr> <th>Code</th> <th>Description</th> <th>Qty</th> <th>UOM</th> </tr> </thead> <tbody> <tr> <td>CE1290A0</td> <td>EXTRACTABL E FEMALE TERMINAL CPF 5/4</td> <td>1.000</td> <td>PC</td> </tr> <tr> <td>CE1310A1</td> <td>POWER - CONTROL BOARD CONNECTING CABLE</td> <td>1.000</td> <td>PC</td> </tr> <tr> <td>LP1022A0</td> <td>6 SERIES L600 LED LIGHT BAR - E903</td> <td>1.000</td> <td>PC</td> </tr> <tr> <td>LP1028A0</td> <td>L=903 S6 NO LED LIGHT BAR COVER</td> <td>1.000</td> <td>PC</td> </tr> <tr> <td>MG1083A2</td> <td>MM COMPLETE HANDLE</td> <td>1.000</td> <td>PC</td> </tr> <tr> <td>SL1170A1</td> <td>S57 BLACK SILICON - 310ml CARTRIDGE</td> <td>51.000</td> <td>ML</td> </tr> <tr> <td>VE1030A1</td> <td>MAGNET FOR DOOR MICROSWITC H D=22,9mm</td> <td>1.000</td> <td>PC</td> </tr> <tr> <td>VI1147A0</td> <td>5X25 STAINLESS STEEL SCREW</td> <td>16.000</td> <td>PC</td> </tr> <tr> <td>VI1220A1</td> <td>4,2x12 TCB SELF-TAPPIN G SCREW</td> <td>17.000</td> <td>PC</td> </tr> <tr> <td>VI1960A0</td> <td>4.2x11 TCBS+ AISI410 SELF-TAPPIN G SCREW</td> <td>10.000</td> <td>PC</td> </tr> <tr> <td>VI1996A0</td> <td>M5x35 SCREW</td> <td>13.000</td> <td>PC</td> </tr> <tr> <td>VM1630A1</td> <td>INTERNAL GLASS PUSHING CAP</td> <td>5.000</td> <td>PC</td> </tr> <tr> <td>VM1631A0</td> <td>PLUS INNER GLASS PUSHING CAP</td> <td>3.000</td> <td>PC</td> </tr> <tr> <td>VM2259A1</td> <td>6 SERIES DOOR LOWER LEFT CAP</td> <td>1.000</td> <td>PC</td> </tr> <tr> <td>VM2260A1</td> <td>6 SERIES DOOR UPPER LEFT CAP</td> <td>1.000</td> <td>PC</td> </tr> <tr> <td>VM2261A1</td> <td>MM DOOR LOWER RIGHT CAP</td> <td>1.000</td> <td>PC</td> </tr> <tr> <td>VM2262A1</td> <td>MM DOOR UPPER RIGHT CAP</td> <td>1.000</td> <td>PC</td> </tr> </tbody> </table> | Code | Description | Qty | UOM | CE1290A0 | EXTRACTABL E FEMALE TERMINAL CPF 5/4 | 1.000 | PC | CE1310A1 | POWER - CONTROL BOARD CONNECTING CABLE | 1.000 | PC | LP1022A0 | 6 SERIES L600 LED LIGHT BAR - E903 | 1.000 | PC | LP1028A0 | L=903 S6 NO LED LIGHT BAR COVER | 1.000 | PC | MG1083A2 | MM COMPLETE HANDLE | 1.000 | PC | SL1170A1 | S57 BLACK SILICON - 310ml CARTRIDGE | 51.000 | ML | VE1030A1 | MAGNET FOR DOOR MICROSWITC H D=22,9mm | 1.000 | PC | VI1147A0 | 5X25 STAINLESS STEEL SCREW | 16.000 | PC | VI1220A1 | 4,2x12 TCB SELF-TAPPIN G SCREW | 17.000 | PC | VI1960A0 | 4.2x11 TCBS+ AISI410 SELF-TAPPIN G SCREW | 10.000 | PC | VI1996A0 | M5x35 SCREW | 13.000 | PC | VM1630A1 | INTERNAL GLASS PUSHING CAP | 5.000 | PC | VM1631A0 | PLUS INNER GLASS PUSHING CAP | 3.000 | PC | VM2259A1 | 6 SERIES DOOR LOWER LEFT CAP | 1.000 | PC | VM2260A1 | 6 SERIES DOOR UPPER LEFT CAP | 1.000 | PC | VM2261A1 | MM DOOR LOWER RIGHT CAP | 1.000 | PC | VM2262A1 | MM DOOR UPPER RIGHT CAP | 1.000 | PC |
| Code | Description | Qty | UOM | | | | | | | | | | | | | | | | | | | | | | | | | | | | | | | | | | | | | | | | | | | | | | | | | | | | | | | | | | | | | | | | | | | | | | | | | | |
| CE1290A0 | EXTRACTABL E FEMALE TERMINAL CPF 5/4 | 1.000 | PC | | | | | | | | | | | | | | | | | | | | | | | | | | | | | | | | | | | | | | | | | | | | | | | | | | | | | | | | | | | | | | | | | | | | | | | | | | |
| CE1310A1 | POWER - CONTROL BOARD CONNECTING CABLE | 1.000 | PC | | | | | | | | | | | | | | | | | | | | | | | | | | | | | | | | | | | | | | | | | | | | | | | | | | | | | | | | | | | | | | | | | | | | | | | | | | |
| LP1022A0 | 6 SERIES L600 LED LIGHT BAR - E903 | 1.000 | PC | | | | | | | | | | | | | | | | | | | | | | | | | | | | | | | | | | | | | | | | | | | | | | | | | | | | | | | | | | | | | | | | | | | | | | | | | | |
| LP1028A0 | L=903 S6 NO LED LIGHT BAR COVER | 1.000 | PC | | | | | | | | | | | | | | | | | | | | | | | | | | | | | | | | | | | | | | | | | | | | | | | | | | | | | | | | | | | | | | | | | | | | | | | | | | |
| MG1083A2 | MM COMPLETE HANDLE | 1.000 | PC | | | | | | | | | | | | | | | | | | | | | | | | | | | | | | | | | | | | | | | | | | | | | | | | | | | | | | | | | | | | | | | | | | | | | | | | | | |
| SL1170A1 | S57 BLACK SILICON - 310ml CARTRIDGE | 51.000 | ML | | | | | | | | | | | | | | | | | | | | | | | | | | | | | | | | | | | | | | | | | | | | | | | | | | | | | | | | | | | | | | | | | | | | | | | | | | |
| VE1030A1 | MAGNET FOR DOOR MICROSWITC H D=22,9mm | 1.000 | PC | | | | | | | | | | | | | | | | | | | | | | | | | | | | | | | | | | | | | | | | | | | | | | | | | | | | | | | | | | | | | | | | | | | | | | | | | | |
| VI1147A0 | 5X25 STAINLESS STEEL SCREW | 16.000 | PC | | | | | | | | | | | | | | | | | | | | | | | | | | | | | | | | | | | | | | | | | | | | | | | | | | | | | | | | | | | | | | | | | | | | | | | | | | |
| VI1220A1 | 4,2x12 TCB SELF-TAPPIN G SCREW | 17.000 | PC | | | | | | | | | | | | | | | | | | | | | | | | | | | | | | | | | | | | | | | | | | | | | | | | | | | | | | | | | | | | | | | | | | | | | | | | | | |
| VI1960A0 | 4.2x11 TCBS+ AISI410 SELF-TAPPIN G SCREW | 10.000 | PC | | | | | | | | | | | | | | | | | | | | | | | | | | | | | | | | | | | | | | | | | | | | | | | | | | | | | | | | | | | | | | | | | | | | | | | | | | |
| VI1996A0 | M5x35 SCREW | 13.000 | PC | | | | | | | | | | | | | | | | | | | | | | | | | | | | | | | | | | | | | | | | | | | | | | | | | | | | | | | | | | | | | | | | | | | | | | | | | | |
| VM1630A1 | INTERNAL GLASS PUSHING CAP | 5.000 | PC | | | | | | | | | | | | | | | | | | | | | | | | | | | | | | | | | | | | | | | | | | | | | | | | | | | | | | | | | | | | | | | | | | | | | | | | | | |
| VM1631A0 | PLUS INNER GLASS PUSHING CAP | 3.000 | PC | | | | | | | | | | | | | | | | | | | | | | | | | | | | | | | | | | | | | | | | | | | | | | | | | | | | | | | | | | | | | | | | | | | | | | | | | | |
| VM2259A1 | 6 SERIES DOOR LOWER LEFT CAP | 1.000 | PC | | | | | | | | | | | | | | | | | | | | | | | | | | | | | | | | | | | | | | | | | | | | | | | | | | | | | | | | | | | | | | | | | | | | | | | | | | |
| VM2260A1 | 6 SERIES DOOR UPPER LEFT CAP | 1.000 | PC | | | | | | | | | | | | | | | | | | | | | | | | | | | | | | | | | | | | | | | | | | | | | | | | | | | | | | | | | | | | | | | | | | | | | | | | | | |
| VM2261A1 | MM DOOR LOWER RIGHT CAP | 1.000 | PC | | | | | | | | | | | | | | | | | | | | | | | | | | | | | | | | | | | | | | | | | | | | | | | | | | | | | | | | | | | | | | | | | | | | | | | | | | |
| VM2262A1 | MM DOOR UPPER RIGHT CAP | 1.000 | PC | | | | | | | | | | | | | | | | | | | | | | | | | | | | | | | | | | | | | | | | | | | | | | | | | | | | | | | | | | | | | | | | | | | | | | | | | | |




| COMPONENT | | | SPARE PART | | | | | | | | | | | | | | | | | | | | | | | | | | | | | | | | | | | | | | | | | | | | | | | | | | | | | | | | | | | | | | | | | | | | | | |
|-----------|--|---|------------|--|--|------|-------------|-----|-----|----------|--|-------|----|----------|-------------------------|-------|----|----------|--|-------|----|----------|--------------------|-------|----|----------|-------------------|-------|----|----------|----------------------------|-------|----|----------|--------------------------------------|--------|----|----------|--|-------|----|----------|-------------------------------------|-------|----|----------|------------------------|-------|----|----------|---|-------|----|----------|---|-------|----|----------|---|-------|----|----------|---------------------------------|-------|----|----------|--|-------|----|----------|----------------------------------|-------|----|
| Code | Description | Image | Code | Description | Kit components | | | | | | | | | | | | | | | | | | | | | | | | | | | | | | | | | | | | | | | | | | | | | | | | | | | | | | | | | | | | | | | | | | | | |
| VT1292A | XEBC-10EU-E EXTERNAL GLASS |  | KDR1271A | CHEFTOP 10FS RIGHT EXTERNAL DOOR | <table border="1"> <thead> <tr> <th>Code</th> <th>Description</th> <th>Qty</th> <th>UOM</th> </tr> </thead> <tbody> <tr> <td>VM2267A0</td> <td>INTERNAL GLASS LOCKING SYSTEM SLIDER</td> <td>2.000</td> <td>PC</td> </tr> <tr> <td>VM2268A0</td> <td>DOOR MAGNET COVER</td> <td>2.000</td> <td>PC</td> </tr> <tr> <td>VM2269A0</td> <td>INTERNAL GLASS LOCKING SYSTEM CAP</td> <td>2.000</td> <td>PC</td> </tr> <tr> <td>VM2274A0</td> <td>GROOVED BUSHING</td> <td>1.000</td> <td>PC</td> </tr> <tr> <td>VM2275A0</td> <td>SMOOTH BUSHING</td> <td>1.000</td> <td>PC</td> </tr> <tr> <td>VM2285A0</td> <td>860 SERIES DRIP PROFILE</td> <td>1.000</td> <td>PC</td> </tr> <tr> <td>VM2305A0</td> <td>MM SERIES DOOR CAP FIXING PAWL</td> <td>14.000</td> <td>PC</td> </tr> <tr> <td>VM2312A0</td> <td>MM DRIP PROFILE DRAIN LEFT PIPE</td> <td>1.000</td> <td>PC</td> </tr> <tr> <td>VM2313A0</td> <td>MM DRIP TRAY RIGHT DRAIN PIPE</td> <td>1.000</td> <td>PC</td> </tr> <tr> <td>VM2314A0</td> <td>MM DRIP PROFILE CAP</td> <td>1.000</td> <td>PC</td> </tr> <tr> <td>VM2315A0</td> <td>MIND.Maps INTERNAL GLASS CAP SUPPORT</td> <td>5.000</td> <td>PC</td> </tr> <tr> <td>VM2410A0</td> <td>PLATE TO STOP EXTRUDED LED BAR</td> <td>4.000</td> <td>PC</td> </tr> <tr> <td>VM2505A0</td> <td>MM PLUS INTERNAL GLASS SUPPORT</td> <td>3.000</td> <td>PC</td> </tr> <tr> <td>VM2518A0</td> <td>BOARD COOLING FAN SUPPORT</td> <td>1.000</td> <td>PC</td> </tr> <tr> <td>VN1179A1</td> <td>CONTROL BOARD 40x40x20mm 12V COOLING FAN</td> <td>1.000</td> <td>PC</td> </tr> <tr> <td>VT1292A0</td> <td>XEBC-10EU-E EXTERNAL GLASS</td> <td>1.000</td> <td>PC</td> </tr> </tbody> </table> | Code | Description | Qty | UOM | VM2267A0 | INTERNAL GLASS LOCKING SYSTEM SLIDER | 2.000 | PC | VM2268A0 | DOOR MAGNET COVER | 2.000 | PC | VM2269A0 | INTERNAL GLASS LOCKING SYSTEM CAP | 2.000 | PC | VM2274A0 | GROOVED BUSHING | 1.000 | PC | VM2275A0 | SMOOTH BUSHING | 1.000 | PC | VM2285A0 | 860 SERIES DRIP PROFILE | 1.000 | PC | VM2305A0 | MM SERIES DOOR CAP FIXING PAWL | 14.000 | PC | VM2312A0 | MM DRIP PROFILE DRAIN LEFT PIPE | 1.000 | PC | VM2313A0 | MM DRIP TRAY RIGHT DRAIN PIPE | 1.000 | PC | VM2314A0 | MM DRIP PROFILE CAP | 1.000 | PC | VM2315A0 | MIND.Maps INTERNAL GLASS CAP SUPPORT | 5.000 | PC | VM2410A0 | PLATE TO STOP EXTRUDED LED BAR | 4.000 | PC | VM2505A0 | MM PLUS INTERNAL GLASS SUPPORT | 3.000 | PC | VM2518A0 | BOARD COOLING FAN SUPPORT | 1.000 | PC | VN1179A1 | CONTROL BOARD 40x40x20mm 12V COOLING FAN | 1.000 | PC | VT1292A0 | XEBC-10EU-E EXTERNAL GLASS | 1.000 | PC |
| Code | Description | Qty | UOM | | | | | | | | | | | | | | | | | | | | | | | | | | | | | | | | | | | | | | | | | | | | | | | | | | | | | | | | | | | | | | | | | | | | | | |
| VM2267A0 | INTERNAL GLASS LOCKING SYSTEM SLIDER | 2.000 | PC | | | | | | | | | | | | | | | | | | | | | | | | | | | | | | | | | | | | | | | | | | | | | | | | | | | | | | | | | | | | | | | | | | | | | | |
| VM2268A0 | DOOR MAGNET COVER | 2.000 | PC | | | | | | | | | | | | | | | | | | | | | | | | | | | | | | | | | | | | | | | | | | | | | | | | | | | | | | | | | | | | | | | | | | | | | | |
| VM2269A0 | INTERNAL GLASS LOCKING SYSTEM CAP | 2.000 | PC | | | | | | | | | | | | | | | | | | | | | | | | | | | | | | | | | | | | | | | | | | | | | | | | | | | | | | | | | | | | | | | | | | | | | | |
| VM2274A0 | GROOVED BUSHING | 1.000 | PC | | | | | | | | | | | | | | | | | | | | | | | | | | | | | | | | | | | | | | | | | | | | | | | | | | | | | | | | | | | | | | | | | | | | | | |
| VM2275A0 | SMOOTH BUSHING | 1.000 | PC | | | | | | | | | | | | | | | | | | | | | | | | | | | | | | | | | | | | | | | | | | | | | | | | | | | | | | | | | | | | | | | | | | | | | | |
| VM2285A0 | 860 SERIES DRIP PROFILE | 1.000 | PC | | | | | | | | | | | | | | | | | | | | | | | | | | | | | | | | | | | | | | | | | | | | | | | | | | | | | | | | | | | | | | | | | | | | | | |
| VM2305A0 | MM SERIES DOOR CAP FIXING PAWL | 14.000 | PC | | | | | | | | | | | | | | | | | | | | | | | | | | | | | | | | | | | | | | | | | | | | | | | | | | | | | | | | | | | | | | | | | | | | | | |
| VM2312A0 | MM DRIP PROFILE DRAIN LEFT PIPE | 1.000 | PC | | | | | | | | | | | | | | | | | | | | | | | | | | | | | | | | | | | | | | | | | | | | | | | | | | | | | | | | | | | | | | | | | | | | | | |
| VM2313A0 | MM DRIP TRAY RIGHT DRAIN PIPE | 1.000 | PC | | | | | | | | | | | | | | | | | | | | | | | | | | | | | | | | | | | | | | | | | | | | | | | | | | | | | | | | | | | | | | | | | | | | | | |
| VM2314A0 | MM DRIP PROFILE CAP | 1.000 | PC | | | | | | | | | | | | | | | | | | | | | | | | | | | | | | | | | | | | | | | | | | | | | | | | | | | | | | | | | | | | | | | | | | | | | | |
| VM2315A0 | MIND.Maps INTERNAL GLASS CAP SUPPORT | 5.000 | PC | | | | | | | | | | | | | | | | | | | | | | | | | | | | | | | | | | | | | | | | | | | | | | | | | | | | | | | | | | | | | | | | | | | | | | |
| VM2410A0 | PLATE TO STOP EXTRUDED LED BAR | 4.000 | PC | | | | | | | | | | | | | | | | | | | | | | | | | | | | | | | | | | | | | | | | | | | | | | | | | | | | | | | | | | | | | | | | | | | | | | |
| VM2505A0 | MM PLUS INTERNAL GLASS SUPPORT | 3.000 | PC | | | | | | | | | | | | | | | | | | | | | | | | | | | | | | | | | | | | | | | | | | | | | | | | | | | | | | | | | | | | | | | | | | | | | | |
| VM2518A0 | BOARD COOLING FAN SUPPORT | 1.000 | PC | | | | | | | | | | | | | | | | | | | | | | | | | | | | | | | | | | | | | | | | | | | | | | | | | | | | | | | | | | | | | | | | | | | | | | |
| VN1179A1 | CONTROL BOARD 40x40x20mm 12V COOLING FAN | 1.000 | PC | | | | | | | | | | | | | | | | | | | | | | | | | | | | | | | | | | | | | | | | | | | | | | | | | | | | | | | | | | | | | | | | | | | | | | |
| VT1292A0 | XEBC-10EU-E EXTERNAL GLASS | 1.000 | PC | | | | | | | | | | | | | | | | | | | | | | | | | | | | | | | | | | | | | | | | | | | | | | | | | | | | | | | | | | | | | | | | | | | | | | |

ASM3069A/0.D07 - Electrical system - FRONT



ASM3069A/0.D07 - Electrical system - REAR







| COMPONENT | | | SPARE PART | | | | | | | | | | | | | | |
|-----------|----------------------------------|---|------------|---------------------------------------|---|------|-------------|-----|-----|----------|----------------------------------|-------|----|----------|--------------------------------|-------|----|
| Code | Description | Image | Code | Description | Kit components | | | | | | | | | | | | |
| 0H7371A | XEBC MM COMPONENTS HOLDING PLATE |  | 0H7371A0 | XEBC MM COMPONENTS HOLDING PLATE | | | | | | | | | | | | | |
| VE1115A | 20 A 230V 4 POLES MINICONTRACTOR |  | KVE1115A | 20A 230V 4 POLES MINICONTRACTOR KI | <table border="1"> <thead> <tr> <th>Code</th> <th>Description</th> <th>Qty</th> <th>UOM</th> </tr> </thead> <tbody> <tr> <td>VE1115A0</td> <td>20 A 230V 4 POLES MINICONTRACTOR</td> <td>1.000</td> <td>PC</td> </tr> <tr> <td>VM1075A1</td> <td>PLASTIC CLIP TO FIX CONTACTORS</td> <td>4.000</td> <td>PC</td> </tr> </tbody> </table> | Code | Description | Qty | UOM | VE1115A0 | 20 A 230V 4 POLES MINICONTRACTOR | 1.000 | PC | VM1075A1 | PLASTIC CLIP TO FIX CONTACTORS | 4.000 | PC |
| Code | Description | Qty | UOM | | | | | | | | | | | | | | |
| VE1115A0 | 20 A 230V 4 POLES MINICONTRACTOR | 1.000 | PC | | | | | | | | | | | | | | |
| VM1075A1 | PLASTIC CLIP TO FIX CONTACTORS | 4.000 | PC | | | | | | | | | | | | | | |
| VM1056A | SMALL CONTACTOR BRACKET VE1115A |  | VM1056A0 | SMALL CONTACTOR BRACKET VE1115A | | | | | | | | | | | | | |
| VE1644A | PG 29 STRAIN RELIEF NUT |  | KVE1645A | REDUCED PG 29 STRAIN RELIEF + NUT KIT | <table border="1"> <thead> <tr> <th>Code</th> <th>Description</th> <th>Qty</th> <th>UOM</th> </tr> </thead> <tbody> <tr> <td>VE1644A0</td> <td>PG 29 STRAIN RELIEF NUT</td> <td>1.000</td> <td>PC</td> </tr> <tr> <td>VE1645A1</td> <td>REDUCED PG 29 STRAIN RELIEF</td> <td>1.000</td> <td>PC</td> </tr> </tbody> </table> | Code | Description | Qty | UOM | VE1644A0 | PG 29 STRAIN RELIEF NUT | 1.000 | PC | VE1645A1 | REDUCED PG 29 STRAIN RELIEF | 1.000 | PC |
| Code | Description | Qty | UOM | | | | | | | | | | | | | | |
| VE1644A0 | PG 29 STRAIN RELIEF NUT | 1.000 | PC | | | | | | | | | | | | | | |
| VE1645A1 | REDUCED PG 29 STRAIN RELIEF | 1.000 | PC | | | | | | | | | | | | | | |
| VE1645A | REDUCED PG 29 STRAIN RELIEF |  | KVE1645A | REDUCED PG 29 STRAIN RELIEF + NUT KIT | <table border="1"> <thead> <tr> <th>Code</th> <th>Description</th> <th>Qty</th> <th>UOM</th> </tr> </thead> <tbody> <tr> <td>VE1644A0</td> <td>PG 29 STRAIN RELIEF NUT</td> <td>1.000</td> <td>PC</td> </tr> <tr> <td>VE1645A1</td> <td>REDUCED PG 29 STRAIN RELIEF</td> <td>1.000</td> <td>PC</td> </tr> </tbody> </table> | Code | Description | Qty | UOM | VE1644A0 | PG 29 STRAIN RELIEF NUT | 1.000 | PC | VE1645A1 | REDUCED PG 29 STRAIN RELIEF | 1.000 | PC |
| Code | Description | Qty | UOM | | | | | | | | | | | | | | |
| VE1644A0 | PG 29 STRAIN RELIEF NUT | 1.000 | PC | | | | | | | | | | | | | | |
| VE1645A1 | REDUCED PG 29 STRAIN RELIEF | 1.000 | PC | | | | | | | | | | | | | | |



| COMPONENT | | | SPARE PART | | | | | | | | | | | | | | | | | | |
|-----------|---------------------------------|---|------------|-----------------------------------|---|------|-------------|-----|-----|----------|---------------------------------|--------|----|----------|--------------------------------|--------|----|----------|--------------|--------|----|
| Code | Description | Image | Code | Description | Kit components | | | | | | | | | | | | | | | | |
| 0H7339A | FIFTH CONTACTOR PLATE |  | 0H7339A0 | FIFTH CONTACTOR PLATE | | | | | | | | | | | | | | | | | |
| VE1115A | 20 A 230V 4 POLES MINICONTACTOR |  | KVE1115A | 20A 230V 4 POLES MINICONTACTOR KI | <table border="1"> <thead> <tr> <th>Code</th> <th>Description</th> <th>Qty</th> <th>UOM</th> </tr> </thead> <tbody> <tr> <td>VE1115A0</td> <td>20 A 230V 4 POLES MINICONTACTOR</td> <td>1.000</td> <td>PC</td> </tr> <tr> <td>VM1075A1</td> <td>PLASTIC CLIP TO FIX CONTACTORS</td> <td>4.000</td> <td>PC</td> </tr> </tbody> </table> | Code | Description | Qty | UOM | VE1115A0 | 20 A 230V 4 POLES MINICONTACTOR | 1.000 | PC | VM1075A1 | PLASTIC CLIP TO FIX CONTACTORS | 4.000 | PC | | | | |
| Code | Description | Qty | UOM | | | | | | | | | | | | | | | | | | |
| VE1115A0 | 20 A 230V 4 POLES MINICONTACTOR | 1.000 | PC | | | | | | | | | | | | | | | | | | |
| VM1075A1 | PLASTIC CLIP TO FIX CONTACTORS | 4.000 | PC | | | | | | | | | | | | | | | | | | |
| VM1056A | SMALL CONTACTOR BRACKET VE1115A |  | VM1056A0 | SMALL CONTACTOR BRACKET VE1115A | | | | | | | | | | | | | | | | | |
| PE2038A | MIND.Maps PLUS POWER BOARD |  | KPE2038A | MIND.MAPS PLUS POWER BOARD KIT | <table border="1"> <thead> <tr> <th>Code</th> <th>Description</th> <th>Qty</th> <th>UOM</th> </tr> </thead> <tbody> <tr> <td>PE2038A0</td> <td>MIND.Maps PLUS POWER BOARD</td> <td>1.000</td> <td>PC</td> </tr> <tr> <td>VI1850A0</td> <td>TCB M4x6 SCREW</td> <td>12.000</td> <td>PC</td> </tr> <tr> <td>VM1745A0</td> <td>CARD SUPPORT</td> <td>12.000</td> <td>PC</td> </tr> </tbody> </table> | Code | Description | Qty | UOM | PE2038A0 | MIND.Maps PLUS POWER BOARD | 1.000 | PC | VI1850A0 | TCB M4x6 SCREW | 12.000 | PC | VM1745A0 | CARD SUPPORT | 12.000 | PC |
| Code | Description | Qty | UOM | | | | | | | | | | | | | | | | | | |
| PE2038A0 | MIND.Maps PLUS POWER BOARD | 1.000 | PC | | | | | | | | | | | | | | | | | | |
| VI1850A0 | TCB M4x6 SCREW | 12.000 | PC | | | | | | | | | | | | | | | | | | |
| VM1745A0 | CARD SUPPORT | 12.000 | PC | | | | | | | | | | | | | | | | | | |
| VM1745A | CARD SUPPORT |  | KVM1745A | BOARD SUPPORT 10 PCS KIT | <table border="1"> <thead> <tr> <th>Code</th> <th>Description</th> <th>Qty</th> <th>UOM</th> </tr> </thead> <tbody> <tr> <td>VM1745A0</td> <td>CARD SUPPORT</td> <td>10.000</td> <td>PC</td> </tr> </tbody> </table> | Code | Description | Qty | UOM | VM1745A0 | CARD SUPPORT | 10.000 | PC | | | | | | | | |
| Code | Description | Qty | UOM | | | | | | | | | | | | | | | | | | |
| VM1745A0 | CARD SUPPORT | 10.000 | PC | | | | | | | | | | | | | | | | | | |



| COMPONENT | | | SPARE PART | | | | | | | | | | | | | | | | | | |
|--|--|---|------------|---------------------------------------|--|---------------------------|-------------|-----|-----|----------|-------------------------------|-------|----|----------|--|-------|----|----------|--------------------------------|-------|----|
| Code | Description | Image | Code | Description | Kit components | | | | | | | | | | | | | | | | |
| CN1003A | 6,3 Uf MOTOR CAPACITOR |  | KCN1003A | 6,3 uF MOTOR CAPACITOR KIT | <table border="1"> <thead> <tr> <th>Code</th> <th>Description</th> <th>Qty</th> <th>UOM</th> </tr> </thead> <tbody> <tr> <td>CN1003A0</td> <td>6,3 Uf MOTOR CAPACITOR</td> <td>1.000</td> <td>PC</td> </tr> <tr> <td>VI1931A0</td> <td>M8x1.65 H4 CH13 ZINC PLATED NUT</td> <td>1.000</td> <td>PC</td> </tr> <tr> <td>VI1932A0</td> <td>D8 INDENTED ZINC PLATED WASHER</td> <td>1.000</td> <td>PC</td> </tr> </tbody> </table> | Code | Description | Qty | UOM | CN1003A0 | 6,3 Uf MOTOR CAPACITOR | 1.000 | PC | VI1931A0 | M8x1.65 H4 CH13 ZINC PLATED NUT | 1.000 | PC | VI1932A0 | D8 INDENTED ZINC PLATED WASHER | 1.000 | PC |
| | | | | | Code | Description | Qty | UOM | | | | | | | | | | | | | |
| CN1003A0 | 6,3 Uf MOTOR CAPACITOR | 1.000 | PC | | | | | | | | | | | | | | | | | | |
| VI1931A0 | M8x1.65 H4 CH13 ZINC PLATED NUT | 1.000 | PC | | | | | | | | | | | | | | | | | | |
| VI1932A0 | D8 INDENTED ZINC PLATED WASHER | 1.000 | PC | | | | | | | | | | | | | | | | | | |
| <table border="1"> <thead> <tr> <th>Code</th> <th>Description</th> <th>Qty</th> <th>UOM</th> </tr> </thead> <tbody> <tr> <td>MR1004A1</td> <td>41A 450V 7 POLES TERMINAL</td> <td>1.000</td> <td>PC</td> </tr> </tbody> </table> | Code | Description | Qty | UOM | MR1004A1 | 41A 450V 7 POLES TERMINAL | 1.000 | PC | | | | | | | | | | | | | |
| Code | Description | Qty | UOM | | | | | | | | | | | | | | | | | | |
| MR1004A1 | 41A 450V 7 POLES TERMINAL | 1.000 | PC | | | | | | | | | | | | | | | | | | |
| MR1004A | 41A 450V 7 POLES TERMINAL |  | KMR1004A | 7FTW 1+2+3/4+5+6 TERMINAL BLOCK KIT | <table border="1"> <thead> <tr> <th>Code</th> <th>Description</th> <th>Qty</th> <th>UOM</th> </tr> </thead> <tbody> <tr> <td>MR1004A1</td> <td>41A 450V 7 POLES TERMINAL</td> <td>1.000</td> <td>PC</td> </tr> </tbody> </table> | Code | Description | Qty | UOM | MR1004A1 | 41A 450V 7 POLES TERMINAL | 1.000 | PC | | | | | | | | |
| Code | Description | Qty | UOM | | | | | | | | | | | | | | | | | | |
| MR1004A1 | 41A 450V 7 POLES TERMINAL | 1.000 | PC | | | | | | | | | | | | | | | | | | |
| VE1026A | 230-21-12Vac 80VA TRANSFORMER |  | KVE1026A | 230-21-12vac 90VA TRANSFORMER KIT | <table border="1"> <thead> <tr> <th>Code</th> <th>Description</th> <th>Qty</th> <th>UOM</th> </tr> </thead> <tbody> <tr> <td>VE1026A0</td> <td>230-21-12Vac 80VA TRANSFORMER</td> <td>1.000</td> <td>PC</td> </tr> <tr> <td>VI1950A0</td> <td>ST. STEEL 4,2X13 TCB SELF-DRILLING SCREW</td> <td>4.000</td> <td>PC</td> </tr> </tbody> </table> | Code | Description | Qty | UOM | VE1026A0 | 230-21-12Vac 80VA TRANSFORMER | 1.000 | PC | VI1950A0 | ST. STEEL 4,2X13 TCB SELF-DRILLING SCREW | 4.000 | PC | | | | |
| Code | Description | Qty | UOM | | | | | | | | | | | | | | | | | | |
| VE1026A0 | 230-21-12Vac 80VA TRANSFORMER | 1.000 | PC | | | | | | | | | | | | | | | | | | |
| VI1950A0 | ST. STEEL 4,2X13 TCB SELF-DRILLING SCREW | 4.000 | PC | | | | | | | | | | | | | | | | | | |
| VM2398A | XEBC REMOTE CONTROL SWITCH PROTECTION |  | VM2398A0 | XEBC REMOTE CONTROL SWITCH PROTECTION | | | | | | | | | | | | | | | | | |